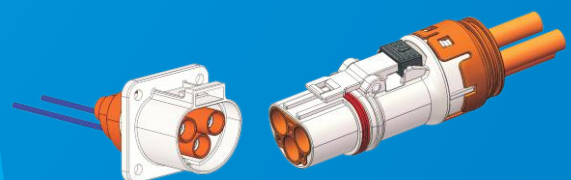
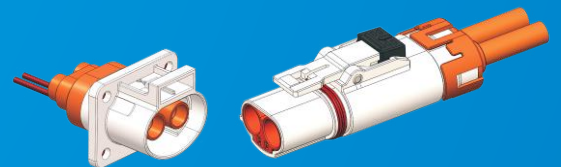


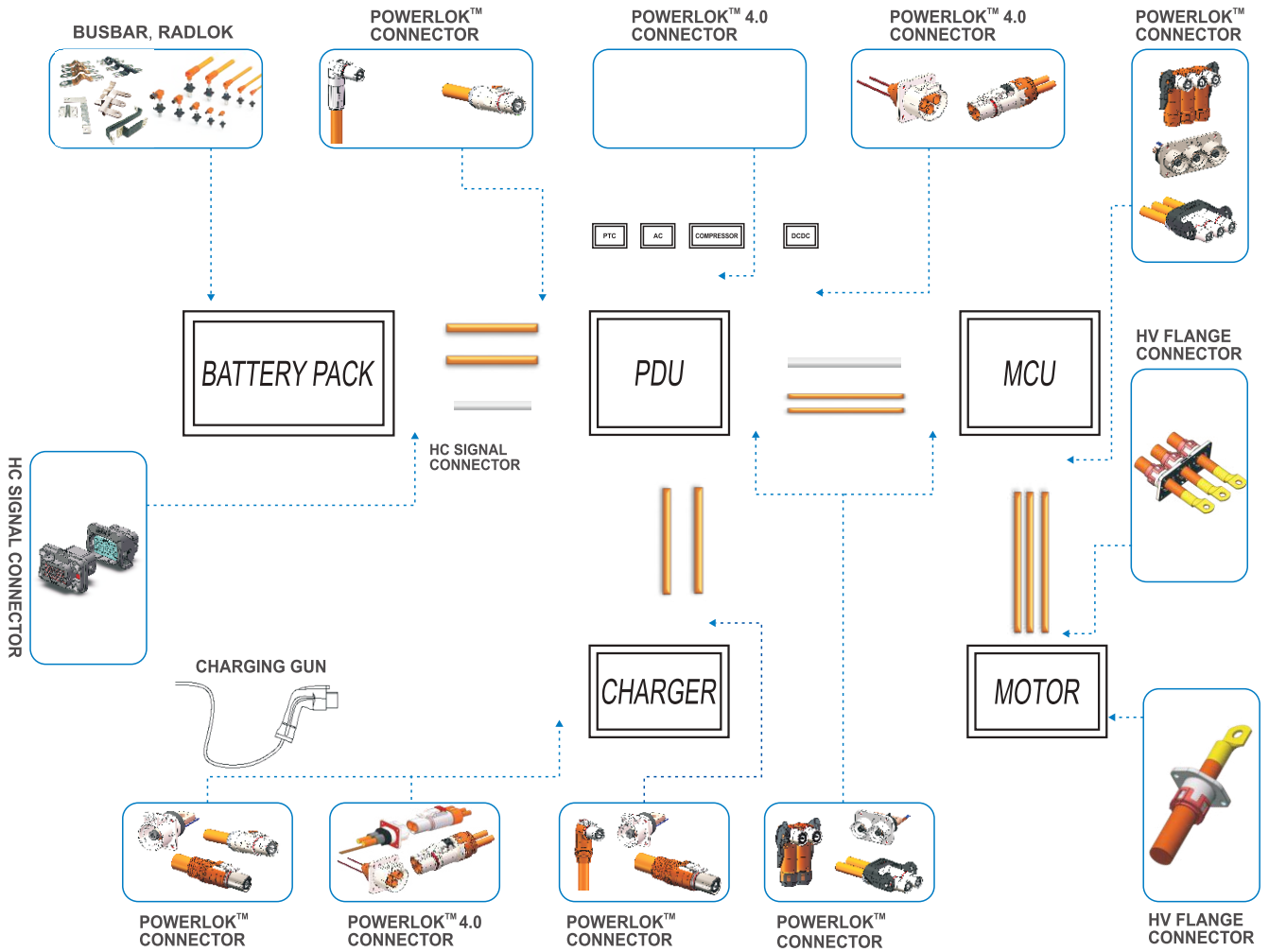


Amphenol

GEC | Amphenol
TPI



SYSTEM CONNECTION SKETCH





01/14

PowerLok™ Connector

Utilizing Amphenol latest RADSOK® technology, Amphenol PowerLok™ product is the answer to HEV/EV where a custom, reliable, easy to install, and cost effective solution is required. PowerLok™ has many features: fully shielding, Automatic Secondary Lock, HVIL optional, Multi Polarization.



15/22

PowerLok™ 4.0 Connector

Amphenol PowerLok™ 4.0 Connector is designed for EV's medium and small current application. In the supplementary of PowerLok™ products all advantages at the same time, the 2,3,4,2+4 positions small size design can be adapted to the application in narrow space better.



23/30

RADLOK™ Connector

Effective Utilizing Amphenol latest RADSOK® technology, Amphenol RADLOK product line is designed with compactness and robustness in mind.



31/34

HC Signal Connector

Amphenol HC series connectors are designed as a high-performance, cost-effective solution for the signal and power transmission field usage. The connector are matches 16# terminals for power and 20# terminal for signal, which are highly integrated designed together.

Application

POWERLOK™ series is a low cost, compact, metal-shell interconnect solution utilizing RADSOK® contact technology for EV and Hybrid transportation application. Up to 1000V ranging from 90A-500A with HVIL, 360° shielding, environmental sealing, keying, straight and right angle configurations, and up to 3 power circuits. Accommodates cable size from 16mm² to 150mm² with and without shielding. Available in assembled and overmolded versions.

POWERLOK™ series connectors are engineered for diverse applications as its wide power range coverage, including electric powertrains of automotive, trucks, bus, agricultural and construction machines, and off-road vehicles. Furthermore, POWERLOK™ series are also widely employed in stationary energy storage systems.

Key Features

- High Voltage Inter Lock
- 360° shielding
- 1POS, 2POS, 3POS Positions Available
- 90D(Right angle) and 180D(Straight)
- Multiple keys available
1POS (X, Y, U, V, W, T keys)
2POS & 3POS (X, Y keys)
- RADSOK® contact technology
- RoHS/REACH Compliant
- Mating Cycle: 100Min
- Mating Force: 75N MAX.
- Voltage Rating: 1000VDC
- DC Current Rating: 120A,200A,300A, 400A,500A
- Insulation Resistance: 500MΩ
- IP rating: IP67(mated)
IP2X(unmated)
- Salt Spray: 48h
- Temperature range: -40°C-+125°C

PowerLok™ Recommended Cable Size & Current Rating

Series	Accepted Cable Size	Current Rating
120 Series	16mm ²	90A
	25mm ²	120A
200 Series	25mm ²	120A
	35mm ²	150A
	50mm ²	200A
300 Series	35mm ²	150A
	50mm ²	200A
	70mm ²	250A
	95mm ²	300A
400 Series	70mm ²	250A
	95mm ²	300A
	120mm ²	400A
500 Series	135mm ²	450A
	95mm ²	300A
	120mm ²	400A
	135mm ²	450A
	150mm ²	500A

*Customization is allowed if above sizes are not what you need.

PowerLok™ Receptacle




180 Degree Busbar Lug



Thread Pin



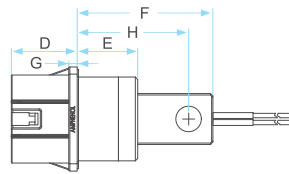
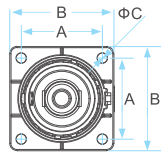
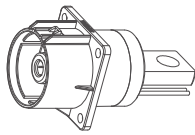

Tubular Lug



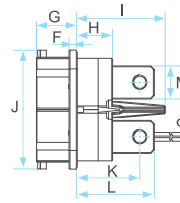
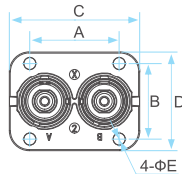
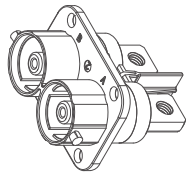
90 Degree Busbar Lug

Series	180 Degree BusBar Lug						Thread Pin						Tubular Lug						90 Degree Busbar Lug		
	1POS		2POS		3POS		1POS		2POS		3POS		1POS		2POS		3POS		1POS		
	With HVIL	W/O HVIL	With HVIL	W/O HVIL	With HVIL	W/O HVIL	With HVIL	W/O HVIL	With HVIL	W/O HVIL	With HVIL	W/O HVIL	With HVIL	W/O HVIL	With HVIL	W/O HVIL	With HVIL	W/O HVIL	With HVIL	W/O HVIL	
120A	*	*	*	*				*						*							
200A	*	*																			
300A	*	*	*	*	*	*	*	*	*	*	*	*	*	*	*	*	*	*	*	*	*
400A	*	*												*					*	*	*
500A	*	*						*						*					*	*	*

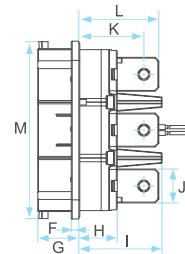
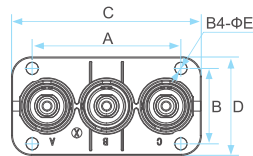
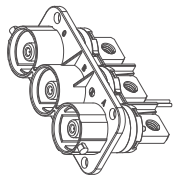
180 Degree Busbar Lug Receptacle



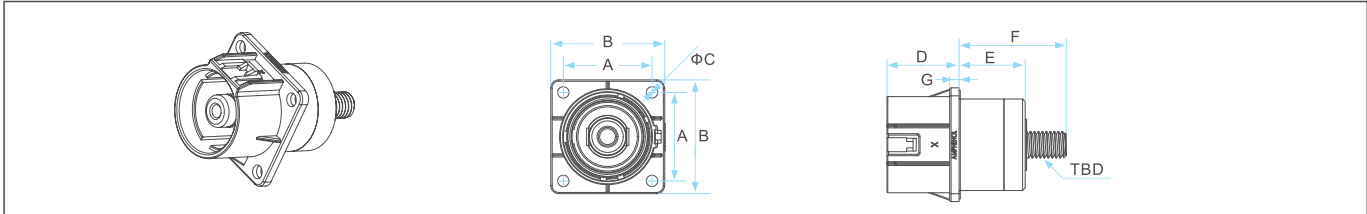
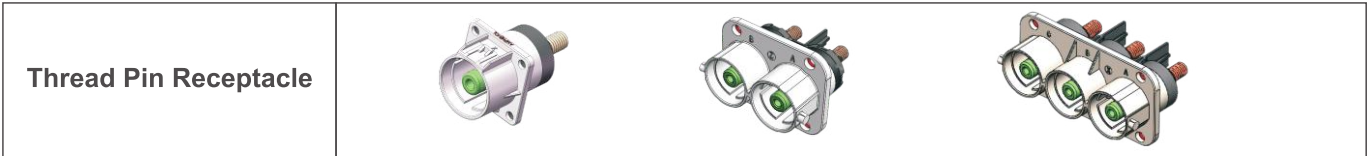
Product	180 Degree Busbar Lug 1POS Dimensions(mm)									
	Series	A	B	C	D	E	F	G	H	
PowerLok™ 1POS 180 Degree Busbar Lug Receptacle	120A	20.0	28.0	Φ3.6	18.0	13.0	31.5	3.0	24.5	
	200A	25.0	33.0	Φ4.2	20.7	19.3	39.5	3.0	32.3	
	300A	27.0	35.0	Φ4.2	20.7	21.3	49.3	3.0	39.3	
	400A	33.5	43.0	Φ4.3	27.2	25.0	55.2	3.5	45.2	
	500A	33.5	43.0	Φ4.3	27.2	25.0	56.0	3.5	46.0	



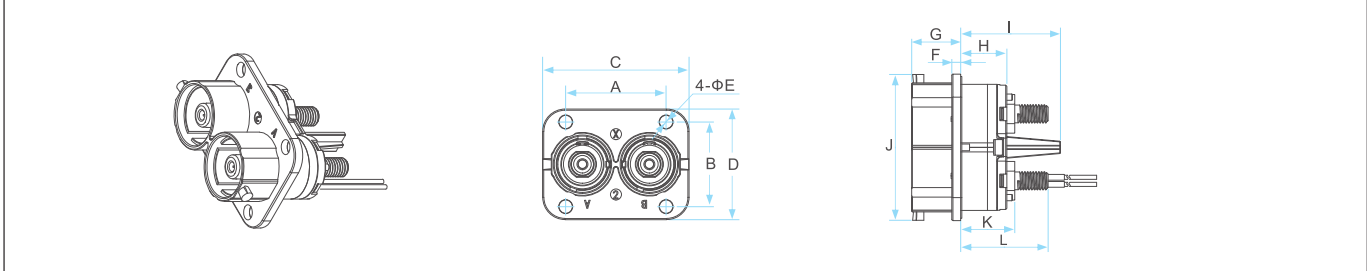
Product	180 Degree Busbar Lug 2POS Dimensions(mm)													
	Series	A	B	C	D	E	F	G	H	I	J	K	L	M
PowerLok™ 2POS 180 Degree Busbar Lug Receptacle	120A	35.0	25.5	48.0	34.0	Φ3.6	3.0	18.5	14.5	29.5	49.0	23.5	33.0	9.8
	300A	45.0	38.0	65.6	49.6	Φ6.2	4.0	22.0	20.0	49.0	65.4	35.0	43.0	18.2



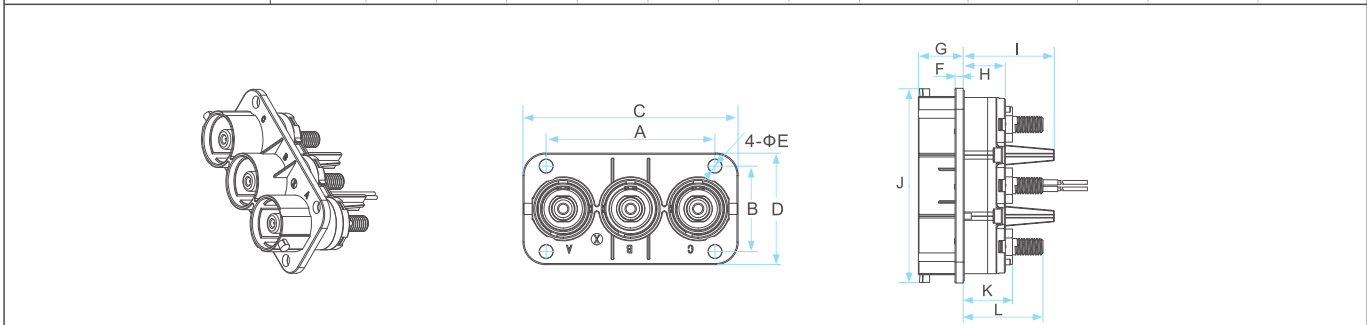
Product	180 Degree Busbar Lug 3POS Dimensions(mm)													
	Series	A	B	C	D	E	F	G	H	I	J	K	L	M
PowerLok™ 3POS 180 Degree Busbar Lug Receptacle	300A	75.0	38.0	95.6	49.6	Φ10.0	4.0	22.0	20.7+1.0	44.7+0.1	18.2	35.0+0.1	43.0+0.1	95.6



Product	Thread Pin 1POS Dimensions(mm)							
	Series	A	B	C	D	E	F	G
PowerLok™ 1POS Thread Pin Receptacle	120A	20.0	28.0	φ3.6	18.0	13.0	32.0	3.0
	300A	27.0	35.0	φ4.2	20.7	21.3	38.1	3.0
	500A	33.5	43.0	φ4.3	27.2	25.0	40.5	3.5

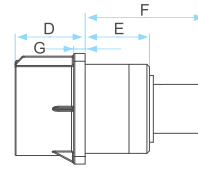
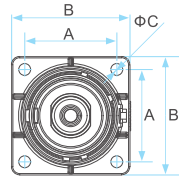
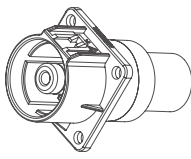



Product	Thread Pin 2POS Dimensions(mm)												
	Series	A	B	C	D	E	F	G	H	I	J	K	L
PowerLok™ 2POS Thread Pin Receptacle	300A	45.0	38.0	65.6	49.6	φ6.2	4.0	22.0	20.7±0.1	44.7±0.1	65.4	24.2±0.1	39.2±0.1

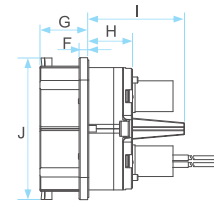
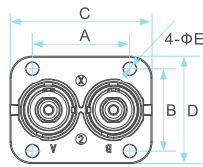
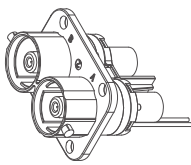


Product	Thread Pin 3POS Dimensions(mm)												
	Series	A	B	C	D	E	F	G	H	I	J	K	L
PowerLok™ 3POS Thread Pin Receptacle	300A	75.0	38.0	95.6	49.6	φ6.2	4.0	22.0	20.7±0.1	44.7±0.1	95.1	24.2±0.1	39.2±0.1

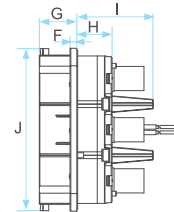
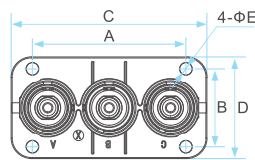
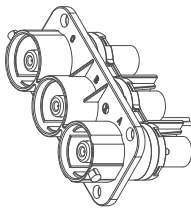
Tubular Lug Receptacle



Product	Tubular Lug 1POS Dimensions(mm)							
	Series	A	B	C	D	E	F	G
PowerLok™ 1POS Tubular Lug Receptacle	120A	20.0	28.0	φ3.6	18.0	13.0	27.5	3.0
	300A	27.0	35.0	φ4.2	20.7	21.3	TBD	3.0
	500A	33.5	43.0	φ4.3	27.2	25.0	46.5	4.5

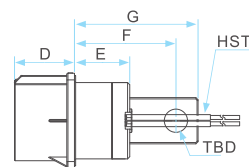
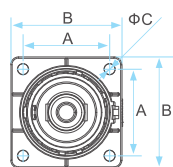
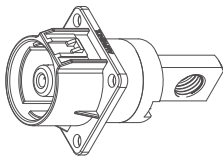


Product	Tubular Lug 2POS Dimensions(mm)										
	Series	A	B	C	D	E	F	G	H	I	J
PowerLok™ 2POS Tubular Lug Receptacle	300A	45.0	38.0	65.6	49.6	φ6.2	4.0	22.0	20.7	44.7	65.4



Product	Tubular Lug 3POS Dimensions(mm)										
	Series	A	B	C	D	E	F	G	H	I	J
PowerLok™ 3POS Tubular Lug Receptacle	300A	75.0	38.0	95.6	49.6	φ6.2	4.0	22.0	20.7	44.7	95.1

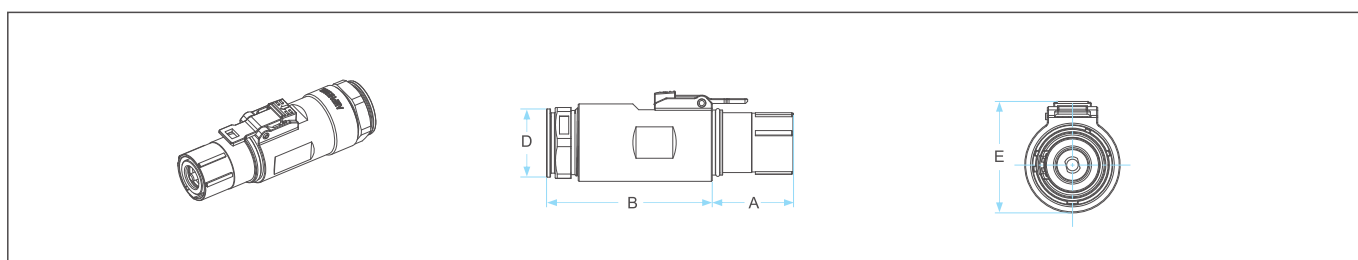

90 Degree Busbar Lug Receptacle



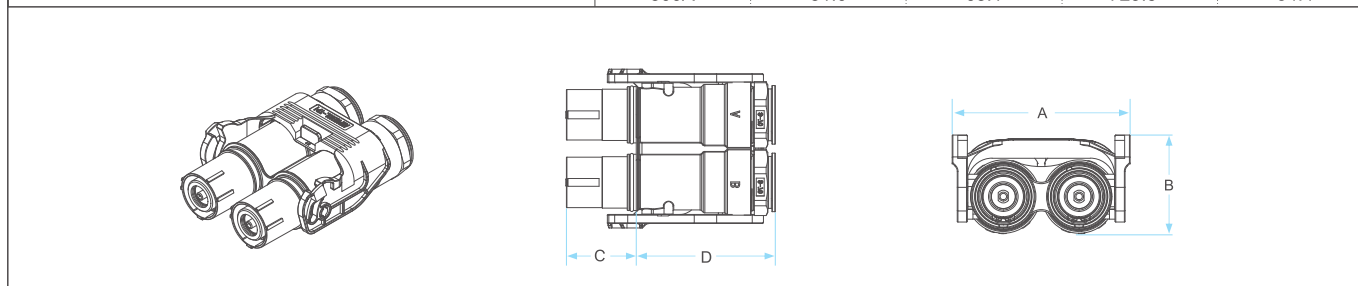
Product	90 Degree Busbar 1POS Dimensions(mm)								
	Series	A	B	C	D	E	F	G	H
PowerLok™ 1POS 90 Degree Busbar Receptacle	300A	27.0	35.0	φ4.2	20.7	24.1	49.3	3.0	39.3
	400A	33.5	43.0	φ4.3	27.2	25.0	55.2	3.5	45.2
	500A	33.5	43.0	φ4.3	20.7	25.0	56.0	3.5	46.0

PowerLok™ Plug

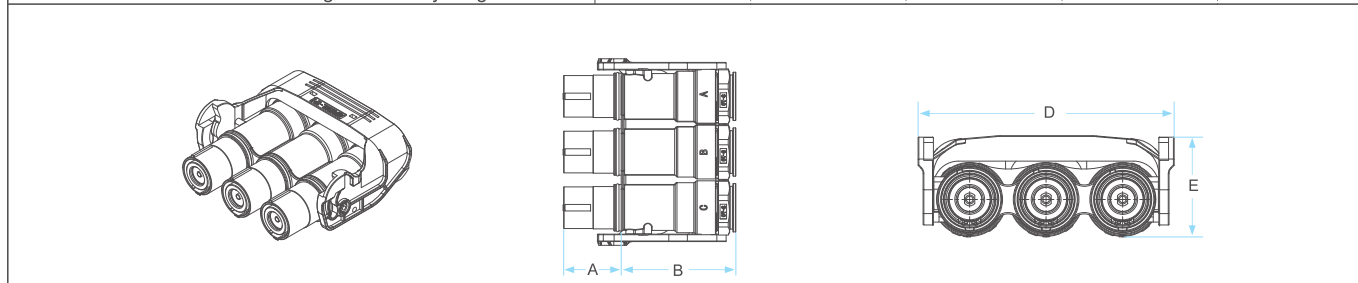
Series	1POS				2POS				3POS			
	Assembly		Overmolded		Assembly		Overmolded		Assembly		Overmolded	
	Straight	Right Angle	Straight	Right Angle	Straight	Right Angle	Straight	Right Angle	Straight	Right Angle	Straight	Right Angle
120A			*	*			*	*				
200A	*	*										
300A	*	*	*	*	*	*			*	*		
400A			*	*								
500A			*	*								



Product	1POS Straight Assembly Plug Dimensions(mm)				
	Series	A	B	D	E(REF)
PowerLok™ 1POS Straight Assembly Plug	200A	29.8	54.3	Φ25.9	30.9
	300A	31.0	63.1	Φ29.5	34.4

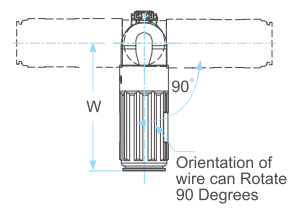
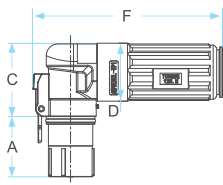
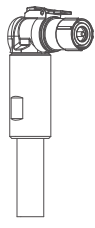


Product	2POS Straight Assembly Plug Dimensions(mm)				
	Series	A	B	C	D
PowerLok™ 2POS Straight Assembly Plug	300A	70.5	38.8	31.0	59.6

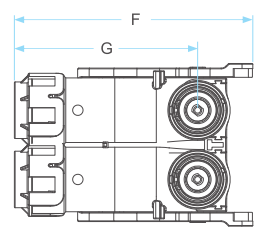
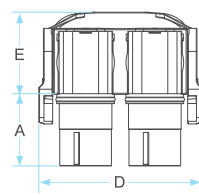
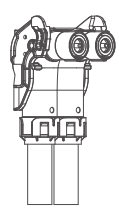


Product	3POS Straight Assembly Plug Dimensions(mm)				
	Series	A	B	D	E
PowerLok™ 3POS Straight Assembly Plug	300A	31.0	59.6	100.5	38.0

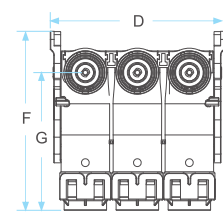
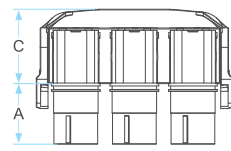
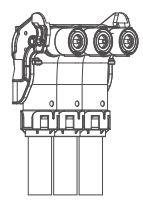
Right Angle Assembly Plug



Product	1POS Right Angle Assembly Plug Dimensions(mm)					
	Series	A	C	D	F(REF)	W
PowerLok™ 1POS Right Angle Assembly Plug	200A	29.8	34.7	Φ25.9	30.9	68.8
	300A	31.0	37.6	Φ25.9	34.4	78.1



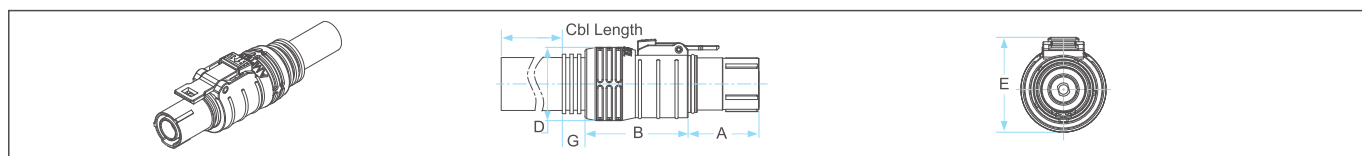
Product	2POS Right Angle Assembly Plug Dimensions(mm)					
	Series	A	D	E	F	G
PowerLok™ 2POS Right Angle Assembly Plug	300A	31.0	70.5	34.8	103.3	79.4



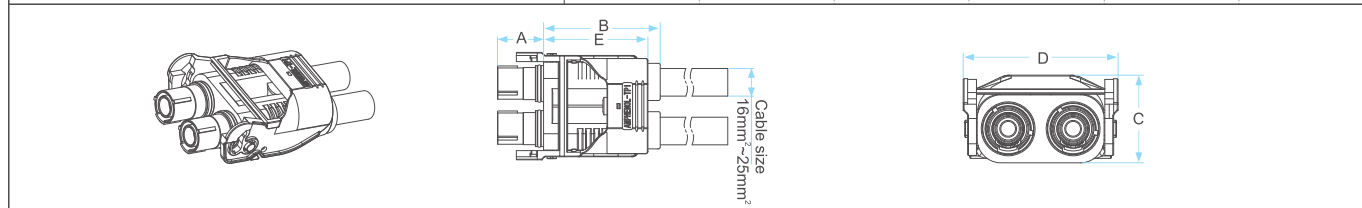
Product	3POS Right Angle Assembly Plug Dimensions(mm)					
	Series	A	C	D	F	G
PowerLok™ 3POS Right Angle Assembly Plug	300A	31.0	38.0	100.5	103.3	79.4

Note

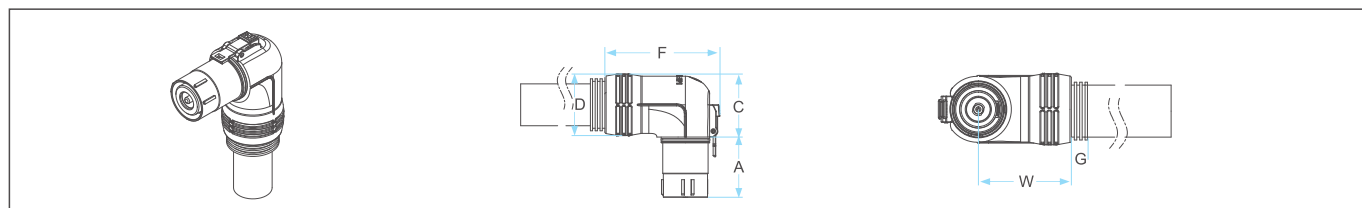
Amphenol TPI can provide customized solutions based on customer's installation space. If you need to order or ask questions, please contact your sales representative for additional information!



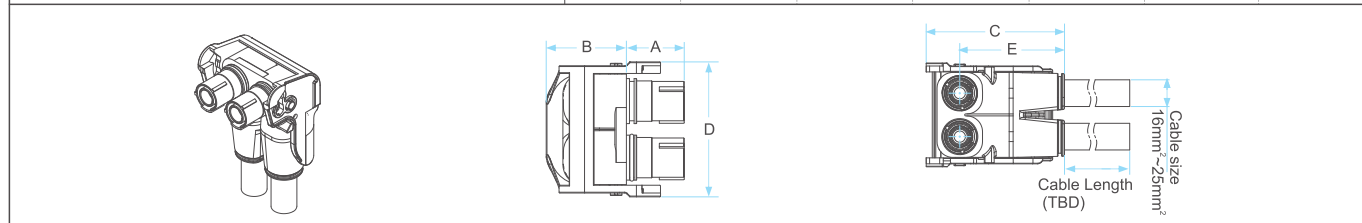
Product	1POS Straight Overmolded Plug Dimensions(mm)					
	Series	A	B	D	E	G
PowerLok™ 1POS Straight Overmolded Plug	120A	22.5	39.0	Φ24.6	28.5	9.9
	300A	31.0	45.0	Φ32.0	35.6	9.9
	400A	41.1	52.0	Φ42.0	43.6	9.9
	500A	41.1	52.0	Φ42.0	43.6	9.9



Product	2POS Straight Overmolded Plug Dimensions(mm)					
	Series	A	B	C	D	E
PowerLok™ 2POS Straight Overmolded Plug	120A	22.5	57.0	29.7	52.5	51.0



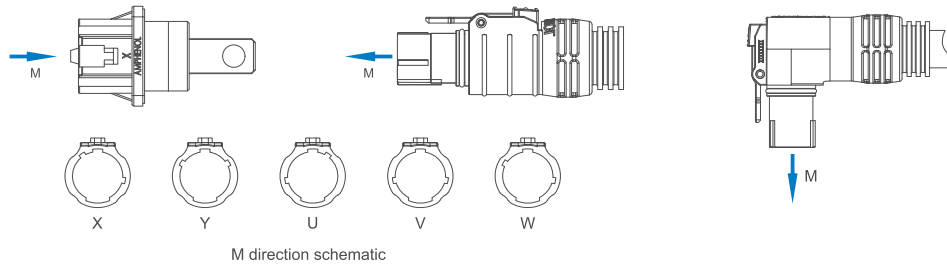
Product	1POS Right Angle Overmolded Plug Dimensions(mm)						
	Series	A	C	D	F(PEF)	W	G
PowerLok™ 1POS Right Angle Overmolded Plug	120A	22.5	25.3	Φ24.6	55.8	40.0	9.9
	300A	31.0	32.5	Φ32.0	69.6	50.0	9.9
	400A	41.1	43.0	Φ42.0	78.6	55.0	9.9
	500A	41.1	43.0	Φ42.0	78.6	55.0	9.9



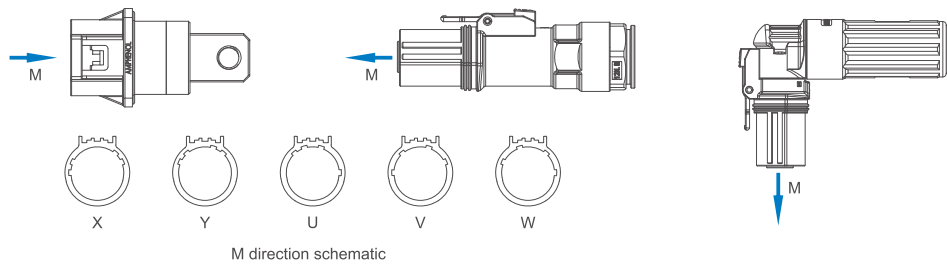
Product	2POS Right Angle Overmolded Plug Dimensions(mm)					
	Series	A	B	C	D	E
PowerLok™ 2POS Right Angle Overmolded Plug	120A	22.5	31.2	70.0	52.5	53.0

PowerLok™ Connector Key Map

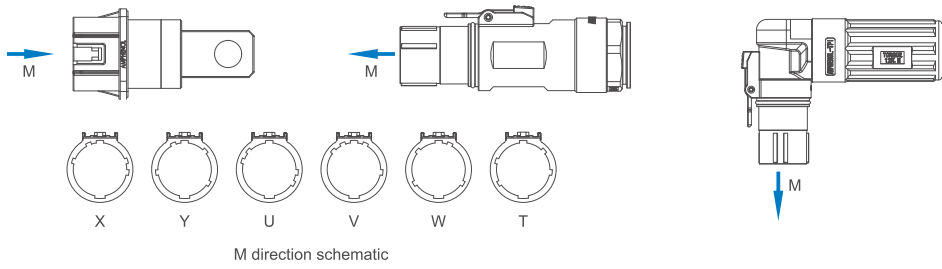
1POS-120A



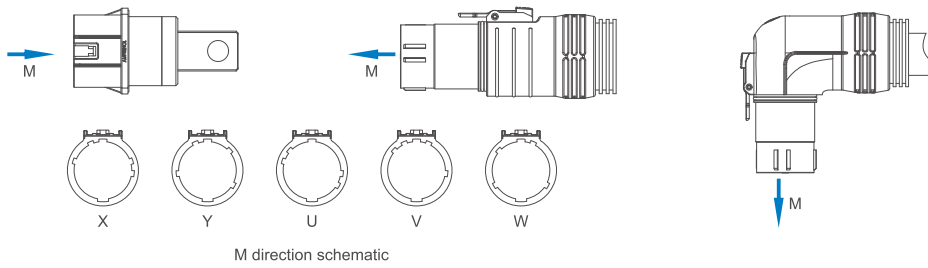
1POS-200A



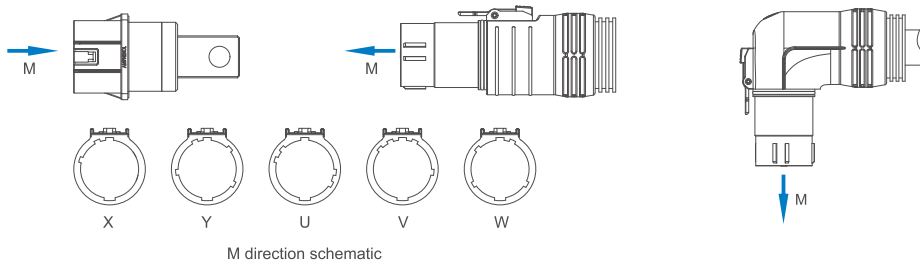
1POS-300A



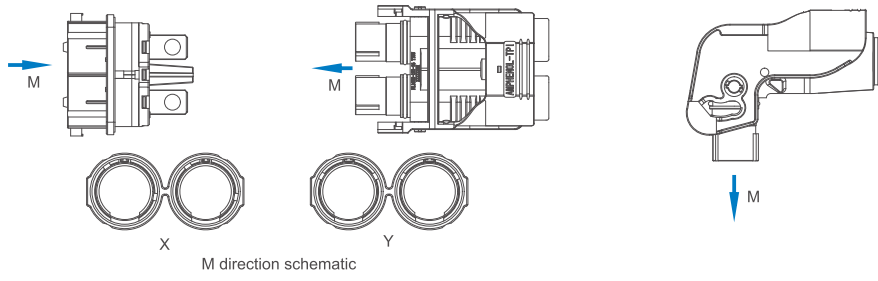
1POS-400A



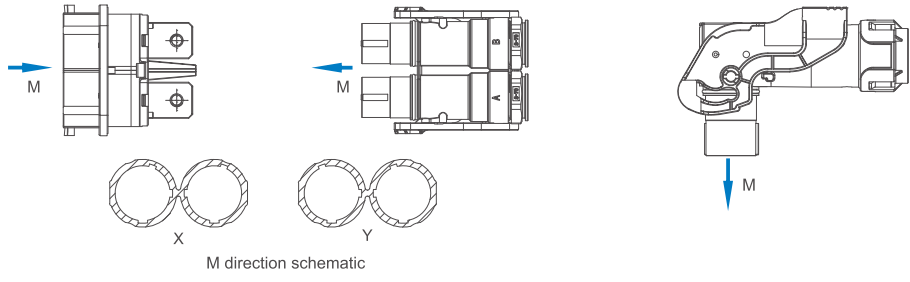
1POS-500A



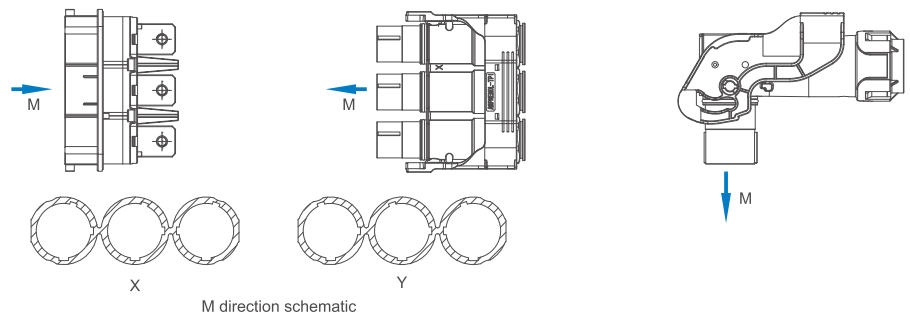
2POS-120A



2POS-300A

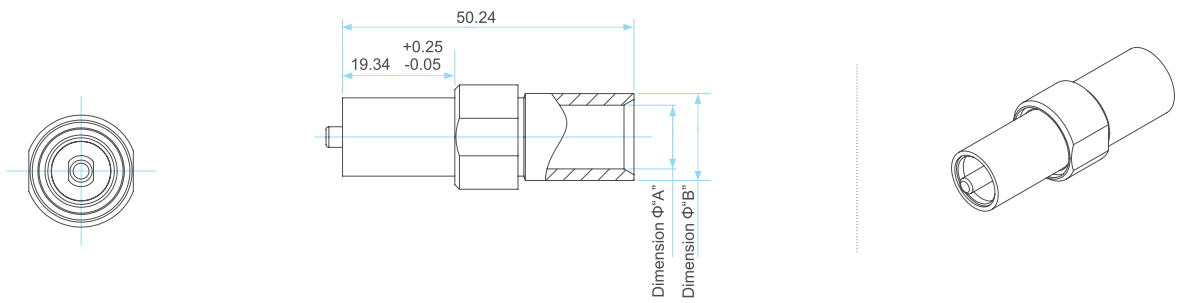


3POS-300A



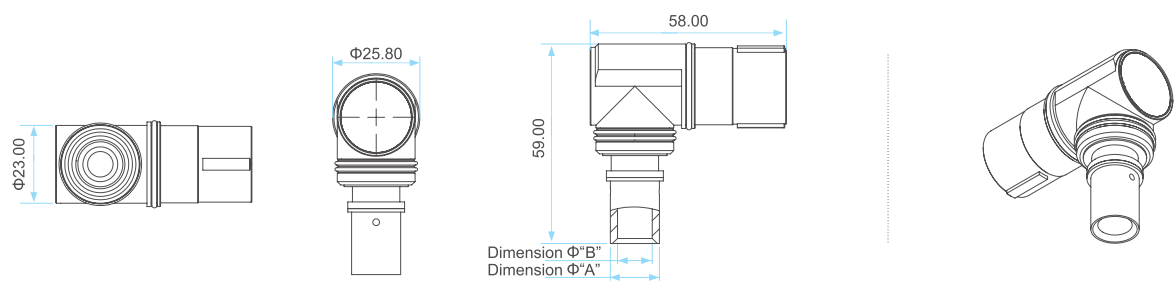
PowerLok™ Terminal

300A 1POS&2POS&3POS Straight



Part Number	Dimension "A"	Dimension "B"	Cable Size
AC-CP001017	7.50	10.00	25mm ²
AC-CP000872	8.80	11.80	35mm ²
AC-CP000689	9.00	12.00	35mm ²
AC-CP001018	10.30	14.50	50mm ²
AC-CP000876	11.00	15.00	50mm ²
AC-CP000871	12.50	16.50	70mm ²
AC-CP000878	12.50	16.80	70mm ²

300A 2POS&3POS Right Angle



Part Number	Dimension "A"	Dimension "B"	Cable Size
AC-CP000994	14.5	10.3	50mm ²
AC-CP000995	14.5	10.3	50mm ²
AC-CP000996	16.5	12.5	70mm ²

Ordering Information-PowerLok™ 1POS Receptacle W/O HVIL

PL
00
X - 300
- 10
M10

Product Type	Connector Type	Key (Touch Proof Cover Color)		Current & HVIL		Termination Type		Termination Size
PowerLok™	00 1POS Receptacle	X	Orange	120	120A W/O HVIL	10	180 Degree Busbar Lug	D ⁽¹⁾ +Stud Size
		Y	Black	200	200A W/O HVIL			M ⁽²⁾ +Stud Size
		U	Yellow	300	300A W/O HVIL	20	Thread Pin	M+Thread Size
		V	Green	400	400A W/O HVIL	30	Tubular Lug	D+Cable Size
		W	Red	400	400A W/O HVIL	90	90 Degree Busbar Lug	D+Stud Size
		T	Blue	500	500A W/O HVIL			M+Stud Size

Ordering Information-PowerLok™ 1POS Receptacle With HVIL

PL
00
X - 301
- 10
M10

Product Type	Connector Type	Key (Touch Proof Cover Color)		Current & HVIL		Termination Type		Termination Size
PowerLok™	00 1POS Receptacle	X	Orange	121	120A With HVIL	10	180 Degree Busbar Lug	D+Stud Size
		Y	Black	201	200A With HVIL			M+Stud Size
		U	Yellow	301	300A With HVIL			
		V	Green	401	400A With HVIL	90	90 Degree Busbar Lug	D+Stud Size
		W	Red	401	400A With HVIL			M+Stud Size
		T	Blue	501	500A With HVIL			

Ordering Information-PowerLok™ 2POS Receptacle

PL
08
2X - 300
- 10
M10

Product Type	Connector Type	Key (Touch Proof Cover Color)		Current & HVIL		Termination Type		Termination Size
PowerLok™	08 2POS Receptacle	2X	Orange	120	120A W/O HVIL	10	Busbar Lug	D+Stud Size
				121	120A With HVIL			M+Stud Size
		2Y	Black	300	120A W/O HVIL	20	Thread Pin	M+Thread Size
				301	120A With HVIL	30	Tubular Lug	D+Cable Size

Ordering Information-PowerLok™ 3POS Receptacle

PL
08
3X - 300
- 10
M10

Product Type	Connector Type	Key (Touch Proof Cover Color)		Current & HVIL		Termination Type		Termination Size
PowerLok™	08 3POS Receptacle	3X	Orange	300	300A W/O HVIL	10	Busbar Lug	D+Stud Size
								M+Stud Size
		3Y	Black	301	300A With HVIL	20	Thread Pin	M+Thread Size
						30	Tubular Lug	D+Cable Size

(1) D=Through hole

(2) M=Screw hole

Ordering Information-PowerLok™ 1POS Assembled Plug W/O HVIL

PL 18 X - 300 - 70

Product Type	Connector Type		Key (Touch Proof Cover Color)		Current & HVIL	Accepted Cable Size(mm ²)	Current Rating (A)
PowerLok™	18	Plug Connector, Straight, Shield	X	Orange	200 200A W/O HVIL	25	120
			Y	Black		35	150
	28	Plug Connector, Right Angle, Shield	U	Yellow		50	200
	48	Plug Connector, Straight, Un-Shield	V	Green	300 300A W/O HVIL	35	150
			W	Red		50	200
	58	Plug Connector, Right Angle, Un-Shield	T	Blue		70	250

Ordering Information-PowerLok™ 1POS Assembled Plug With HVIL

PL 18 X - 301 - 70

Product Type	Connector Type		Key (Touch Proof Cover Color)		Current & HVIL	Accepted Cable Size(mm ²)	Current Rating (A)
PowerLok™	18	Plug Connector, Straight, Shield	X	Orange	201 200A With HVIL	25	120
			Y	Black		35	150
	28	Plug Connector, Right Angle, Shield	U	Yellow		50	200
	48	Plug Connector, Straight, Un-Shield	V	Green	301 300A With HVIL	35	150
			W	Red		50	200
	58	Plug Connector, Right Angle, Un-Shield	T	Blue		70	250

Ordering Information-PowerLok™ 2POS Assembled Plug

PL 48 2X - 300 - 70

Product Type	Connector Type		Key (Touch Proof Cover Color)		Current & HVIL	Accepted Cable Size(mm ²)	Current Rating (A)
PowerLok™	18	Plug Connector, Straight, Shield	2X	Orange	300 300A W/O HVIL	35	150
						50	200
	28	Plug Connector, Right Angle, Shield				70	250
	48	Plug Connector, Straight, Un-Shield	2Y	Black	301 300A With HVIL	35	150
						50	200
	58	Plug Connector, Right Angle, Un-Shield				70	250

Ordering Information-PowerLok™ 3POS Assembled Plug

PL 28 3X - 301 - 70

Product Type	Connector Type		Key (Touch Proof Cover Color)		Current & HVIL	Accepted Cable Size(mm ²)	Current Rating (A)
PowerLok™	18	Plug Connector, Straight, Shield	3X	Orange	300 300A W/O HVIL	35	150
						50	200
	28	Plug Connector, Right Angle, Shield				70	250
	48	Plug Connector, Straight, Un-Shield	3Y	Black	301 300A With HVIL	35	150
						50	200
	58	Plug Connector, Right Angle, Un-Shield				70	250

Ordering Information-PowerLok™ 1POS Overmolded Plug

Product Type	Connector Type	Key (Touch Proof Cover Color)		Current & HVIL		Accepted Cable Size(mm ²)	Current Rating(A)
		Key	Color	Current	With HVIL		
PowerLok™	10 1POS Plug Straight	X	Orange	120	120A W/O HVIL	16	90
				121	120A With HVIL	25	120
		Y	Black	300	300A W/O HVIL	35	150
				301	300A With HVIL	50	200
				301	300A With HVIL	70	250
	20 1POS Plug Right Angle	U	Yellow	400	400A W/O HVIL	95	300
				401	400A With HVIL	70	250
		V	Green	400	400A W/O HVIL	95	300
				401	400A With HVIL	120	400
				401	400A With HVIL	135	450
W	Red	500	500A W/O HVIL	95	300		
		500	500A W/O HVIL	120	400		
		501	500A With HVIL	135	450		
T	Blue	501	500A With HVIL	150	500		

Ordering Information-PowerLok™ 2POS Overmolded Plug

Product Type	Connector Type	Key (Touch Proof Cover Color)		Current & HVIL		Accepted Cable Size(mm ²)	Current Rating(A)
		Key	Color	Current	With HVIL		
PowerLok™	10 2POS Plug Straight	2X	Orange	120	120A W/O HVIL	16	90
	20 2POS Plug Right Angle	2Y	Black	121	120A With HVIL	25	120

POWERLOK™ 4.0 CONNECTOR







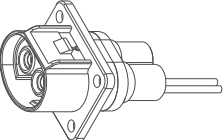
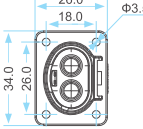
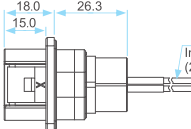
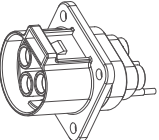
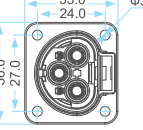
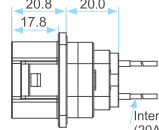
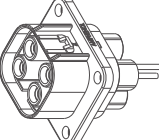
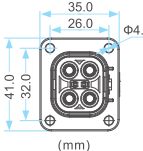
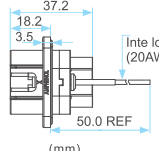
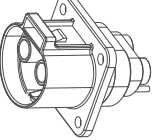
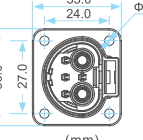
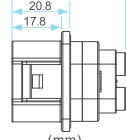


PowerLok™ 4.0 series is a low cost compact metal-shell interconnect solution for accessory power and signal connections for EV and Hybrid transportation applications. Up to space 1000V ranging from 5A-60A with HVIL, 360° shielding, environmental sealing, and keying. Accommodates up to 4 signal circuits and up to 4 power circuits with cable sizes from 2.5mm² to 10mm². Available in assembled versions.



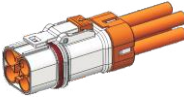

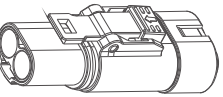
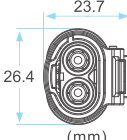
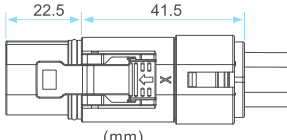
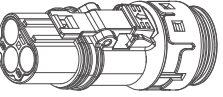
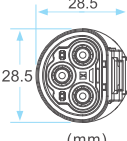
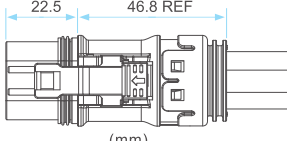

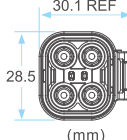
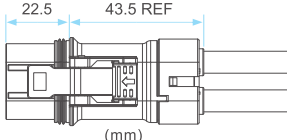
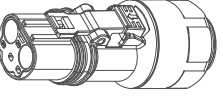
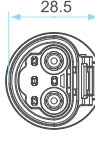
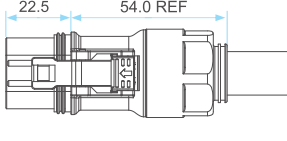
Key Features	
<ul style="list-style-type: none"> Operating voltage: 1000VDC Mating cycle: 100Min Current rating: 5A-60A Operating temperature: -40°C-+125°C Protection Class: IP67(mated) 	<ul style="list-style-type: none"> Flammability: UL94V-0 Dielectric withstanding voltage: 5000VDC Available in 2,3,4 POS and 2Power+4Signal 360° shielding Automatic secondary lock

PowerLok™ 4.0 Recommended Cable Size & Current Rating		
Series	Accepted Cable Size	Current Rating
40 Series	2.5mm ²	25A
	4.0mm ²	40A
	6.0mm ²	45A
60 Series	2.5mm ²	25A
	4.0mm ²	40A
	6.0mm ²	45A
	10.0mm ²	60A

PowerLok™ 4.0 Receptacle

PowerLok™ 4.0 Receptacle				
2pos		 <p>(mm)</p>	 <p>(mm)</p> <p>Inter lock wires (20AWG)</p>	
3pos		 <p>(mm)</p>	 <p>(mm)</p> <p>Inter lock wires (20AWG)</p>	
4pos		 <p>(mm)</p>	 <p>(mm)</p> <p>Inter lock wires (20AWG)</p>	
2Power+4Signal		 <p>(mm)</p>	 <p>(mm)</p>	

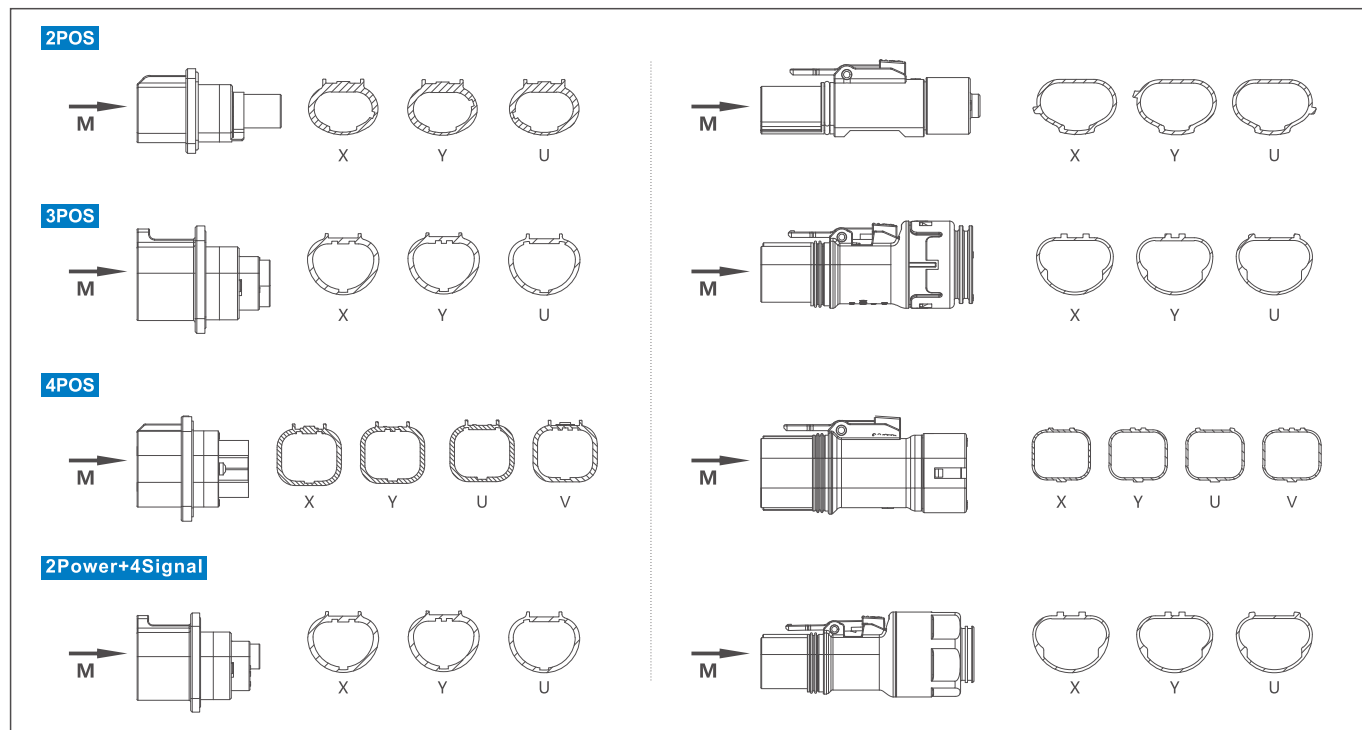
PowerLok™ 4.0 Plug

PowerLok™ 4.0 Plug				
2pos		 <p>(mm)</p>	 <p>(mm)</p>	
3pos		 <p>(mm)</p>	 <p>(mm)</p>	
4pos		 <p>(mm)</p>	 <p>(mm)</p>	
2Power+4Signal		 <p>(mm)</p>	 <p>(mm)</p>	

PowerLok™ 4.0 Key Map

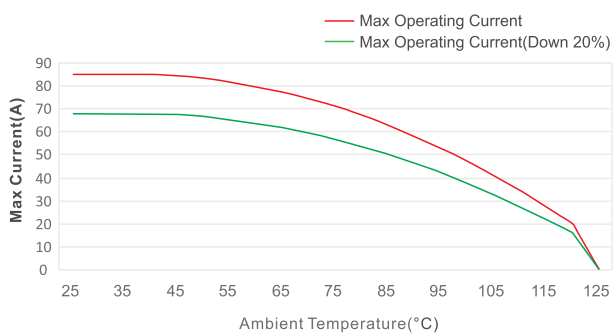
2POS				3POS				4POS				2Power+4Signal		
Series	60A			Series	40A			Series	40A			Series	40A	
Key	X	Y	U	Key	X	Y	U	Key	X	Y	U	Key	X	Y
Color	Orange	Black	Yellow	Color	Orange	Black	Yellow	Color	Orange	Black	Yellow	Color	Orange	Black

CPA(connector position assurance) color for keying identification.

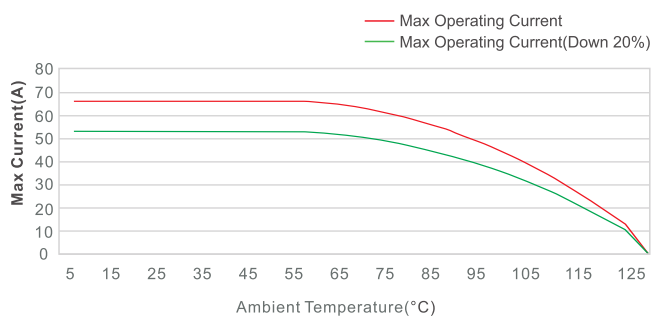


PowerLok™ 4.0 Test Curve

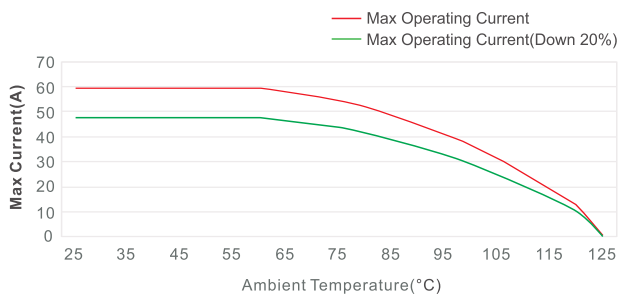
PowerLok™ 60 Series 2 poles with 10mm² cable



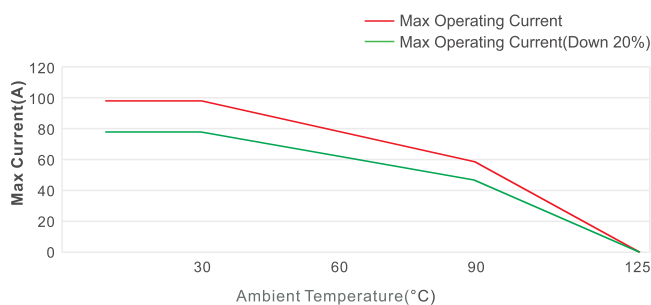
PowerLok™ 40 Series 3 poles with 6mm² cable



PowerLok™ 40 Series 4 poles with 6mm² cable



PowerLok™ 40 Series 2Power+4Signal poles with 10mm² cable



These curves were tested with conformance to

- All poles are energized in series
- Length of cables are greater than 1400mm
- Measurement were carried out in an enclosure without external movement of air
- The measuring point is terminal surface

Ordering Information-Powerlok™ 4.0 2POS

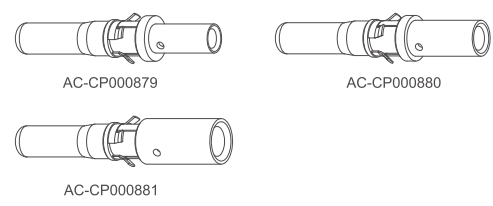
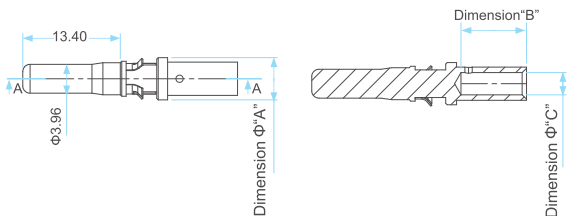
Product Type		Connector Type		Polarization	Current & HVIL		Accepted Cable Size	
PL	PowerLok™ 4.0	082	2POS Receptacle	X	60	60A W/O HVIL	2.5	2.5mm ²
		182	2POS Plug Connector, Straight	Y	61	60A With HVIL	4	4mm ²
		482	2POS Plug Connector, Straight, Un-Shielding	U			6	6mm ²
							10	10mm ²

Ordering Information-Powerlok™ 4.0 3POS & 4POS

Product Type		Connector Type		Polarization	Current & HVIL		Accepted Cable Size	
PL	PowerLok™ 4.0	083	3POS Receptacle	X	40	40A W/O HVIL	2.5	2.5mm ²
		084	4POS Receptacle	Y			4	4mm ²
		183	3POS Plug Connector, Straight	U	41	40A With HVIL	6	6mm ²
		184	4POS Plug Connector, Straight					

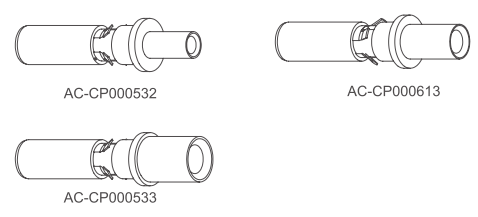
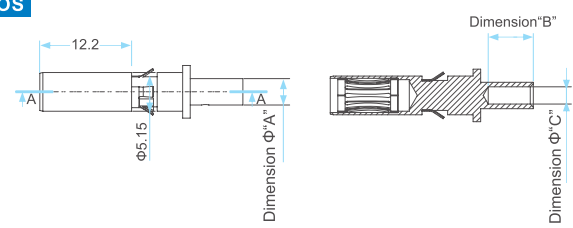
Ordering Information-Powerlok™ 4.0 2Power+4Signal

Product Type		Connector Type		Polarization	Current & HVIL		Accepted Cable Size	
PL	PowerLok™ 4.0	0824	2Power+4Signal Receptacle	X	40	40A W/O HVIL	6	6mm ²
		1824	2Power+4Signal Plug Connector, Straight	Y	41	40A With HVIL	10	10mm ²
				U				

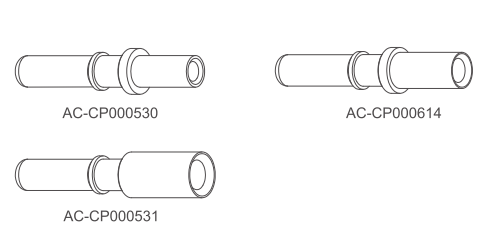
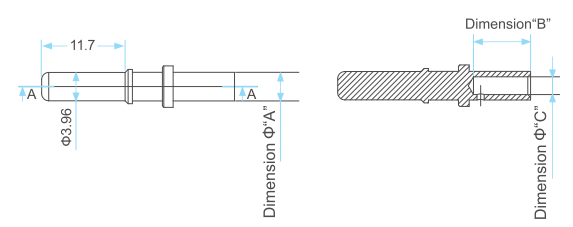


	Description	Part Number	Dimension "A"	Dimension "B"	Dimension "C"	Product Description
Plug Pin	PL183-41-2.5	AC-CP000879	3.70	8.0	2.50	4mm Pin, 3POS, Cable 2.5mm ²
	PL183-41-4	AC-CP000880	4.57	9.0	3.05	4mm Pin, 3POS, Cable 4.0mm ²
	PL183-41-6	AC-CP000881	5.80	9.0	3.80	4mm Pin, 3POS, Cable 6.0mm ²

4POS

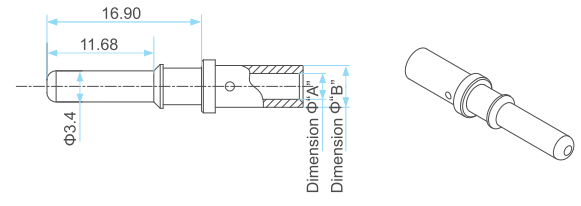
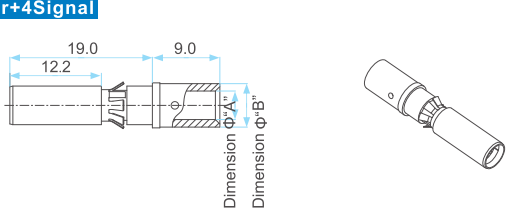


	Description	Part Number	Dimension "A"	Dimension "B"	Dimension "C"	Product Description
Socket Pin	PL084-41-2.5	AC-CP000532	3.70	8.0	2.50	4mm Soc, 4POS, Cable 2.5mm ²
	PL084-41-4	AC-CP000613	4.57	9.0	3.05	4mm Soc, 4POS, Cable 4.0mm ²
	PL084-41-6	AC-CP000533	5.80	9.0	3.80	4mm Soc, 4POS, Cable 6.0mm ²



	Description	Part Number	Dimension "A"	Dimension "B"	Dimension "C"	Product Description
Plug Pin	PL184-41-2.5	AC-CP000530	3.70	8.0	2.50	4mm Pin, 4POS, Cable 2.5mm ²
	PL184-41-4	AC-CP000614	4.57	9.0	3.05	4mm Pin, 4POS, Cable 4.0mm ²
	PL184-41-6	AC-CP000531	5.80	9.0	3.80	4mm Pin, 4POS, Cable 6.0mm ²

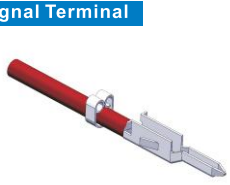
2Power+4Signal



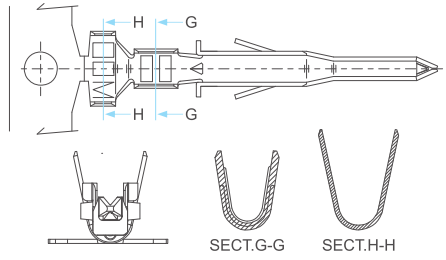
	Part Number	Dimension "A"	Dimension "B"	Product Description
Socket Pin	AC-HA010281-6	3.8mm	5.8mm	Cable 6mm ²
	AC-HA010281-1	4.5mm	6.0mm	Cable 10mm ²

	Part Number	Dimension "A"	Dimension "B"	Product Description
Plug Pin	AC-HA010282-6	3.8mm	5.8mm	Cable 6mm ²
	AC-HA010282-1	4.5mm	6.0mm	Cable 10mm ²

Signal Terminal



CRIMPING WIRE SCOPE: 18-24 AWG

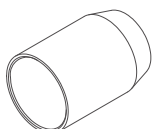
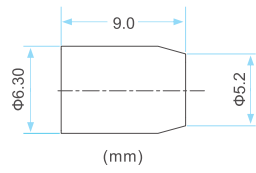
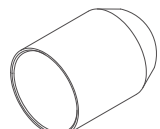
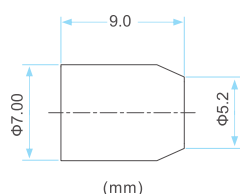

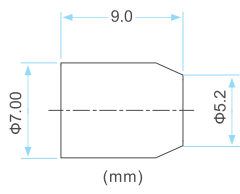


TERMINAL SHOWN

Part Number	Description
AC-HA010280-B	Loose 1000 pcs per bag
AC-HA010280-R	Chain 4000 pcs per reel


PowerLok™ 4.0 Shielding Ring

PowerLok™ 4.0 Shielding Ring: the choice of shielding rings highly depend on the cable size and the quantity is determined by the positions of connector selected. Shielding Ring components come with the standard items. No need to order separately.

<div style="display: flex; align-items: center;"> <div style="margin-right: 20px;">2.5mm²</div> <div style="margin-right: 20px;">  </div> <div>  </div> </div>		
Cable Size	Shielding Ring Part Number	Description
2.5mm ²	AC-CP000947	Applicable to 2.5mm ² cable shielding ring for all PowerLok 4.0 2POS/3POS/4POS connectors.
<div style="display: flex; align-items: center;"> <div style="margin-right: 20px;">4mm²</div> <div style="margin-right: 20px;">  </div> <div>  </div> </div>		
Cable Size	Shielding Ring Part Number	Description
4mm ²	AC-CP000948	Applicable to 4mm ² cable shielding ring for all PowerLok 4.0 2POS/3POS/4POS connectors.
<div style="display: flex; align-items: center;"> <div style="margin-right: 20px;">6mm²</div> <div style="margin-right: 20px;">  </div> <div>  </div> </div>		
Cable Size	Shielding Ring Part Number	Description
6mm ²	AC-CP000949	Applicable to 6mm ² cable shielding ring for all PowerLok 4.0 2POS/3POS/4POS connectors.

RADLOK™ CONNECTOR





Description

RADLOK™ is a 1000V low cost tool free power interconnect utilizing RADSOK® contact technology available with current ratings from 70A to 500A. RADLOK™ is designed for energy storage, battery, and device power interconnects. RADLOK's quick connect and single finger press to release lock function replaces tools and hardware associated with standard lug terminals in their assembly and maintenance. Mating pins and receptacles available for bus bar and panel mount configurations with lug, thread, or mating RADLOK™ pin terminations. Available in orange, red, and black as discrete connectors or as molded cable assemblies.

Key Features

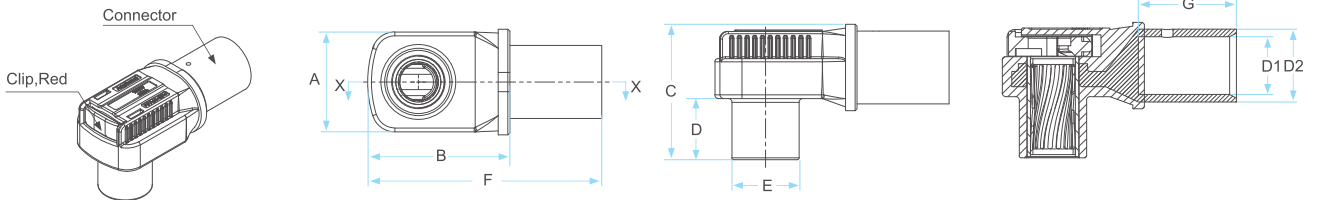
- ⦿ Mating Cycle: 100Min
- ⦿ Inflammability: UL94V-0
- ⦿ Current Rating: 70A-500A
- ⦿ Tool-Free Mechanical Locking
- ⦿ Operating Voltage: 1000VDC
- ⦿ RoHS compliant
- ⦿ Temperature Range: -40°C~+125°C
- ⦿ Available in black, red, orange(contact us for customized color)
- ⦿ Available in 3.6mm, 5.7mm, 8.0mm, 10.0mm, 12.0mm, 14.0mm pin size

RADLOK™ Plug



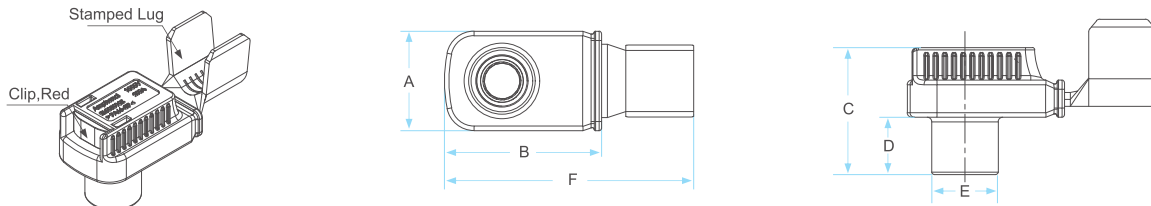
Plug

Tubular Version



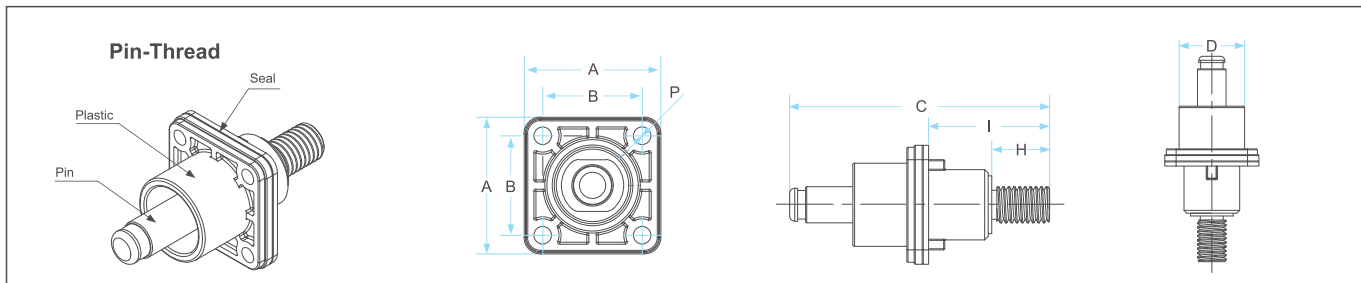
RADSOK® Size(mm)	Recommended Cable Size(mm ²)	Current(A)	Tubular Lug Version Dimensions(mm)								
			A	B	C	D	E	F	G	D1	D2
3.6	10	70	15.5	27.0	18.3	7.3	8.1	38.0	11.0	5.0	6.7
5.7	16	90	18.5	33.0	23.8	9.4	11.5	47.7	19.0	5.5	8.5
	25	120						47.7	19.0	7.2	9.5
8.0	35	150	21.7	39.6	27.7	11.8	14.6	56.0	22.0	9.2	11.5
	50	200						58.0	24.0	11.0	14.2
10.0	50	200	25.7	37.0	35.3	15.9	17.5	58.9	22.0	11.0	13.9
	70	250						60.9	24.0	12.0	15.5
12.0	95	300	33.0	44.5	37.2	15.0	20.0	60.9	25.5	15.0	19.0
	120	400						70.5	28.0	17.0	21.2
14.0	135	450	42.0	55.0	48.5	22.3	23.0	80.0	28.0	18.2	23.5
	150	500						28.0	19.0	24.0	

Stamped Version

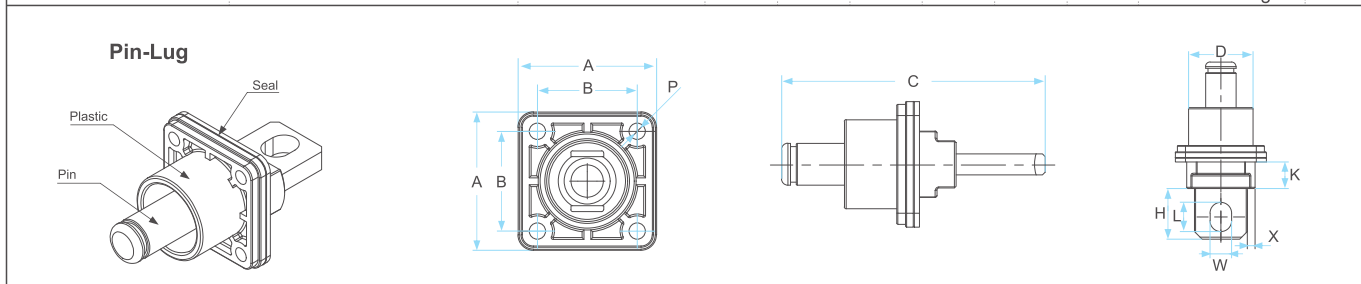


RADSOK® Size(mm)	Recommended Cable Size(mm ²)	Current(A)	Tubular Lug Version Dimensions(mm)					
			A	B	C	D	E	F
3.6	10	70	15.5	27.0	18.0	7.3	8.1	38.8
5.7	16	90	18.5	30.0	21.9	9.2	11.2	43.6
	25	120						
8.0	35	150	21.7	34.3	27.7	12.5	14.5	50.1
	50	200						54.4
10.0	50	200	25.7	35.7	33.8	16.6	17.0	62.0
	70	250						
12.0	95	300	28.5	44.5	33.8	15.0	20.0	70.3
	120	400						

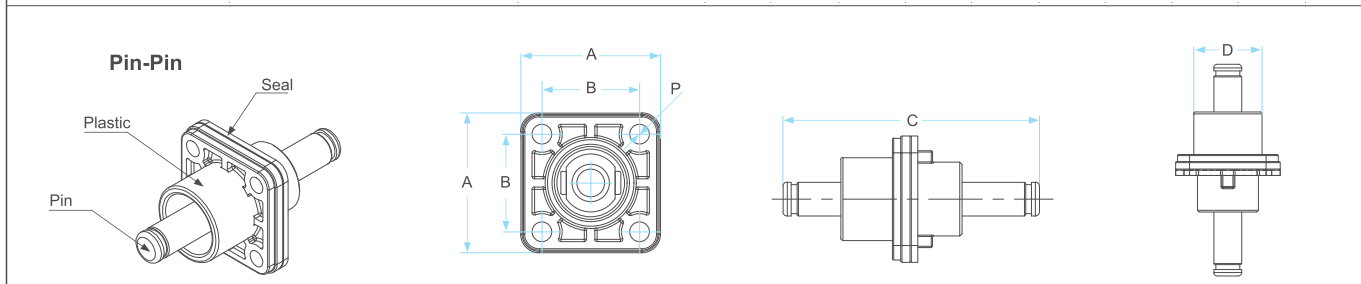
RADLOK™ Receptacle



Pin End	RADSOK® Size(mm)	Current(A)	Pin-Thread Dimensions(mm)							
			A	B	C	D	H	I	Thread	P
Pin-Thread	3.6	70	21.0	14.0	43.9	11.9	8	22.2	M4*0.7-6g	M3
	5.7	120	25.0	17.0	49.6	15.2	10	24.2	M6*1.0-6g	M4
	8.0	200	30.0	21.0	56.4	19.6	12	25.0	M8*1.25-6g	
	10.0	300	33.0	24.0	67.0	23.0	16	29.0	M10*1.5-6g	
	12.0	400	36.0	26.0	72.0	25.5	20	33.0	M12*1.75-6g	
	14.0	500	37.0	27.0	83.0	28.0	23	36.0	M12*1.75-6g	



Pin End	RADSOK® Size(mm)	Current(A)	Pin-Lug Dimensions(mm)									
			A	B	C	D	H	L	W	X	K	P
Pin-Lug	3.6	70	21.0	14.0	46.7	11.9	13.5	5.0	4.2	1.9	11.3	M3
	5.7	120	25.0	17.0	53.6	15.2	16.0	7.0	6.3	2.0	12.0	M4
	8.0	200	30.0	21.0	62.5	19.6	22.5	10.0	8.5	2.7	8.0	
	10.0	300	33.0	24.0	70.0	23.0	22.5	12.5	10.5	3.55	9.5	
	12.0	400	36.0	26.0	77.5	25.5	27.5	14.0	13.0	3.0	10.5	
	14.0	500	37.0	27.0	90.0	28.0	29.0	15.5	14.5	2.3	13.0	



Pin End	RADSOK® Size(mm)	Current(A)	Pin-Pin Dimensions(mm)				
			A	B	C	D	P
Pin-Pin	3.6	70	21.0	14.0	41.3	11.9	M3
	5.7	120	25.0	17.0	50.0	15.2	M4
	8.0	200	30.0	21.0	60.8	19.6	
	10.0	300	33.0	24.0	74.5	23.0	
	12.0	400	36.0	26.0	78.0	25.5	
	14.0	500	37.0	27.0	96.0	28.0	

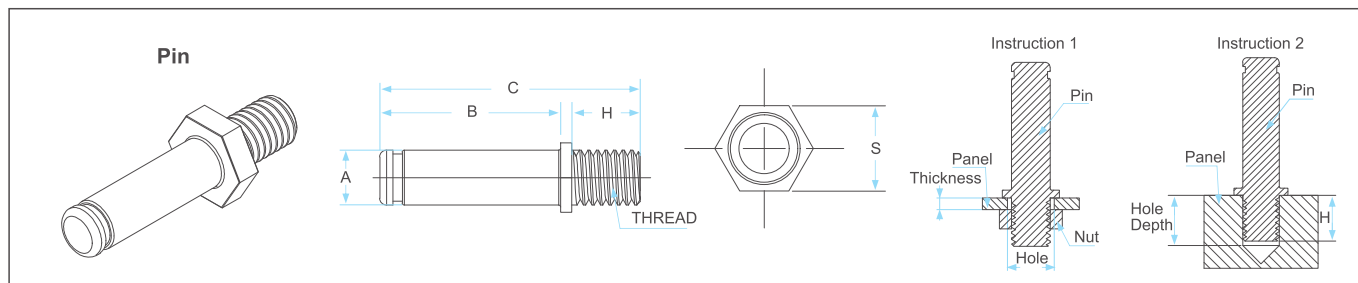
Ordering Information-RADLOK™ Plug

Product Type	Termination Type	RADSOCK® Size		Lug Type	Cable Size(mm) / Current		Connector Color	
		RL	0 080		1 - 35	BK		
RADLOK™	0	RADLOK™ Plug	036	3.6mm	1-Tubular 2-Stamped	10	70A	Blank: Orange BK: Black RE: Red
			057	5.7mm		16	90A	
			080	8.0mm		25	120A	
			100	10.0mm		35	150A	
			120	12.0mm		50	200A	
			140	14.0mm		50	200A	
				95	300A			
				120	400A			
				135	450A			
				150	500A			

Ordering Information-RADLOK™ Receptacle

Product Type	Termination Type	RADSOCK® Size		Pin End	Plating Type	Receptacle Type	Hole Type	Connector Color
		RL	9 120 - 20					
RADLOK™	9 RADLOK™ Receptacle	036	3.6mm	10: Thread 20: Lug 30: Pin	1: Silver	F1: Feed Thru Pin	H10: Oval Hole D10: Through Hole PM10: Though Hole with Clinch Nut	Blank: Black OR: Orange RE: Red
		057	5.7mm					
		080	8.0mm					
		100	10.0mm					
		120	12.0mm					
		140	14.0mm					

RADLOK™ Pin



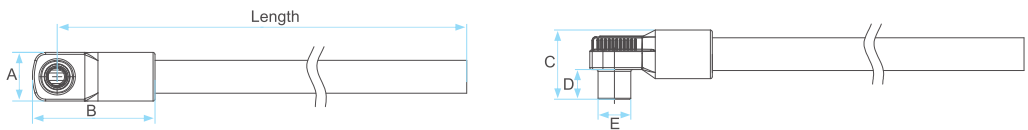
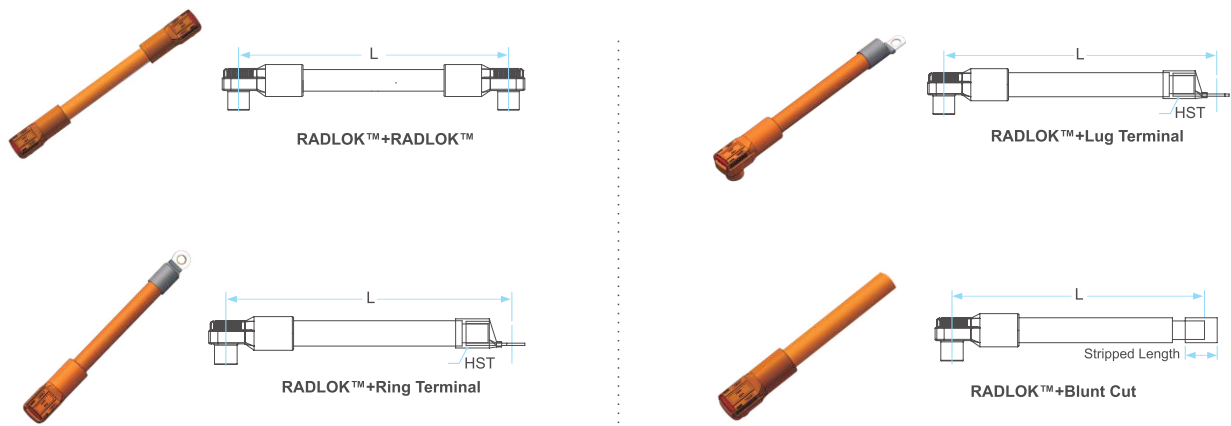
Pin End	RADSOK® Size(mm)	Current(A)	Pin Product Dimensions(mm)							
			A	B	C	H	S	Thickness	Thread	Torque Force
RADLOK™ Pin	3.6	70	3.6	17.5	28.0	8.0	7.0	1.0~2.5	M4*0.7-6g	2.5±0.2
	5.7	120	5.7	21.1	34.1	10.0	10.0	1.0~2.5	M6*1.0-6g	4.0±0.4
	8.0	200	8.0	26.4	42.4	12.0	13.0	1.0~3.5	M8*1.25-6g	7.5±0.5
	10.0	300	10.0	32.2	53.2	16.0	16.0	1.0~4.0	M10*1.5-6g	20.0±1.0
	12.0	400	12.0	32.6	58.6	20.0	18.0	1.0~4.5	M12*1.75-6g	24.0±1.0
	14.0	500	14.0	41.0	72.0	23.0	24.0	1.0~4.5	M12*1.75-6g	24.0±1.0

Ordering Information-RADLOK™ Pin

RL
9
036
-
101

Product Type	Termination Type	RADSOK® Size	Plating Type	
RADLOK™	9	RADLOK™ Pin	036	3.6mm
			057	5.7mm
			080	8.0mm
			100	10.0mm
			120	12.0mm
			140	14.0mm
			101: Silver	

RADLOK™ Cable Assembly



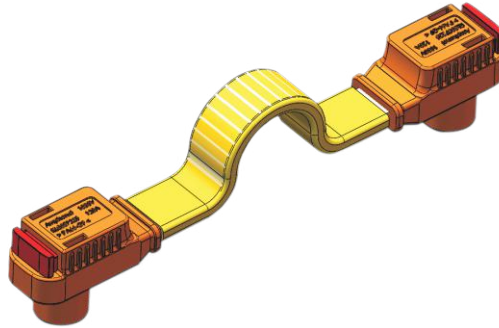
RADSOK® Size(mm)	Recommended Cbl Size(mm ²)	Current(A)	Cable Assembly Dimensions(mm)				
			A	B	C	D	E
3.6	10	70	15.5	36.0	18.3	7.3	Φ8.1
5.7	16	90	18.5	47.0	21.9	9.4	Φ11.2
	25	120					
8.0	35	150	21.6	55.3	27.0	11.8	Φ14.6
	50	200					
10.0	50	200	26.0	53.0	33.8	15.9	Φ17.5
	70	250		63.2	34.3		
	95	300		65.5	37.0		
12.0	120	400	28.5	76.0	37.3	15.0	Φ20.0
14.0	135	450	31.0	77.0	46.3	22.3	Φ23.0
	150	500					

Ordering Information-Cable Assembly

RL 1 080 - 50 - L200 - OR - M8

Product Type	Termination Type	RADSOK® Size	Cable Size (mm ²)	Current	Cable Length(mm)	Connector Color	Stud Size
RADLOK™	1 RADLOK™+RADLOK™	036	3.6mm	10	70A	Min:120	N/A
		057	5.7mm	16	90A	Min:140	M ⁽¹⁾ E ⁽²⁾
	4 RADLOK™+Lug Terminal	080	8.0mm	35	150A	Min:150	6 1/4
		50	200A	8 5/16			
	5 RADLOK™+Ring Terminal	50	200A	Min:170	10 3/8		
	70	250A	12 1/2				
	95	300A	N/A				
	6 RADLOK™+Blunt Cut	120	12.0mm	120	400A	Min:180	N/A
	7 RADLOK™+Striped	140	14.0mm	135	450A	Min:180	Stripped Length(mm)
				150	500A		

Please contact our regional sales for relevant product drawings.



Product Description

PowerFlex™ features a high flex, multi-layer laminated structure, specifically engineered for high-current power distribution applications. Integrated with Amphenol's RADSOK® connectors on both extremities, PowerFlex™ is the best solution for power connection in a limited space. PowerFlex™ can be customized to adapt different kinds of applications. Amphenol TPI is always open to propose the right solution for customers worldwide. In case of any inquiry, please contact our sales representatives in your region.

RADLOK™ Connector (Stamped Version)

Drawing	RADSOK® Size(mm)	RADLOK Size(mm ²)					Dimensions
		W	H	h	D	P	
	3.6	15.5	18.0	7.3	Φ8.10	27.0	Busbar material used is soft laminated copper busbar, customized according to customer requirement.
	5.7	18.5	21.9	9.2	Φ11.2	30.0	
	8.0	21.7	27.7	12.5	Φ14.5	34.3	
	10.0	25.7	33.3	16.1	Φ17.0	35.7	
	12.0	28.5	33.8	15.0	Φ20.0	44.5	
	14.0	31.0	42.5	22.3	Φ23.0	45.0	

HC SIGNAL CONNECTOR




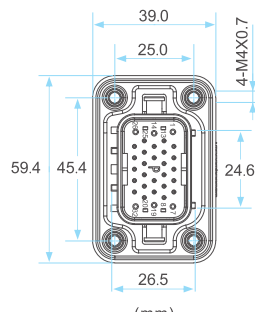
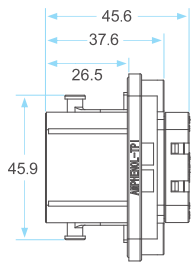
Amphenol HC Signal Series connectors are designed as a high-performance, cost-effective solution for the signal and power transmission for PDU in battery pack. The connector has integrated both signal and power transmission in one body.

Key Features	Technical Data	Typical Applications
<ul style="list-style-type: none"> ○ Colored Body and Enhanced Rib for Blind Mating ○ Up to IP68 Protection(mated) ○ Scalable Pin Count Per Specific Requirement⁽¹⁾ ○ Available with Key A, B and C Option ○ Available with CPA Option 	<ul style="list-style-type: none"> ○ Pin Count: 32pin ○ Current Rating: Power: 13A MAX Signal: 5A MAX ○ Cable Size: Power: 14~18 AWG Signal: 20~22AWG ○ Dielectric Withstanding Voltage: 3000VDC ○ Operating Temperature: -40°C - +125°C ○ IP Rating: IP6K9K、IP68(mated, subersion in 1M depth water with 48 hours.) ○ Mating Cycle: 100Min ○ Air leakage: 60KPa ○ Fire Classification: UL94-V0 	<ul style="list-style-type: none"> ○ Signal and Power Transmission for PDU

(1) Offer pin plug for unused pin seal


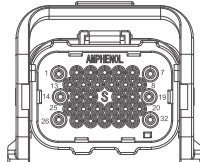
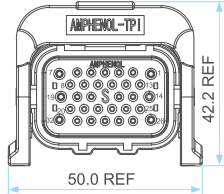
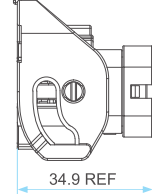
Dimensions

32POS Connector Receptacle


(mm)

32POS Connector Plug

(mm)

HC Signal Key Map



Ordering Information

Product Type		Connector Type		Polarization	Series	Installation Type	
HC	HC Signal	08	Receptacle Connector	A	P32	32POS	R
				B			
				C			

► Terminal & Cable & Seal Plug Options

Receptacle	Terminal Type	Terminal Part Number	Wire gauge	Wire OD range	Seal Type	Seal Part Number
HC08A-P32-R	16#(power)	HCTM215XX	16-18 AWG	2.24-3.00mm	16#(power)	AC-CP000383
HC08B-P32-R	20#(signal)	HCTM121XX	20-22 AWG	1.35-2.50mm	20#(signal)	AC-CP000382
HC08C-P32-R						

Product Type		Connector Type		Polarization	Series	CPA	
HC	HC Signal	18	Plug Connector	A	S32	32POS	Blank
				B			Without CPA
				C			2

► Terminal & Cable & Seal Plug Options

Plug	Terminal Type	Terminal Part Number	Wire gauge	Wire OD range	Seal Type	Seal Part Number
HC18A-S32	16#(power)	HCTF215XX	16-18 AWG	2.24-3.00mm	16#(power)	AC-CP000383
HC18B-S32	20#(signal)	HCTF121XX	20-22 AWG	1.35-2.50mm	20#(signal)	AC-CP000382
HC18C-S32						

(1)Terminal plating specification:
 XX=01 gold flash plate overall
 XX=04 Tin over nickel

HC Signal Terminal

Signal Terminal			
Part Number	Description	Plating specification	WIRE OD RANGE
HCTM12101	HC Contact 20#Pin AWG20~22	Gold flash plate overall	1.35~2.50mm
HCTM12104	HC Contact 20#Pin AWG20~22	Tin over nickel	

Signal Terminal			
Part Number	Description	Plating specification	WIRE OD RANGE
HCTF12101	HC Contact 20#Socket AWG20~22	Gold flash plate overall	1.35~2.50mm
HCTF12104	HC Contact 20#Socket AWG20~22	Tin over nickel	

Power Terminal			
Part Number	Description	Plating specification	WIRE OD RANGE
HCTM21501	HC Contact 16#Pin AWG16~18	Gold flash plate overall	2.24~3.00mm
HCTM21504	HC Contact 16#Pin AWG16~18	Tin over nickel	

Power Terminal			
Part Number	Description	Plating specification	WIRE OD RANGE
HCTF21501	HC Contact 16#Socket AWG16~18	Gold flash plate overall	2.24~3.00mm
HCTF21504	HC Contact 16#Socket AWG16~18	Tin over nickel	

⚠ The information contained in this data sheet is for reference only

Amphenol Technical Products International provides the above product specifications for the standard. Specifications are subject to change without notice. Contact your nearest Amphenol Corporation Sales Office for the latest specifications. All statements, information and data given herein are believed to be accurate and reliable but are presented without representation or warranty that any such use is free of patent infringement and are not recommendations to infringe any patent. Specifications are typical and may not apply to all connectors. Note that these specifications are derived from relevant global standards used in the automotive and industrial transportation markets, but they are not a substitute for system level design validation testing, which is the sole responsibility of the system designer and/or end user.

AMPHENOL

Asia Pacific

ChangZhou, China
Tel +86 519-8981 9713
Add No.11 Fengxiang Road, New District,
Changzhou, Jiangsu, China
P.C 213001

GuangZhou, China
Tel +86 20-3210-6099
Add 9th Floor, No.10, the 4th Street, Kehui
Jingu, Huangpu District, Guangzhou, China
P.C 510663

North America

Winnipeg, Canada
Tel +1 204 697 2222
Add 2110 Notre Dame Avenue

Nogales, Mexico
Tel +52(55) 5258 9984
Add 482 Mariposa Road Building A, 85621

Sales Manager(North America): Alexander Rothmeier
Tel (USA) +(1) 516-655-2787
Email arothmeier@tpil.com

Sales Manager: Sherlock Wan
Tel +86 15950460386
Email sherlock.wan@amphenol-gec.com

Product Manager: George Chen
Tel +86 13413169243
Email george.chen2@amphenol-gec.com

Email info@Amphenol-GEC.com

GEC/TPI

CHINA