



# X-Lok

Product Catalogue





- Spring loaded Push Lock Design
- Power AC/DC, Data, Signal, Hybrid
- Saving On-Site Installation Time & Costs
- Exponentially Increase Installation Outputs
- Eliminating Workmanship Errors

## Contents

<b>1</b>	<a href="#">Product Selection Guide</a>
<b>11</b>	<a href="#">Service Markets &amp; Applications</a>
<b>15</b>	<a href="#">Our Service</a>
<b>21</b>	<a href="#">Markets / Applications</a>
<b>23</b>	<a href="#">Product Range Overview</a>
<b>24</b>	<a href="#">Contact Configuration</a>
<b>26</b>	<a href="#">Mini A Size / LED</a>
<b>57</b>	<a href="#">Standard B Size</a>
<b>83</b>	<a href="#">Middle C Size</a>
<b>117</b>	<a href="#">Large D Size</a>
<b>199</b>	<a href="#">Macro E Size</a>
<b>204</b>	<a href="#">Cable List</a>
<b>207</b>	<a href="#">UL Style</a>
<b>213</b>	<a href="#">FAQ and Lexicon</a>



IP 68



UL 94-V0



RoHS  
Compliant



REACH  
Compliant



Audible  
Feedback



UV  
Resistant



UL 1977  
UL 2238 + 50e



Push  
Lock

# Product Selection Guide

## Circular (Ceres, X-Lok, M)

	Mating Style						Materials	No. of Contacts	Contacts		Operating Voltage (AC/DC)	Nominal Current	Applicable Wires (AWG)	Mating Cycles (Pin Contact)	High Speed		Salt Spray (Connector, Mated)
	2 Points Lock	3 Points Lock	Push Lock	Push Pull	Screw Thread	Others			Gold Plated	Silver Plated					Cat. 5e	Cat. 6A	
<b>Ceres Series</b>																	
Mini	•				•		B	2-6	•		250V	2A-5A	26-24	2,000			500h
Standard	•				•		B	2-12	•		250-600V	2A-10A 5A+2A 10A+5A	26-20	2,000			500h
Middle	•	•			•		P	2-18	•	•	250-600V	2A-20A 5A+2A 10A+2A 10A+5A	24-14	2,000			500h
Large	•				•		B	2-22	•	•	250-600V	2A-20A 20A+2A 20A+5A	26-16	2,000			500h
Macro	•						P	31	•		200V	5A	26	2,000			500h
PLD			•				P	2-4	•		250V	5A	26-20	2,000			500h
MAB	•						P	4	•		250V	10A	20	2,000			500h
GBD		•					P	8	•		250V	10A+5A	20-24	2,000			500h
<b>X-LOK Series</b>																	
Mini / LED			•				B	2-33	•		30-630V	0.5A-16A	32-14	1,000	•	•	1000h
Standard			•				P	2-8	•		300-600V	5A-10A 10A+5A	26-16	1,000			1000h
Middle			•				P	2-12	•	•	300-600V	5A-20A 10A+5A	26-12	1,000			1000h
Large			•				B	2-100	•	•	60V (0.5A) 300-600V	0.5A-20A 20A+5A 50A 50A+5A	32-6	1,000			1000h
Macro			•				P	4-31	•	•	300-600V	5A 50A+5A 80A+5A	22-2	1,000			1000h
<b>M Series</b>																	
M5					•		M	3-6	•		60V	1A	28-26	1,000			48h
Guided M8 / LED					•	Snap-in	B	2-6	•		30-60V	2A-4A 3A+1.5A	24-22	1,000			48h
M8 / LED					•	Snap-in	B	3-13	•		30-60V	0.5A-4A	32-22	1,000			48h
M10.5					•		M	2-5	•		30V	2A	24	1,000			48h
M12 A / LED			•	•			B	3-28	•		30-250V	0.5A-4A	30-22	1,000	•		48h
M12 B / LED			•	•			B	5	•		60V	4A	26-22	1,000			48h
M12 D / LED			•	•			B	4	•		250V	4A	26-22	1,000	•		48h
M12 I			•	•			B	5	•		60V	4A	22	1,000			48h
M12 K / LED			•	•			B	3-5	•		630V	12A, 16A	14	1,000			48h
M12 L / LED			•	•			B	2-5	•		63V	16A	14	1,000			48h
M12 M / LED			•	•			B	3-6	•		630V	8A	16	1,000			48h
M12 S / LED			•	•			B	3-4	•		630V	12A	16	1,000			48h
M12 T / LED			•	•			B	2-4	•		63V	12A	16	1,000			48h
M12 X			•	•			M	8	•		30-60V	0.5A	26	1,000		•	48h
M12 Y			•	•			B	8	•		60V	0.5A / 6A	20, 26	1,000			48h
M23			•	•			M	6	•		600V	28A	14-12	1,000			48h

Remarks:  
Materials: P (Plastic), M (Metal), B (Both)

# Product Selection Guide

	(R0) Receptacle						(FI) Field Installable						OC	UV Resistant	UL 94V-0	Vibration	EMI Option	ROHS 2.0 & REACH	Standard / Compliant	Certifications	Operating Temperature & IP Rating	
	Solder	Crimp	SMT	PCB 180	PCB 90	RW	RC	Solder	Crimp	Screw In	Push In	IDC										
<b>Ceres Series</b>																						
Mini	•			•			•						•			(2)	•	•				
Standard	•			•	•		•	•					•			(2)	•	•		UL1977	◦ <b>RO</b> : -40°C - 105°C, IP67 (Unmated)	
Middle	•			•			•	•					•			(2)	•	•		UL1977	◦ <b>RW</b> : -20°C - 85°C, IP67 (Unmated)	
Large	•			•			•	•	•				•			(2)	•	•		UL1977	◦ <b>OC</b> : -20°C - 85°C, IP67 (Mated)	
Macro	•			•									•			(2)	•	•		UL1977	◦ <b>FI</b> : -40°C - 105°C, IP67 (Mated)	
PLD	•							•					•			(2)	•	•				
MAB													•			(2)	•	•				
GBD													•			(2)	•	•				
<b>X-LOK Series</b>																						
Mini / LED	•			•	•			•	•	•	•		•			(2)	•	•				
Standard	•			•				•	•	•	•		•			(2)	•	•				
Middle	•			•				•	•	•	•		•			(2)	•	•		CSA, UL1977, UL2238, UL50e	◦ <b>RO &amp; RW</b> : -40°C - 105°C, IP68 (Unmated)	
Large	•			•				•	•	•	•		•			(2)	•	•				◦ <b>OC &amp; FI</b> : -40°C ~ 105°C, IP68 (Mated)
Macro	•	•		•					•	•			•			(2)	•	•				
<b>M Series</b>																						
M5	•			•	•	•							•			(1)		•	IEC 61076-2-105			
Guided M8 / LED	•			•	•	•		•	•	•		•	•			(1)	•	•				
M8 / LED	•			•	•	•		•	•	•		•	•			(1)	•	•	IEC 61076-2-104	UL1977, UL2238		
M10.5	•					•							•	94-HB		(1)		•				
M12 A / LED	•			•	•	•		•	•	•	•	•	•			(1)	•	•	IEC 61076-2-101	UL1977, UL2238, UL1863	◦ <b>RO</b> : -40°C ~ 105°C, IP67 (Mated / Unmated), IP68 (Unmated), IP69K (Mated)	
M12 B / LED	•			•	•	•		•	•	•	•	•	•			(1)	•	•	IEC 61076-2-101	UL1977, UL2238		
M12 D / LED	•			•	•	•		•	•	•	•	•	•			(1)	•	•	IEC 61076-2-101	UL1977, UL2238, UL1863	◦ <b>RW</b> : -20°C ~ 85°C, IP67 (Mated / Unmated), IP68 (Unmated), IP69K (Mated)	
M12 I	•			•				•					•	94-HB		(1)		•				
M12 K / LED	•			•	•	•		•	•	•		•	•			(1)	•	•	IEC 61076-2-111	UL1977, UL2237		
M12 L / LED	•			•	•	•		•	•	•		•	•			(1)	•	•	IEC 61076-2-111	UL1977, UL2238	◦ <b>OC</b> : -20°C ~ 85°C, IP67 / IP68 (Mated)	
M12 M / LED	•			•	•	•		•	•	•		•	•			(1)	•	•	IEC 61076-2-111			
M12 S / LED	•			•	•	•		•	•	•		•	•			(1)	•	•	IEC 61076-2-111	UL1977, UL2237	◦ <b>FI</b> : -40°C ~ 105°C, IP67 / IP68 (Mated)	
M12 T / LED	•			•	•	•		•	•	•		•	•			(1)	•	•	IEC 61076-2-111	UL1977, UL2238		
M12 X				•	•	•		•	•			•	•			(1)	•	•	IEC 61076-2-109	UL1863		
M12 Y				•	•	•		•				•	•			(1)	•	•	IEC 61076-2-109	UL1863		
M23		•						•				•	•			(1)	•	•				

Remarks:  
**Assemble Style:** **RO** (Receptacle), **RW** (Receptacle With Wires), **RC** (Receptacle With Overmolded Cable), **OC** (Overmolded With Cables), **FI** (Field Installable)  
**Vibration:** (1) 10-500 Hz @Amplitude 0.35mm; (2) 10-55Hz @Amplitude 1.52mm  
**Operation Temperature & IP Rating:** **RO** (Receptacle), **RW** (Receptacle With Wires), **OC** (Overmolded With Cables), **FI** (Field Installable)

# Product Selection Guide

## Circular (FLOS, Power, RBL)

	Mating Style						Materials	No. of Contacts	Contacts		Operating Voltage (AC/DC)	Nominal Current	Applicable Wires (AWG)	Mating Cycles (Pin Contact)	Salt Spray (Connector, Mated)	(R0) Receptacle		
	2 Points Lock	3 Points Lock	Push Lock	Push Pull	Screw Thread	Others			Gold Plated	Silver Plated						Solder	Crimp	Screw In
<b>FLOS Series</b>																		
B				•			M	2-32	•		160-700V	1.5A-25A	28-16	5,000	144h	•		
K				•			M	2-32	•		160-700V	1.5A-25A	28-16	5,000	144h	•		
K (FLOS+)				•			M	2-32	•		160-700V	1.5A-25A	28-16	5,000	1000h	•		
C				•			M	2-19	•		160-700V	1.5A-20A	28-16	3,000	144h	•		
S				•			M	1	•		260-1000V	15A	28-16	3,000	144h	•		
Y				•		Break Away	M	2-26	•		260-1000V	5A-14A	28-16	5,000	96h	•		
P				•			P	2-14	•		200-400V	2A-10A	28-16	2,000		•		
N				•			M	2-19	•		200-800V	5A-22A	28-16	3,000	144h	•		
<b>Power Series</b>																		
PWE					•		P	5-7	•		277V	8A	20-17	500	500h	•		
PWF					•		P	2-4	•		277V	12A	18-15	500	500h	•		
PWG					•		P	4	•		277V	16A	18-14	500	500h			•
PWC	•	•					P	3	•		277V	20A	14-12	500	500h	•		
PWCU	•	•					P	4 & 12	•		277V	20A+2A	14-12, 24-22	500	500h	•		
PWH		•			•		P	3, 5	•		660V (AC) 1000V (DC)	25A	12	500	500h		•	•
PWL		•					P	3	•		300V	30A	14-8	500	500h			•
PWM		•					P	2	•		600V	50A	9-8	500	720h	•		
PWMU		•					P	2+2, 2+4	•		600V	50A+2A	9-8, 22-20	500	720h	•		
PWN		•					P	2	•		600V	70A	8-6	500	720h	•		
PWNU		•					P	2+2, 2+4	•		600V	70A + 2A	8-6, 22-20	500	720h	•		
PWPP		•					P	2 & 3	•		600V	80A	4	500	720h		•	
PWPD		•					P	2+2, 2+4, 3+2, 3+4	•		600V	80A+5A	4, 20	500	720h		•	
PWX		•					P	9 (30A) 14 (30A+5A) 5 (50A) 12 (50A+5A) 4 (80A) 7 (80A+5A)	•		300-600V	30A, 30A+5A 50A, 50A+5A 80A, 80A+5A	22-20, 14-8, 9-8, 4	500	720h		•	
<b>RBL Series</b>																		
Middle			With Latch				P	2-9	•		300V	5A-10A 10A+5A	20-16	250	48h			
Large			With Latch				P	2-18	•		300V	5A-20A 20A+5A	24-12	250	48h			

Remarks:  
Materials: P (Plastic), M (Metal)  
Assemble Style: R0 (Receptacle)

# Product Selection Guide

	(R0) Receptacle		RW	(FI) Field Installable			OC	UV Resistant	UL 94V-0	Vibration	EMI Option	ROHS 2.0 & REACH	Certifications	IP Rating	Operating Temperature	
	PCB 180	PCB 90		Solder	Crimp	Screw In										
<b>FLOS Series</b>																
B	•	•		•	•			•	(2)	•	•		IP50 (Mated)	<ul style="list-style-type: none"> <li>◦ <b>RO</b>: -40°C - 125°C</li> <li>◦ <b>OC</b>: -20°C - 85°C</li> <li>◦ <b>FI</b>: -40°C - 125°C</li> </ul>		
K	•	•		•	•			•	(2)	•	•		IP68 (Mated)			
K (FLOS+)	•	•		•	•			•	(2)	•	•		<b>RO</b> : IP68 (Unmated) <b>OC</b> : IP68 (Mated) <b>FI</b> : IP68 (Mated)			
C	•	•		•	•			•	(2)	•	•		IP68 (Mated)			
S	•	•		•	•			•	(2)	•	•		IP50 (Mated)			
Y	•	•		•	•			•	(2)	•	•		IP68 (Mated)			
P	•	•		•	•		•	•	(2)	•	•		IP50 / IP66 (Mated)			
N	•	•		•	•			•	(2)	•	•		IP68 (Mated)			
<b>Power Series</b>																
PWE				•				94-HB	(2)		•	UL1977	IP67 / IP68	<ul style="list-style-type: none"> <li>◦ <b>RO</b>: -40°C - 105°C</li> <li>◦ <b>OC</b>: -20°C ~ 80°C</li> <li>◦ <b>FI</b>: -40°C ~ 105°C</li> </ul>		
PWF				•				94-HB	(2)		•	UL1977, TUV	IP67 / IP68			
PWG						•		•	(2)		•	UL1977	IP67 / IP68			
PWC				•		•	•	•	(2)		•	UL1977, TUV/UL2238	IP67 / IP68			
PWCU				•			•	•	(2)		•	UL1977, TUV	IP67 / IP68			
PWH					•	•	•	•	(2)		•	UL1977, UL6703A, TUV	IP67 / IP68			
PWL				•		•	•	•	(2)		•	UL2238/UL1977	IP67 / IP68			
PWM						•	•	•	(2)		•	UL1977	IP67 (Mated)			
PWMIU						•	•	•	(2)		•	UL1977	IP67 (Mated)			
PWNI						•	•	•	(2)		•	UL1977	IP67 (Mated)			
PWNU						•	•	•	(2)		•	UL1977	IP67 (Mated)			
PWP					•		•	•	(2)		•	UL1977	IP67 (Mated)			
PWPD					•		•	•	(2)		•	UL1977	IP67 (Mated)			
PWX					•		•	•			•	UL1977	IP69K (Mated)			
<b>RBL Series</b>																
Middle			•		•		•	•	(2)		•	UL1977	<b>RW</b> : IP68 (Unmated) <b>OC</b> : IP68 (Mated) <b>FI</b> : IP67 (Mated)		<ul style="list-style-type: none"> <li>◦ <b>RW</b>: -40°C ~ 105°C</li> <li>◦ <b>OC</b>: -20°C ~ 80°C</li> <li>◦ <b>Data</b>: -20°C ~ 80°C</li> <li>◦ <b>Power</b>: -20°C ~ 105°C</li> <li>◦ <b>Hybrid</b>: -40°C ~ 105°C</li> <li>◦ <b>FI</b>: -40°C ~ 105°C</li> </ul>	
Large			•		•		•	•	(2)		•					

Remarks:  
**Assemble Style**: **RO** (Receptacle), **RW** (Receptacle With Wires), **OC** (Overmolded With Cables), **FI** (Field Installable)  
**Vibration**: **(2)** 10-55Hz @Amplitude 1.52mm  
**Operation Temperature & IP Rating**: **RO** (Receptacle), **RW** (Receptacle With Wires), **OC** (Overmolded With Cables), **FI** (Field Installable)

# Product Selection Guide

## Circular (HS-Lok, NMEA 2000, Mini, Heavy Duty Shielded)

	Mating Style		Materials	No. of Contacts	Contacts Gold Plated	Operating Voltage (AC/DC)	Nominal Current	Applicable Wires (AWG)	Mating Cycles (Pin Contact)	Salt Spray (Connector, Mated)	(R0) Receptacle			RW
	Push Pull	Screw Thread									Solder	PCB 180	PCB 90	
<b>HS-Lok Series</b>														
Q8	•		B	2-6	•	100V (DC), 300V, 300V (AC) + 100V (DC)	2A 5A 5A+2A	24-20	2,000	500h	•			
<b>NMEA 2000</b>														
Lite (Micro)	•	•	B	5	•	60V	4A	16*1P+20*1P 18*1P+22*1P 22*1P+24*1P	Push Pull 500, Screw Thread 1,000	Metal: 48h Plastic: 1,000h	•	•	•	•
Heavy (Mini)		•	M	4-5	•	600V	8A	15*1P+18*1P 16*1P+18*1P	1,000		•	•		
<b>7/8" Mini</b>														
7/8" Mini		•	M	2, 2+PE, 4, 4+PE, 6	•	600V	8A-13A	16	1,000	48h	•	•		•
<b>Heavy Duty Shielded</b>														
Heavy Duty Shielded		*	M	2-14	•	50-300V	5A-40A	22-8	1,000	48h / 500h	•			

Remarks:

Materials: M (Metal), B (Both)

Assemble Style: R0 (Receptacle), RW (Receptacle With Wires)

# Product Selection Guide

	(FI) Field Installable				OC	UV Resistant	UL 94V-0	Vibration	EMI Option	ROHS 2.0 & REACH	Certifications	IP Rating	Operating Temperature
	Solder	Crimp	Screw In	Push In									
<b>HS-Lok Series</b>													
Q8	•				•	•		(2)		•	UL2238, UL50e	<b>RO:</b> IP68 (Unmated) <b>OC:</b> IP68 (Mated) <b>FI:</b> IP68 (Mated)	◦ <b>RO:</b> -40°C - 105°C ◦ <b>OC:</b> -40°C - 105°C ◦ <b>FI:</b> -40°C - 105°C
<b>NMEA 2000</b>													
Lite (Micro)			•	•	•			(1)	•	•	NMEA 2000	<b>RO:</b> IP68 (Unmated) <b>RW:</b> IP68 (Unmated) <b>OC:</b> IP68 (Mated) <b>FI:</b> IP67 (Mated)	◦ <b>RO:</b> -40°C - 105°C ◦ <b>RW:</b> -20°C - 85°C ◦ <b>OC:</b> -20°C - 85°C ◦ <b>FI:</b> -40°C - 105°C
Heavy (Mini)			•	•	•		94-HB	(1)	•	•	NMEA 2000		
<b>7/8" Mini</b>													
7/8" Mini	•	•	•		•			(1)		•		<b>RO:</b> IP68 (Unmated) <b>RW:</b> IP68 (Unmated) <b>OC:</b> IP68 (Mated) <b>FI:</b> IP67 (Mated)	◦ <b>RO:</b> -40°C - 105°C ◦ <b>OC:</b> -40°C - 105°C ◦ <b>FI:</b> -40°C - 105°C
<b>Heavy Duty Shielded</b>													
Heavy Duty Shielded	•				•	•	94-HB	(1)	•	•		<b>RO:</b> IP68 (Unmated) <b>OC:</b> IP68 (Mated) <b>FI:</b> IP68 (Mated)	◦ <b>RO:</b> -40°C - 105°C ◦ <b>RW:</b> -20°C - 85°C ◦ <b>OC:</b> -20°C - 85°C ◦ <b>FI:</b> -40°C - 105°C

Remarks:

Assemble Style: **OC** (Overmolded With Cables), **FI** (Field Installable)

Vibration: **(1)** 10-500 Hz @Amplitude 0.35mm; **(2)** 10-55Hz @Amplitude 1.52mm

Operation Temperature & IP Rating: **RO** (Receptacle), **RW** (Receptacle With Wires), **OC** (Overmolded With Cables), **FI** (Field Installable)

# Product Selection Guide

## Other IO (RJ45, USB, D-Sub, SSL, HDMI, DVI)

	Mating Style					Materials	No. of Contacts	Gold Plated	Operating Voltage (AC/DC)	Nominal Current	Applicable Wires (AWG)	Mating Cycles (Pin Contact)	High Speed		
	2 Points Lock	3 Points Lock	Push Lock	Screw Thread	Others								Cat. 5e	Cat. 6A	USB 2.0
<b>RJ45 Series</b>															
Middle		•		•		B	8		44-57V (DC)	Max. 1.5A	Cat. 6A: 26 / Cat. 5e: 24	750	•	•	
Large / I-Adaptor	•	•		•		P	8		44-57V (DC)	Max. 1.5A	24	750	•		
ODVA	•					B	8		44-57V (DC)	Max. 1.5A	Cat. 6A: 26 / Cat. 5e: 24	750	•	•	
Self-Closing Cover						P	8		44-57V (DC)	Max. 1.5A		750	•	•	
<b>USB Series</b>															
Mini USB Type B				•		P		•	30V	1.5A	28*1P + 28*3C	5,000		•	
Type A	•			•		B		•	30V	USB 2.0: 1.5A USB 3.2 Gen1: 1A	28*1P + 24*2C	1,500		•	
Type B	•			•		B		•	30V	USB 2.0: 1.5A	28*1P + 24*2C	1,500		•	
Micro USB Swift						M		•	30V (AC) 5V (DC)	1 & 5 Pin: 1.8A 2, 3 & 4 Pin: 1A		10,000		•	
Micro USB Swift-MU					Snap-in	P		•	30V (AC) 5V (DC)	1 & 5 Pin: 1.8A 2, 3 & 4 Pin: 1A	28	10,000		•	
Type C Swift-LP						M		•	30V (DC)	Up To 5A	32*1P + 24*1C + 28*1D	10,000			
Type C Swift-LA					Snap-in	P		•	30V (DC)	Up To 3A	32*1P + 24*1C + 28*1D	10,000		•	
Type C Swift-GG				•		B		•	30V (DC)	Up To 5A	32*1P + 24*1C + 28*1D	10,000			
Type C Swift-XL				•		P		•	30V (DC)	Up To 3A	32*1P + 24*1C + 28*1D	10,000			
<b>D-SUB Series</b>															
Standard				•	Automated Latch	M	9, 15, 25, 37, 50*	•	125V (DC)	5A	24	500			
High Density				•	Automated Latch	M	15, 26, 44, 62*, 78*	•	125V (DC)	2A	26	500			
<b>SSL Series</b>															
SSL1.1				•		P	2-6	•	100V	3A	22	100			
SSL1.2				•		P	2-4	•	Wire: 250V Flat Cable: 300V	5A	22-18	Wire: 30 Flat Cable: 100			
<b>HDMI Series</b>															
Circular				•		P	19	•	30V (AC)	0.5A	26	500			
Rectangular				•	With Latch	P	19	•	30V (AC)	0.5A	26	500			
Mini-HDMI				•		P	19	•	30V (AC)	0.5A	30	500			
<b>DVI Series</b>															
DDD						M	25	•	40V (AC)	1.5A	28	100			
DDS						M	19	•	40V (AC)	1.5A	28	100			
DID						M	29	•	40V (AC)	1.5A	28	100			
DIS						M	23	•	40V (AC)	1.5A	28	100			

Remarks:  
Materials: P (Plastic), M (Metal), B (Both)

# Product Selection Guide

	High Speed USB 3.2 Gen1	USB 3.2 Gen2	Salt Spray (Connector, Mated)	RO	RW	RP	OC	FI	UV Resistant	UL 94V-0	Vibration	EMI Option	ROHS 2.0 & REACH	Standard / Compliant / Certifications	Operating Temperature & IP Rating
<b>RJ45 Series</b>															
Middle			48h	PCB 90 & 180, Jack 90 & 180		•	•	•	•	•	(2)	•	•	TIA/EIA-568, IEC 60603-7	◦ <b>RO</b> : -40°C - 105°C, IP67 (Unmated & Mated)
Large / I-Adaptor			48h	PCB180, Jack 90 & 180		•	•	•	•	•	(2)	•	•	TIA/EIA-568, IEC 60603-7	◦ <b>RP</b> : -20°C - 85°C, IP67 (Unmated & Mated)
ODVA			48h	Jack 180		•	•	•	•	•	(2)	•	•	TIA/EIA-568, IEC 60603-7	◦ <b>OC</b> : -20°C - 85°C, IP67 (Mated) ◦ <b>FI</b> : -40°C - 105°C, IP67 (Mated)
Self-Closing Cover			48h	•					•	•	(2)	•	•	TIA/EIA-568, IEC 60603-7	-40°C - 105°C, IP67 (Unmated)
<b>USB Series</b>															
Mini USB Type B			48h	•	•	•	•	•		94V-HB	(2)	•	•		◦ <b>RO</b> : -40°C - 105°C, IP67 (Unmated)
Type A	•		48h	Type 1 & 2, Jack, PCB 180	•	•	•	Solder		•	(2)	•	•		◦ <b>RW</b> : -20°C - 85°C, IP67 (Unmated) ◦ <b>OC</b> : -20°C - 85°C, IP67P (Mated)
Type B	•		48h	Type 1 & 2, Jack, PCB 180	•	•	•	Solder		•	(2)	•	•		◦ <b>FI</b> : -40°C - 105°C, IP67 (Mated)
Micro USB Swift			48h	•						•	(2)	•	•		-30°C - 80°C, IP67/IP68 (Unmated)
Micro USB Swift-MU			48h	•			•			•	(2)	•	•		-40°C - 80°C, IP67 (Mated)
Type C Swift-LP		•	48h	•						•	(2)	•	•		-40°C - 85°C, IP67 (Unmated)
Type C Swift-LA	•		48h	•			•			•	(2)	•	•		◦ <b>RO</b> : -40°C - 85°C, IP68 (Unmated) ◦ <b>OC</b> : -20°C - 85°C, IP67 (Mated)
Type C Swift-GG	•	•	48h	•			•			•	(2)	•	•		◦ <b>RO</b> : -40°C - 85°C, IP67 (Unmated) ◦ <b>OC</b> : -20°C - 85°C, IP67 (Mated)
Type C Swift-XL	•		48h	•			•			•	(2)	•	•		◦ <b>OC</b> : -20°C - 85°C, IP68 (Mated)
<b>D-SUB Series</b>															
Standard			8h	Solder, PCB 90& 180			•	Solder, Crimp			(2)	•	•		◦ <b>RO</b> : -40°C - 105°C, IP68 (Unmated) ◦ <b>OC</b> : -20°C - 85°C, IP67P (Mated)
High Density			8h	Solder, PCB 90& 180			•	Solder, Crimp			(2)	•	•		◦ <b>FI</b> : -40°C - 105°C, IP67 (Mated)
<b>SSL Series</b>															
SSL1.1				•			•			•	(2)		•	CSA C22.2, UL1977	-40°C - 105°C, Non-IP
SSL1.2				•			•	•	•	•	(2)		•	CSA C22.2, UL1977, cUL UL2238+UL50e	-40°C - 105°C, IP68 (Mated)
<b>HDMI Series</b>															
Circular			48h	•			•			94V-HB	(2)	•	•		
Rectangular			48h	•			•			94V-1	(2)	•	•		◦ <b>RO</b> : -20°C - 85°C, IP67 (Unmated)
Mini-HDMI			48h	•			•			•	(2)	•	•		◦ <b>OC</b> : -20°C - 85°C, IP67P (Mated)
<b>DVI Series</b>															
DDD			8h	•			•				(2)		•		
DDS			8h	•			•				(2)		•		◦ <b>RO</b> : -40°C - 105°C, IP68 (Unmated)
DID			8h	•			•				(2)		•		◦ <b>OC</b> : -20°C - 85°C, IP67P (Mated)
DIS			8h	•			•				(2)		•		

Remarks:  
**Assemble Style:** **RO** (Receptacle), **RW** (Receptacle With Wires), **RP** (Receptacle With Pigtail), **OC** (Overmolded With Cables), **FI** (Field Installable)  
**Vibration:** (2) 10-55Hz @Amplitude 1.52mm  
**Operation Temperature & IP Rating:** **RO** (Receptacle), **RW** (Receptacle With Wires), **RP** (Receptacle With Pigtail), **OC** (Overmolded With Cables), **FI** (Field Installable)

# Product Selection Guide

## Other IO (Fiber, RF)

	Mating Style		Materials	No. of Contacts	Gold Plated	Operating Voltage (AC/DC)	Applicable Wires (AWG)	Mating Cycles (Pin Contact)	Salt Spray (Connector, Mated)	RO
	3 Points Lock	Screw Thread								
<b>Fiber Optic Series</b>										
LC	•								48h	•
SC	•								48h	•
<b>RF Series</b>										
SMA Type		•	M	1	•	335 Volts RMS At Sea Level	1.13mm, 1.32mm, 1.37mm, RG178	500	48h	•
N Type		•	M	1	•	1,000 Volts RMS At Sea Level	1.13mm, 1.32mm, 1.37mm, RG142, RG178, G58 A/U	500	48h	•

## Other (ZConnect, Cable Joiner, Cable Gland, Pressure Relief Vent, LED)

	Mating Style			Materials	No. of Contacts	Contacts				Operating Voltage (AC/DC)	Nominal Current	Applicable Wires (AWG)	Salt Spray (Connector, Mated)
	Push Lock With Latch	Screw Thread	Others			Gold Plated	Nickel Plated	Thermo plastic	SUS316L				
<b>ZConnect Series</b>													
FPC / FFC / WTB			Quick Plug	B	46, 36, 20, 18, 12	•				120V	1A		48h
<b>Cable Joiner Series</b>													
M20		•		P	None, 4	•					10A	22-16	
M32	•			P	None, 4	•					15A-30A	16-10	
FICXI Tube (11)		•		P	2-5		•			450V (Non-UL) 600V (UL)	16A-30A	20-12	
FICXI Tube (12)		•		P	2-5		•			450V (Non-UL) 600V (UL)	8A-20A	18-12	
FICXI Tube (13)		•		P	2-5		•			450V (Non-UL) 600V (UL)	8A-20A	18-12	
FICXT Tube (T2)		•		P	2-5		•			450V (Non-UL) 600V (UL)	10A-20A	20-12	
<b>Cable Gland Series</b>													
Cable Gland		•		B									
<b>Pressure Relief Vent</b>													
M6 Plastic		•		P				•					1,000h
M12 Snap-in		•		P				•					1,000h
M12 Stainless		•		M					•				1,000h
M12 Plastic		•		P				•					1,000h
M12 Metal		•		M			•						48h
<b>LED Light Guide</b>													
Ø3mm				B				•		4V			
Ø5mm				M				•		4V			

Remarks:  
Materials: P (Plastic), M (Metal), B (Both)  
Assemble Style: RO (Receptacle)

# Product Selection Guide

	FI	UV Resistant	UL 94V-0	EMI Option	ROHS 2.0 & REACH	Standard / Compliant / Certifications	Operating Temperature & IP Rating
<b>Fiber Optic Series</b>							
LC	•	•	•		•		-40°C - 105°C, IP67 (Mated)
SC	•	•	•		•		-40°C - 105°C, IP67 (Mated)
<b>RF Series</b>							
SMA Type				•	•	MIL-C-39012	-40°C - 105°C, IP68 (Unmated)
N Type				•	•	MIL-C-39012	-40°C - 105°C, IP68 (Unmated)

	Receptacle	Field Installable	UV Resistant	UL 94V-0	Vibration	ROHS 2.0 & REACH	Certifications	IP Rating	Operating Temperature
<b>ZConnect Series</b>									
FPC / FFC / WTB				•		•			-40°C - 110°C, Non-IP
<b>Cable Joiner Series</b>									
M20		•	•	94V-2		•		IP67	-40°C - 105°C
M32		•	•	•		•	UL6703A	IP67	-40°C - 105°C
FICX I Tube (11)		•	•	•		•	CSA, UL2238	IP68 (Mated)	-40°C - 105°C
FICX I Tube (12)		•	•	•		•	CSA, UL2238	IP68 (Mated)	-40°C - 105°C
FICX XI Tube (13)		•	•	•		•	CSA, UL2238	IP68 (Mated)	-40°C - 105°C
FICX T Tube (T2)		•	•	•		•	CSA, UL2238	IP68 (Mated)	-40°C - 105°C
<b>Cable Gland Series</b>									
Cable Gland	•	•		94V-0 94V-2	(2)	•		IP67 (Mated) IP68 (Mated)	• <b>RO</b> : -20°C - 105°C • <b>FI</b> : -20°C - 105°C
<b>Pressure Relief Vent</b>									
M6 Plastic	•		•	•		•		IP66, IP68	-40°C - 125°C
M12 Snap-in	•		•	•		•		IP68, IP69K	-40°C - 125°C
M12 Stainless	•		•	•		•		IP68, IP69K	-40°C - 125°C
M12 Plastic	•		•	•		•		IP68, IP69K	-40°C - 125°C
M12 Metal	•		•	•		•		IP68, IP69K	-40°C - 125°C
<b>LED Light Guide</b>									
Ø3mm	•							IP67	• <b>Red &amp; Green</b> : -30°C - 80°C • <b>Others</b> : -40°C - 80°C
Ø5mm	•							IP67	• <b>Red &amp; Green</b> : -30°C - 80°C • <b>Others</b> : -40°C - 80°C

**Remarks:**

**Assemble Style:** FI (Field Installable)

**Vibration:** (2) 10-55Hz @Amplitude 1.52mm

**Operation Temperature & IP Rating:** RO (Receptacle), FI (Field Installable)

# Served Markets & Applications

Applications	Ceres	X-Lok	M series	FLOS & FLOS+	Power	RBL	HS-Lok	NMEA 2000	7/8" Mini	Heavy Duty Shielded	RJ45	USB	SSL	HDMI	DVI	Fiber Optics	Zconnect	RF	Cable Joiner	Cable Gland	Vent	LED Light Guide	D-Sub
<b>LED Lighting</b>																							
Architectural Lighting	•	•	•		•	•	•		•		•	•					•		•	•	•		
Outdoor LED Displays	•	•	•	•	•	•			•		•	•					•		•	•	•		
Outdoor Signage	•	•			•	•			•		•	•					•		•	•	•		
Entertainment Lighting & Systems	•	•			•	•	•		•		•	•					•		•	•	•		
Smart City, Street Lighting	•	•			•	•			•		•	•					•		•	•	•		
Tunnel Lighting	•	•	•		•	•			•		•	•					•		•	•	•		
Parking Lighting	•	•			•	•	•		•		•	•					•		•	•	•		
Cruise & Shipyards Lighting	•	•	•		•	•		•	•		•	•					•		•	•	•		
High Speed Train & EV Bus	•	•			•	•	•		•	•	•	•					•		•	•	•		
Commercial Lighting	•	•			•	•	•		•		•	•					•		•	•	•		
Refrigeration Lighting	•	•			•	•	•		•		•	•					•		•	•	•		
Horticulture Lighting	•	•	•		•	•			•		•	•					•		•	•	•		
Warehouse Lighting	•	•			•	•			•		•	•					•		•	•	•		
Emergency Lighting	•	•	•		•	•	•		•		•	•					•		•	•	•		
UV and Sanitary Lighting	•	•	•		•	•	•		•		•	•					•		•	•	•		
Li-Fi	•	•			•	•	•		•		•	•					•	•	•	•	•		
Hospital Surgical Lighting & Room	•	•	•		•	•	•		•		•	•					•	•	•	•	•		
ATEX Lighting	•	•			•	•	•		•		•	•					•		•	•	•		
Underwater / Submerged Lighting	•	•			•	•			•		•	•					•		•	•	•		
<b>Marine</b>																							
Multi-FunctionDisplay	•	•	•	•	•	•		•	•	•	•	•		•	•		•	•			•	•	•
Outboard Motors	•	•	•		•	•		•	•	•							•			•			
Bilge Pump	•	•	•		•	•		•	•	•							•			•			
Heater	•	•	•		•	•	•		•	•	•						•		•	•	•		
HVAC (Heating Ventilation Air Conditioning)	•	•	•		•	•	•		•	•	•						•		•	•	•		
Fridge	•	•	•		•	•	•		•	•	•						•						
Docking System	•	•	•		•	•			•	•	•						•			•			
Windlass	•	•	•		•	•			•	•	•						•			•			
Sensors	•	•	•		•	•			•	•	•						•						
RADAR	•	•	•		•	•			•	•	•	•					•	•					
Antenna	•	•	•		•	•			•	•	•						•	•					
USB Charger	•	•	•		•	•	•		•	•	•	•					•		•				
Audio System	•	•	•		•	•			•	•	•			•			•		•	•	•		
Lighting System	•	•	•		•	•			•	•	•	•	•				•		•	•	•		•
CCTV	•	•	•		•	•			•	•	•	•			•		•						
Power Controller	•	•	•		•	•			•	•	•						•		•	•	•		•
Autopilot System	•	•	•		•	•			•	•	•			•	•		•	•			•	•	•
Automatic Identification System	•	•	•		•	•	•		•	•	•			•	•		•	•			•	•	•
GPS, Beacon & Lifebuoy	•	•	•		•	•	•		•	•	•	•					•	•			•	•	•
Sonar / Transducer	•	•	•		•	•			•	•	•						•						
Fish-Finders	•	•	•		•	•			•	•	•						•						
Chartplotter	•	•	•		•	•			•	•	•	•					•						•
Sailing Instruments	•	•	•		•	•			•	•	•	•					•				•	•	•
Shipyards & Cruise	•	•	•		•	•			•	•	•	•					•				•	•	•
<b>Broadband Wireless Access</b>																							
General Small Cells	•	•	•		•	•			•	•	•	•				•	•	•	•	•	•	•	•
RRH (Remote Radio Head)	•	•	•		•	•			•	•	•	•				•	•	•	•	•	•	•	•
Wireless Mobile Backhaul	•	•	•		•	•			•	•	•	•				•	•	•	•	•	•	•	•
High Capacity Mobile Subscriber Unit	•	•	•		•	•			•	•	•	•				•	•	•	•	•	•	•	•
Outdoor Base Station Unit	•	•	•		•	•			•	•	•	•				•	•	•	•	•	•	•	•
Outdoor LTE	•	•	•		•	•			•	•	•	•				•	•	•	•	•	•	•	•
Outdoor AP	•	•	•		•	•			•	•	•	•				•	•	•	•	•	•	•	•
Subscriber Station	•	•	•		•	•			•	•	•	•				•	•	•	•	•	•	•	•
Outdoor Wireless Mesh Router	•	•	•		•	•			•	•	•	•				•	•	•	•	•	•	•	•
Base Station Power Supply	•	•	•	•	•	•			•	•						•	•	•	•	•	•	•	•
Communication System																	•						

# Served Markets & Applications

Applications	Ceres	X-Lok	M series	FLOS & FLOS+	Power	RBL	HS-Lok	7/8" Mini	Heavy Duty Shielded	RJ45	USB	SSL	HDMI	DVI	Fiber Optics	Zconnect	RF	Cable Joiner	Cable Gland	Vent	LED Light Guide	D-Sub
<b>Industrial Automation</b>																						
Robotic Arm			•	•			•	•	•							•						
Industrial Server / Network	•	•	•	•	•		•	•	•	•	•		•	•	•	•				•	•	•
Industrial Forklifts (Truck)	•	•	•	•	•	•	•	•	•	•	•		•	•					•	•		•
AVI (Automatic visual inspection)	•	•	•	•	•		•	•	•							•						
Data Communication System	•	•	•	•	•		•	•	•	•	•		•	•			•				•	•
Industrial Control Center	•	•	•	•	•		•	•	•	•	•		•	•							•	•
Packaging Center	•	•	•	•	•		•	•	•							•						
Conveyors	•	•	•	•	•		•	•	•							•						
Sensors			•				•	•	•							•						
Power Distribution	•	•	•	•	•		•	•	•							•						
Actuators	•	•	•				•	•	•							•						
Motor Drives	•	•	•		•	•	•	•	•							•						
Industrial PC & Displays	•	•	•	•	•		•	•	•	•	•		•	•			•				•	•
Machine Tools	•	•	•	•	•		•	•	•							•						
Switches		•	•				•	•	•	•	•					•						•
Production Equipment	•	•	•	•	•	•	•	•	•	•	•					•					•	•
<b>Renewable Energy</b>																						
PV / DC Inverter	•	•	•		•	•	•	•	•	•						•		•	•	•	•	•
Micro Inverter						•										•			•	•	•	•
CSP & CPV	•	•	•		•	•	•	•	•							•			•	•	•	•
Heliostat	•	•	•		•	•	•	•	•							•			•	•	•	•
PV Trackers	•	•	•		•	•	•	•	•							•			•	•	•	•
PV ICS (Integrated Control Systems)					•	•	•	•	•	•						•					•	
Portable Energy	•	•	•		•	•	•	•	•	•	•					•						•
Communication System	•	•	•	•	•	•	•	•	•	•	•		•	•	•	•	•		•	•	•	•
PDC (Power Distribution Control)	•	•	•	•	•	•	•	•	•	•	•		•	•			•				•	•
Wind Turbine	•	•	•	•	•	•	•	•	•	•	•					•			•	•	•	•
Energy Storage System	•	•	•		•	•	•	•	•	•						•			•	•	•	•
Tidal Power Generation System	•	•	•	•	•	•	•	•	•	•						•			•	•	•	•
<b>Heavy Equipment</b>																						
Electronic Toll System	•	•	•	•	•	•	•	•	•	•	•		•	•		•	•		•	•	•	•
Automotive Diagnostics	•	•	•	•	•	•	•	•	•	•	•	•	•	•		•	•		•	•	•	•
Agriculture Electronic Equipment	•	•	•	•	•	•	•	•	•	•	•		•	•		•	•		•	•	•	•
Lidar & Radar	•	•	•	•	•		•	•	•	•	•		•	•		•						•
ADAS (Advanced Driver Assistance Systems)	•	•	•	•	•	•	•	•	•	•	•		•	•		•	•		•	•	•	•
Telematics & Tracking	•	•	•		•	•	•	•	•	•	•		•	•		•	•	•	•	•	•	•
Camera & Monitoring	•	•	•	•	•	•	•	•	•	•	•		•	•		•	•		•	•	•	•
Control System	•	•	•	•	•	•	•	•	•	•	•		•	•		•	•		•	•	•	•
Display	•	•	•	•	•	•	•	•	•	•	•		•	•		•	•		•	•	•	•
GPS System	•	•	•	•	•	•	•	•	•	•	•		•	•		•	•		•	•	•	•
Lighting	•	•	•	•	•	•	•	•	•	•	•	•				•	•	•	•	•	•	•
Measurement Systems	•	•	•	•	•	•	•	•	•	•	•		•	•		•	•		•	•	•	•
Sensors		•	•	•	•		•	•	•							•						
<b>Automated Meter Reading</b>																						
Water Meter	•	•	•	•	•		•			•	•					•	•		•	•	•	•
Electricity Meter	•	•	•	•	•		•			•	•					•	•		•	•	•	•
Gas Meter	•	•	•	•	•		•			•	•					•	•		•	•	•	•
Alarm System	•	•	•	•	•		•			•	•					•	•		•	•	•	•
Military Drone	•	•	•	•	•		•									•	•		•	•	•	•
Vehicle Tracking	•	•	•	•	•		•			•	•					•	•		•	•	•	•
Telemetry	•	•	•	•	•		•			•	•					•	•		•	•	•	•
Sewage	•	•	•	•	•	•	•	•	•	•	•					•	•		•	•	•	•
<b>Rugged IT</b>																						
Telemetry		•	•	•			•			•						•	•		•	•		
Rugged & Military VR and AR		•	•	•			•			•						•	•		•	•		
Rugged Notebook				•						•	•		•	•		•	•					•
Night Vision Goggles			•	•			•			•						•	•					
Miniature Camera										•						•	•					
Rugged Tablet										•			•	•		•	•					
Communication Devices				•						•	•		•	•		•	•				•	•

# Served Markets & Applications

Applications	Ceres	X-Lok	M series	FLOS & FLOS+	Power	RBL	HS-Lok	7/8" Mini	Heavy Duty Shielded	RJ45	USB	SSL	HDMI	DVI	Zconnect	RF	Cable Gland	Vent	LED Light Guide	D-Sub
<b>Test Equipments</b>																				
Air Flow Measurement	•	•	•	•	•	•	•	•	•	•	•				•	•		•		
Gas Detectors	•	•	•	•	•	•	•	•	•	•	•				•	•		•		
Precision Surveying	•	•	•	•	•	•	•	•	•	•	•		•	•	•	•		•		•
Earthquake Monitoring	•	•	•	•	•	•	•	•	•	•	•				•	•		•		
Humidity Measurement	•	•	•	•	•	•	•	•	•	•	•				•	•		•		
Leak Detectors	•	•	•	•	•	•	•	•	•	•	•				•	•		•		
Light Measuring	•	•	•	•	•	•	•	•	•	•	•				•	•		•		
Sound Measuring	•	•	•	•	•	•	•	•	•	•	•				•	•		•		
Water Measurement	•	•	•	•	•	•	•	•	•	•	•				•	•		•		
Weighing Devices	•	•	•	•	•	•	•	•	•	•	•				•	•	•	•		
Weigh Modules	•	•	•	•	•	•	•	•	•	•	•				•	•	•	•		
Heavy-duty Scales	•	•	•	•	•	•	•	•	•	•	•		•	•	•	•		•		•
Floor Scales	•	•	•	•	•	•	•	•	•	•	•		•	•	•	•		•		•
Wet Area Weighing	•	•	•	•	•	•	•	•	•	•	•				•	•		•		
Dosing Systems	•	•	•	•	•	•	•	•	•	•	•				•	•		•		
In-Motion Weighing	•	•	•	•	•	•	•	•	•	•	•				•	•		•		
Borescope	•	•	•	•	•	•	•	•	•	•	•				•	•		•		
Image Measurement	•	•	•	•	•	•	•	•	•	•	•				•	•		•		
Timers / Timer Display	•	•	•	•	•	•	•	•	•	•	•				•	•		•		
Laser Marking System	•	•	•	•	•	•	•	•	•	•	•				•	•		•		
Digital Microscopes	•	•	•	•	•	•	•	•	•	•	•				•	•		•		
<b>Hybrid Electric Vehicles</b>																				
Electric Wheelchair	•	•	•	•	•	•	•	•	•						•					
Electrical and Electronic Speed Control	•	•	•	•	•	•	•	•	•						•					
Electrical and Electronic Brake System	•	•	•	•	•	•	•	•	•						•					
Throttle Controller	•	•	•	•	•	•	•	•	•						•					
Battery Module	•	•	•	•	•	•	•	•	•						•		•	•		
Motor Module	•	•	•	•	•	•	•	•	•	•	•				•		•	•		
Gear Shift Module	•	•	•	•	•	•	•	•	•	•	•				•					
Controller Unit	•	•	•	•	•	•	•	•	•	•	•				•					
Charge Plug / Inlet	•	•	•	•	•	•	•	•	•	•	•				•					
Charging Station	•	•	•	•	•	•	•	•	•	•	•				•					
Home Charge Platform	•	•	•	•	•	•	•	•	•	•	•				•					
Hoverboard	•	•	•	•	•	•	•	•	•	•	•				•					
Electric Scooter	•	•	•	•	•	•	•	•	•	•	•				•		•			
<b>Railway Mass Transit</b>																				
Infotainment Systems	•	•	•	•	•	•	•	•	•	•	•		•	•	•		•	•	•	•
In-Vehicle Information System	•	•	•	•	•	•	•	•	•	•	•		•	•	•		•	•	•	•
Indication Display	•	•	•	•	•	•	•	•	•	•	•		•	•	•		•	•	•	•
Navigation/GPS	•	•	•	•	•	•	•	•	•	•	•		•	•	•	•		•	•	•
HVAC (Heating Ventilation Air Conditioning)	•	•	•	•	•	•	•	•	•	•	•				•					
Fuel Leakage Detector	•	•	•	•	•	•	•	•	•	•	•				•					
Broadcasting System	•	•	•	•	•	•	•	•	•	•	•				•		•			
Vehicle Monitoring	•	•	•	•	•	•	•	•	•	•	•		•	•	•			•		•
Cleaning Control	•	•	•	•	•	•	•	•	•	•	•				•					
Speedometer	•	•	•	•	•	•	•	•	•	•	•				•					
Interior Lighting	•	•	•	•	•	•	•	•	•	•	•				•					
<b>Mobile Devices</b>																				
DRC (Drone Remote Controller)	•	•	•	•	•	•	•	•	•	•	•				•	•				
Altimeter	•	•	•	•	•	•	•	•	•	•	•				•	•				
Barcode Reader	•	•	•	•	•	•	•	•	•	•	•				•					
GPS Safety Guard	•	•	•	•	•	•	•	•	•	•	•				•	•				
Portable Lamp	•	•	•	•	•	•	•	•	•	•	•				•					
Gesture Measurement	•	•	•	•	•	•	•	•	•	•	•				•					
Wearables	•	•	•	•	•	•	•	•	•	•	•				•	•				

# Served Markets & Applications

Applications	Ceres	X-Lok	M series	FLOS & FLOS+	Power	RBL	HS-Lok	7/8" Mini	Heavy Duty Shielded	RJ45	USB	SSL	HDMI	DVI	Zconnect	RF	Cable Joiner	Cable Gland	Vent	LED Light Guide	D-Sub
<b>Transportation</b>																					
Vehicle Camera	•	•	•	•		•	•				•		•		•			•	•		
Switch			•							•	•				•						•
Dome Vehicle Camera	•	•	•			•									•						
RFID Reader															•	•					
Bus GPS	•	•	•	•		•	•			•	•		•	•	•	•					
Displayer	•	•	•	•		•									•						
Outdoor Speaker	•	•	•	•		•									•						
Automotive Winches															•						
Vehicle Charger	•	•	•			•									•						
Wifi Router										•					•						
Fleet Management	•	•	•	•		•									•						
Digital Video Surveillance System	•	•	•	•		•		•	•	•					•						•
<b>Medical Equipment</b>																					
Medical Displays				•	•					•	•		•	•	•					•	•
Mobile Nursing Carts	•	•			•	•	•	•	•						•					•	•
Non-invasive Devices	•	•		•	•	•	•	•	•	•	•		•	•	•					•	•
Electrical Beds	•	•	•		•	•		•	•						•					•	•
Charges	•	•			•	•		•	•						•					•	•
Wheelchair Lift	•	•			•	•		•	•						•					•	•
Wheelchair Stair Lift	•	•			•	•		•	•						•					•	•
Rehabilitation System	•	•			•	•		•	•						•					•	•
<b>Automotive Diagnostics</b>																					
Auto Crash Notification	•	•	•	•	•	•	•	•	•	•	•				•	•					•
Vehicle Tracking	•	•	•		•	•	•	•	•		•				•	•					•
Vehicle Health Alert & Roadside Assistance	•	•	•	•	•	•	•	•	•	•	•				•	•					•
Remote Vehicle Diagnostics	•	•	•	•	•	•	•	•	•	•	•	•	•	•	•	•				•	•
<b>UAV</b>																					
Commercial Drone	•	•	•	•	•	•	•	•	•	•	•		•	•	•	•				•	•
Military Drone	•	•	•	•	•	•	•	•	•	•	•		•	•	•	•				•	•
Consumer Drone	•	•	•	•	•	•	•	•	•	•	•		•	•	•	•				•	•
<b>Lifts &amp; Materials Handling</b>																					
Forklift	•	•	•	•	•	•	•	•	•	•	•		•	•	•					•	•
Industrial Lift	•	•	•	•	•	•	•	•	•	•	•		•	•	•					•	•
Materials Handling	•	•	•	•	•	•	•	•	•	•	•		•	•	•					•	•
<b>Remote Video Response Center</b>																					
Encoders	•	•	•	•	•	•	•	•	•	•	•		•	•	•	•				•	•
Monitoring Station	•	•	•		•	•		•	•	•	•		•	•	•					•	•
CCTV/Dome/IP Camera	•	•	•	•	•	•		•	•	•	•		•	•	•	•				•	•
Remote Control	•	•			•	•		•	•	•	•		•	•	•					•	•
Junction Box	•	•			•	•				•	•		•	•	•					•	•
Automatic LPRS (License Plate Recognition System)	•	•	•	•	•	•		•	•	•	•		•	•	•	•				•	•
Fingerprint ID											•				•						
Alarm System	•	•	•	•	•	•				•	•		•	•	•	•				•	•
Sensor			•												•						
<b>Autonomous</b>																					
GPS	•	•	•	•			•	•	•	•	•		•	•	•	•					
Lidar	•	•	•	•			•	•	•	•	•		•	•	•					•	•
Radar Sensors	•	•	•	•			•	•	•	•	•		•	•	•						
Video Cameras	•	•	•	•			•	•	•	•	•		•	•	•					•	•
Central Computer	•	•	•	•			•	•	•	•	•		•	•	•						
Inertial Measurement Unit	•	•	•	•			•	•	•	•	•		•	•	•					•	•
Inertial Navigation Systems	•	•	•	•			•	•	•	•	•		•	•	•					•	•
<b>Commercial Military</b>																					
Tank				•																	
Aircraft				•																	
Warship				•																	
Dismounted Soldier				•																	
Software Defined Radios				•																	
Commercial Military				•											•						

# We Are Amphenol LTW

Founded in 1993, Amphenol LTW is a leader in rugged and harsh environment interconnects with the largest array of I/O and products ranging from IP65 to IP69K. The company continually provides innovative interconnect solutions for ever-demanding environments and is proactively committed to contributing to a safer and greener environment. Amphenol LTW features interconnects for technologically advanced products with environmentally friendly results.



## Amphenol LTW Technology & CNC Plant

- Headquarters: Taipei, Taiwan
- 150 Employees



## Kunshan Amphenol Zhengri Electronics

- Kunshan, China
- 400 Employees



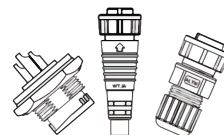
**110+**  
Amphenol  
Divisions



**75+**  
Distribution  
Channels



**30+**  
Market  
Applications



**80,000+**  
Products

Visit our website for  
more information

Scan here



# Our Capabilities

Both factories located in Taiwan and China are ISO9001:2015, ISO14001:2015, and UL certified. Our Test Laboratory is certified by TAF and is a member of UL WTDP reliable partner. Wherever required, most of our products are TUV/VDE, UL/CSA certified. Thanks to our strict standards, we are able to contribute to your projects and design exactly what you need. From standard to customized products, Amphenol LTW has the right solutions for your applications.



Test Laboratory Accreditations    Quality Assurance

International Certifications



## Automated Production Line

Capability: Contacts, Parts, and Shells

Number of Automatic Machines: 11

Production Capacity : 125,000 pins per day  
(24 hours)

Number of CNC Machines: 33

Production Capacity : 125,000 pins per day  
(24 hours)



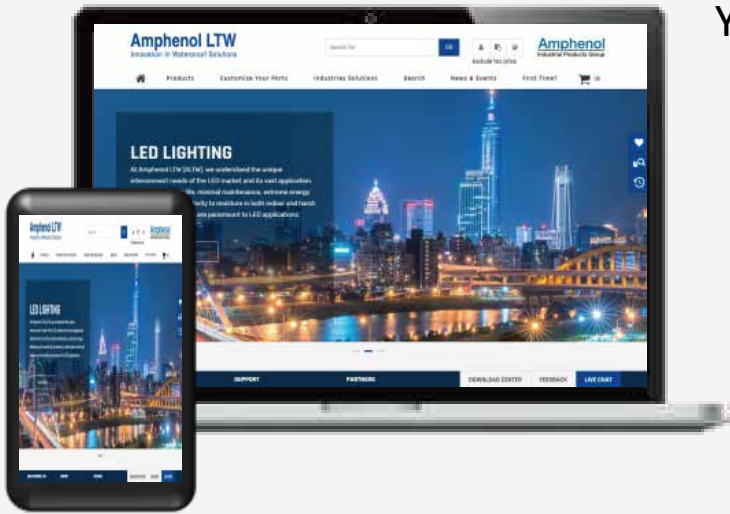
## Kunshan Factory – Horizontal Injection Workshop

Molding Machines

Number of Machines: 17

Production Capacity : 3,400pcs/hr

# Online Resources



[amphenolltw.com](http://amphenolltw.com)

Your Solution Only **One Click Away**

## Our E-SHOP

Visit our website to find all our products, prices and technical data. Online ordering is easier now!



Scan our QR Code

Visit the online shop



## Our Catalog

Product catalogs are available on our website.

Download for more details:  
[amphenolltw.com](http://amphenolltw.com)



Scan for more details



**General Catalog**

Find All Product Range



**Catalogs by Series**

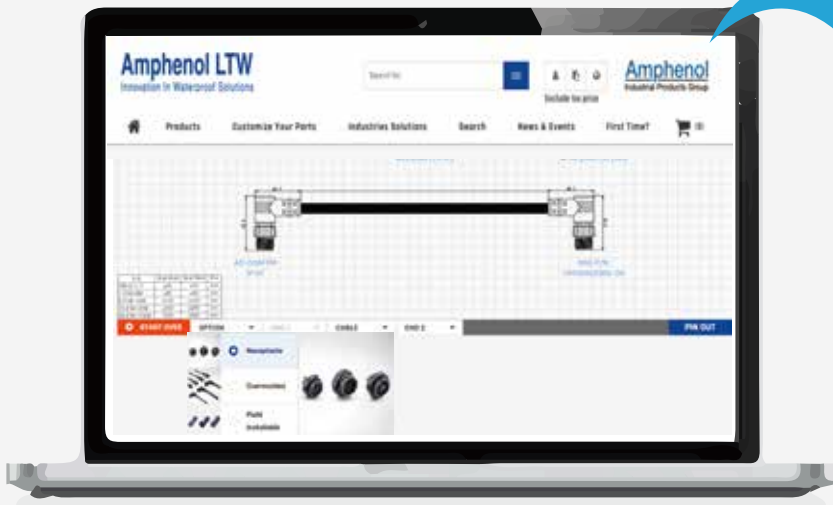
All Market Applications



**Market Flyer**

Product Guidance

# Customization Services



[amphenolltw.com](http://amphenolltw.com)

**Fast**  
**Efficient**

## Configure To Order (CTO)

Configure your own connector/cable assembly directly on our website by choosing the components and parts that you need.

## Benefits

- ✓ Worldwide access 24/7
- ✓ Easy & quick customization
- ✓ Real time order tracking
- ✓ Online assistance (Live Chat)
- ✓ Instant drawing release
- ✓ Instant quote
- ✓ Order online

Scan the QR Code  
to our CTO platform

Scan here



## Just A Few Simple Steps



**NEW**

# 3<sup>3</sup> Single Pair Ethernet

## Freedom of Choices and Budgets

3 Mechanical interfaces IP67 and above for industrial and ruggedized applications

3 Freedom of choices for your needs and requirements

3 Budgets, pay for what you need



### Features

- » ALTW's proprietary SPE interface integrated in **M8 (G8) / M12 / FLOS+ / X-Lok**
- » Providing low power & simply networking on end-point sensors
- » Cost-effective, smaller & lighter than standard 4 pairs ethernet cable
- » Compatible 10/100/1000 base-T1 data rates as existing technologies \*\*
- » Receptacle IP67 **UNMATED** waterproof, also available in double ended and field installable
- » Vibration resistance 20g (10 ~ 2,000 Hz)
- » Supports PoDL (Power Over Data Lines)

\*\* 24~26 AWG Standard Length 15m

### Part Number

#### X-Lok

A Size	AD-02BFFM-QL8P <sup>10</sup> (Cable)
	AD-02BMMM-QL8P <sup>10</sup> (Cable)
	AD-02PMMP-QC8001 (Receptacle)
	AD-02PMMS-QC8001 (Receptacle)

#### FLOS+

K Series	SLKC-S02FMMM-GCP-C <sup>10</sup> (Cable)
	SLKC-S02EEFP-GCP-001 (Receptacle)

#### M Series

M8	M8-02BFFM-SL7C <sup>10</sup> * (Cable)	M12	M12A-02BFFM-SL8C <sup>10</sup> (Cable)
	M8-02BMMM-SL7C <sup>10</sup> * (Cable)		M12A-02BMMM-SL8C <sup>10</sup> (Cable)
	M8-02PFFP-SF7001* (Receptacle)		M12A-02PFFP-SF8001(Receptacle)
	M8-02PMMP-SF7001* (Receptacle)		M12A-02PMMP-SF8001(Receptacle)
	M8-02PFFS-SF7001* (Receptacle)		
	M8-02PMMS-SF7001* (Receptacle)		
G8	8A-02BFFM-SL7C <sup>10</sup> * (Cable)		
	8A-02BMMM-SL7C <sup>10</sup> * (Cable)		
	8A-02PFFP-SF7001* (Receptacle)		
	8A-02PFFS-SF7001* (Receptacle)		
	8A-02MMP-SF7001 (Receptacle)		
	8A-02PMMS-SF7001 (Receptacle)		



\* Upon Request

<sup>10</sup> Cable Length: (01) 1M ~ (15) 15M.

# Technical Support



## Assistance



AIPG WeChat (ID: AIPG2020)  
安费诺工业展品集团  
微信公众号: AIPG2020



88677416888

## Information



### FAQ

Find answers to frequently asked questions at  
<https://www.amphenolltw.com/>



### Feedback

Any comments about the catalog?  
Help us improve the catalog user experience by sharing your suggestions.  
Email us at  
[sales@ltw-tech.com](mailto:sales@ltw-tech.com)

Follow us on





LED

- Architectural Lighting
- ATEX Lighting
- Commercial Lighting
- Cruise & Shipyards Lighting
- Emergency Lighting
- Outdoor Signage
- Parking Lighting
- Refrigeration Lighting
- UV and Sanitary Lighting
- Train, Bus, Plane & Recreational Vehicles Lighting

- Entertainment Lighting & Systems
- Horticulture Lighting
- Hospital Surgical Lighting & Room
- Li-Fi
- Outdoor LED Displays
- Tunnel Lighting
- Smart Street Lights
- Warehouse Lighting
- Underwater / Submerged Lighting



Marine

- AIS
- Audio System
- Autopilot System
- Bilge Pump
- Chartplotter
- RADAR
- Sailing Instruments
- Power Controller
- Sensors
- Shipyards & Cruise
- Sonar / Transducer

- Docking System
- Fish-Finders
- Fridge & Refrigeration
- GPS, Beacon & Lifebuoy
- Heater
- Lighting System
- Multi-Function Display
- Outboard & Trolling Motors
- USB Charger
- Windlass
- HVAC (Heating Ventilation Air Conditioning)



Industrial Automation

- Actuators
- AVI (Automatic visual inspection)
- Communication System
- Conveyors
- Industrial Control
- Packaging
- Switches

- Industrial Forklifts
- Industrial Network
- Industrial PC & Displays
- Machine Tools
- Motor Drives
- Power
- Production Equipment



Heavy Equipment

- Automotive Diagnostics
- Camera & Monitoring
- Control System
- Display
- Electronic Toll System
- Agriculture Electronic Equipment

- Sensors, Lidar & Radar
- Lighting
- Measurement Systems
- GPS System
- Telematics & Tracking
- ADAS (Advanced Driver Assistance Systems)



Railway Mass Transit

- Infortainment Systems
- Interior Lighting
- In-Vehicle Information
- Navigation / GPS
- Speedometer

- Broadcasting System
- Cleaning Control
- Fuel Leakage Detector
- Vehicle Monitoring
- HVAC (Heating Ventilation Air Conditioning)
- Indication Display



Renewable Energy

- Communication System
- CSP & CPV
- DC Inverter
- Energy Storage System
- Heliostat
- PDC (Power Distribution Control)

- Portable Energy
- PV Inverter
- PV Trackers
- Tidal Power Generation System
- Wind Turbine



Hybrid Electric Vehicles

- Battery Module
- Charge Plug / Inlet
- Charging Station
- Controller Unit
- Electric Scooter
- Electric Wheelchair
- Electrical and Electronic Speed Control

- Gear Shift Module
- Home Charge Platform
- Hoverboard
- Motor Module
- Throttle Controller
- Electrical and Electronic Brake System



Medical

- Charges
- Electrical Beds
- Mobile Nursing Carts
- Non-invasive Devices
- Rehabilitation System

- Wheelchair Lift
- Wheelchair Stair Lift



Remote Video Response Center

- Encoders
- Junction Box
- Monitoring Station
- Remote Control
- Alarm System

- Automatic LPRS (License Plate Recognition System)
- CCTV / Dome / IP Camera



Test Equipment

- Air Flow Measurement
- Borescope
- Digital Microscopes
- Dosing Systems
- Earthquake Monitoring
- Sound Measuring
- Timers / Timer Display
- Water Measurement
- In-Motion Weighing
- Leak Detectors
- Precision Surveying

- Floor Scales
- Gas Detectors
- Heavy-duty Scales
- Humidity Measurement
- Image Measurement
- Weigh Modules
- Weighing Devices
- Wet Area Weighing
- Laser Marking System
- Light Measuring



Broadband Wireless Access

- Outdoor AP
- Outdoor Base Station Unit
- Outdoor LTE
- Outdoor Repeater
- Outdoor Wireless Mesh Router
- High Capacity Mobile Subscriber Unit

- RRH (Remote Radio Head)
- Subscriber Station
- Wireless Mobile Backhaul
- Base Station Power Supply
- General Small Cells



Autonomous

- Video Cameras
- Central Computer
- Radar Sensors
- Inertial Measurement Unit
- Inertial Navigation Systems
- Lidar
- GPS



Lifts & Materials Handling

- Forklift
- Industrial Lift
- Materials Handling



Mobile Devices

- Altimeter
- Barcode Reader
- Portable Lamp
- Gesture Measurement
- GPS Safety Guard
- DRC (Drone Remote Controller)



Rugged IT

- Rugged & Military VR and AR
- Telemetry



Automotive Diagnostics

- Auto Crash Notification
- Remote Vehicle Diagnostics
- Vehicle Health Alert & Roadside Assistance
- Vehicle Tracking



UAV

- Commercial Drone
- Consumer Drone
- Military Drone



Transportation

- Vehicle Camera
- Fleet Management
- Outdoor Speaker
- Vehicle Charger
- Dome Vehicle Camera
- Digital Video Surveillance System
- Bus GPS
- Displayer



Automated Meter Reading

- Electricity Meter
- Gas / Water Meter
- Sewage
- Telemetry
- Alarm / Vehicle System
- Military Drone

# Product Range Overview

Sub-Series Name	Mini Size / Mini Size LED	Standard Size	Middle Size	Large Size	Macro Size
Mating Style	Push Lock	Push Lock	Push Lock	Push Lock	Push Lock
Plastic Version	✓	✓	✓	✓	✓
Metal Version	✓	-	-	✓	-
No. of Contacts	2 ~ 33	2 ~ 8	2 ~ 12	2 ~ 100	4 ~ 31
Plating of Contacts	Gold Plated	Gold Plated	Gold Plated Silver Plated	Gold Plated Silver Plated	Gold Plated Silver Plated
Transmission Rate	Cat. 5e / Cat. 6A*	-	-	-	-
Operating Voltage (AC / DC)	30 ~ 630V	300 ~ 600V	300 ~ 600V	60V (0.5A), 300 ~ 600V	300 ~ 600V
Nominal Current	0.5A ~ 16A	5A ~ 10A 10A + 5A	5A ~ 20A 10A + 5A	0.5A ~ 50A 20A + 5A 50A 50A + 5A	5A 50A + 5A 80A + 5A
Operating Temperature	<ul style="list-style-type: none"> <li>• Receptacle &amp; Receptacle With Wires: -40°C ~ 105°C</li> <li>• Overmolded With Cable:               <ol style="list-style-type: none"> <li>(1) Data Group: -20°C ~ 80°C</li> <li>(2) Power Group: -20°C~105°C</li> <li>(3) Hybrid Group: -40°C~105°C</li> </ol> </li> <li>• Field Serviceable/Installable: -40°C ~ 105°C</li> </ul>				
Fasten Style of Nut	Front	Front & Rear	Front & Rear	Front & Rear	Front
Receptacle	✓	✓	✓	✓	✓
Overmolded With Cable	✓	✓	✓	✓	✓
Field Serviceable/Installable	✓	✓	✓	✓	✓
Accessories	✓	✓	✓	✓	-
Applicable Wire Gauge	32 ~ 14AWG (0.03 ~ 2.5 mm <sup>2</sup> )	26 ~ 16AWG (0.14 ~ 1.5 mm <sup>2</sup> )	26 ~ 12AWG (0.14 ~ 4.00 mm <sup>2</sup> )	32 ~ 12AWG (0.03 ~ 4.00 mm <sup>2</sup> )	22 ~ 8AWG (0.34 ~ 10.00 mm <sup>2</sup> )
Wire Gauge for UL Approval		5A: 20AWG 10A: 16AWG	5A: 20AWG 10A: 16AWG 20A: 12AWG	5A: 20AWG 20A: 12AWG	
Mating Cycles (Pin Contact)	1,000 Cycles				
IP Rating	Receptacle & Receptacle With Wires: IP68 (Unmated, 1M / 24h) Overmolded With Cable, Field Serviceable/Installable: IP68 (Mated, 1M / 24h)				
Salt Spray (Connector, Mated)	500h (Mated Condition)				
UV Resistant	✓	✓	✓	✓	✓
Flammability Rating	UL 94V-0				
Vibration	Frequency Range 10 ~ 55Hz / Amplitude 1.52mm				
EMI Option	✓	-	-	✓	-
RoHS 2.0 Compliant	✓	✓	✓	✓	✓
REACH Compliant	✓	✓	✓	✓	✓
Certificates	CSA, UL1977, UL2238, UL50e, TUV				
Standard / Compliant	✓	✓	✓	✓	✓

# Contact Configuration

	Mini Size (A)										Standard Size (B)										
	Data								Power		Data				Power				Hybrid		
	0.5A (AY)* (ASY)*	1.5A (AZ)	1.5A (ASZ)*	2A (AU) (ASU)*	5A (AD) (ASD)*		LED 5A (LAD)		16A (AG) (ASG)*	MJ/FG	5A (BD)		10A (BB)		5A (BD)		10A (BB)		10A+5A (BBD)		
MM/FF	MM/FF	MM/FF	MM/FF	MM/FF	MF/FM	MM/FF	MF/FM	MM/FF	MJ/FG	MM/FF	MF/FM	MM/FF	MF/FM	MM/FF	MF/FM	MM/FF	MF/FM	MM/FF	MF/FM		
2 Pin																					
					R   C   F	R   C   F	R   C   F	R   C   F			R   C   F	R   C   F	R   C   F	R   C   F			R   C   F	R   C   F			
3 Pin																					
					R   C   F	R   C   F	R   C   F	R   C   F	R   C   F	R   C   F	R   C   F	R   C   F	R   C   F	R   C   F	R   C   F	R   C   F	R   C   F	R   C   F	R   C   F	R   C   F	
4 Pin																					
					R   C   F		R   C   F		R   C   F	R   C   F	R   C   F	R   C   F	R   C   F	R   C   F			R   C   F		R   C   F	R   C   F	
5 Pin																					
					R   C   F		R   C   F		R   C   F	R   C   F	R   C   F	R   C   F	R   C   F						R   C   F	R   C   F	
6 Pin																					
					R   C   F						R   C   F	R   C   F							R   C   F	R   C   F	
7 Pin																					
										R   C   F											
8 Pin																					
	R   C   F			R   C   F						R   C   F											
9 Pin																					
10 Pin																					
		R   C   F	R   C   F																		
11 Pin																					
12 Pin																					
		R   C   F	R   C   F																		
14 Pin																					
17 Pin																					
		R   C   F	R   C   F																		
18 Pin																					
	R   C   F																				
24 Pin																					
	R   C   F																				
30 Pin																					
	R   C   F																				
31 Pin																					
33 Pin																					
	R   C   F																				
78 Pin																					
100 Pin																					

\*Upon Request R: Receptacle C: Overmolded with Cable F: Field Serviceable/Installable

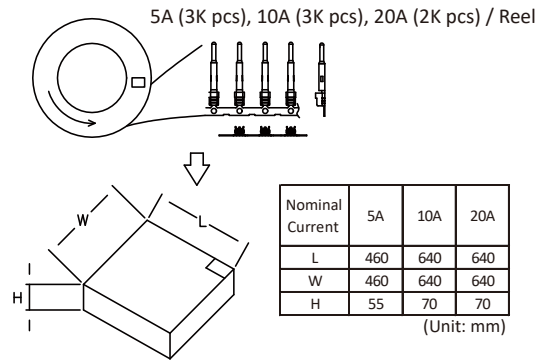
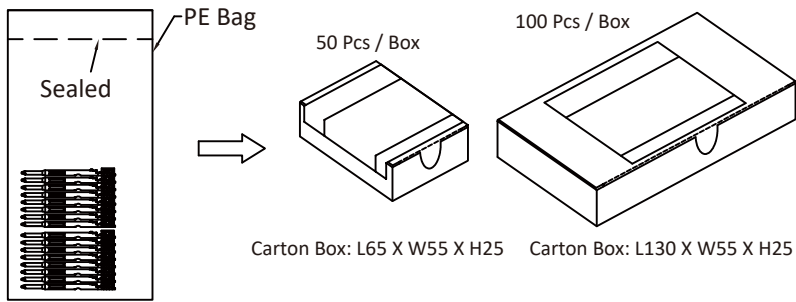
# Contact Configuration

	Middle Size (C)								Large Size (D)								Macro Size (E)					
	Data				Power		Hybrid		Data				Power		Hybrid		Data	Hybrid				
	5A (CD)		10A (CB)		20A (CC)		10A+5A (CBD)		0.5A*		5A (DD) (DSD)*		20A (DC)		50A (DM)*		20A+5A (DCD) (DSCD)*		50A+5A (DMD)	5A (ED)*	50A+5A (EMD)*	80A+5A (EPD)*
	MM/FF	MF/FM	MM/FF	MF/FM	MM/FF	MF/FM	MM/FF	MF/FM	MM/FF	MF/FM	MM/FF	MF/FM	MM/FF	MF/FM	MM/FF	MF/FM	MM/FF	MF/FM	MM/FF	MM/FF	MM/FF	MM/FF
2 Pin																						
			R   C   F		R   C   F	R   C   F							R   C   F	R   C   F								
3 Pin																						
			R   C   F	R   C   F	R   C   F	R   C   F							R   C   F	R   C   F	R   C							
4 Pin																						
			R   C   F	R   C   F			R   C	R   C					R   C   F	R   C   F		R   C	R   C	R   C   F		R   C   F	R   C   F	
5 Pin																						
			R   C   F	R   C   F			R   C	R   C					R   C   F	R   C   F		R   C	R   C	R   C   F		R   C   F	R   C   F	
6 Pin																						
			R   C   F				R   C	R   C							R   C	R   C	R   C   F		R   C   F	R   C   F		
7 Pin																						
	R   C   F	R   C   F					R   C	R   C							R   C	R   C	R   C   F		R   C   F	R   C   F		
8 Pin																						
	R   C   F	R   C   F					R   C	R   C							R   C	R   C	R   C   F		R   C   F			
9 Pin																						
	R   C   F	R   C   F													R   C	R   C	R   C   F		R   C   F			
10 Pin																						
	R   C   F														R   C	R   C	R   C   F		R   C   F			
11 Pin																						
															R   C	R   C	R   C   F		R   C   F			
12 Pin																						
	R   C   F														R   C	R   C			R   C   F			
14 Pin																						
													R   C   F	R   C   F								
17 Pin																						
18 Pin																						
													R   C   F	R   C   F								
24 Pin																						
30 Pin																						
31 Pin																						
																			R   C			
33 Pin																						
78 Pin																						
									R   C   F	R   C   F												
100 Pin																						
									R   C   F	R   C   F												

\*Upon Request R: Receptacle C: Overmolded with Cable F: Field Serviceable/Installable

# Mini A Size

## Packing for Crimp Contacts



## Assemble Style



PCB 180°  
**(P)** Receptacle



Solder  
**(S)** Receptacle  
**(G)** Field Serviceable/Installable



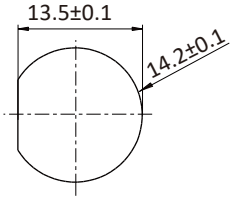


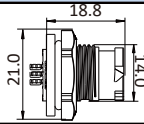
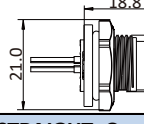
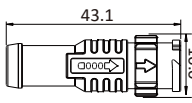
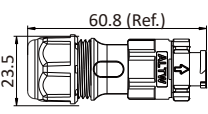
Screw In  
**(B)** Field Serviceable/Installable



Crimp  
**(A)** Field Serviceable/Installable



Push In  
**(E)** Field Serviceable/Installable

No of Contacts	<b>Panel Cut Out</b> Circular Flange (D Cut) 	2			
Rated Voltage (AC/DC)		30 ~ 300V			
Nominal Current		5A			
Plastic / Metal		Plastic		Metal	
Pin Assignment		MM	MF	MM	MF
Pin Assignment <b>MM</b> : Male Connector Male Contact <b>MF</b> : Male Connector Female Contact					
Receptacle, Circular Flange, <b>FRONT</b> Fastened Nut, Push Lock, IP68 (Unmated) Nut Torque Value: 4 ~ 6 kgf.cm   Recommended Panel Thickness: (with cap) max. 3.0mm, (without cap) max. 4.0mm					
	Solder Type	AD-02 <b>PMMS</b> -QC8001	AD-02 <b>PMFS</b> -QC8001	ASD-02 <b>PMMS</b> -QC8001*	ASD-02 <b>PMFS</b> -QC8001*
	180° PCB Type	AD-02 <b>PMMP</b> -QC8001	AD-02 <b>PMFP</b> -QC8001*	ASD-02 <b>PMMP</b> -QC8001	ASD-02 <b>PMFP</b> -QC8001*
Receptacle With Wires, Circular Flange, <b>FRONT</b> Fastened Nut, Push Lock, IP68 (Unmated) ⑪ Wire Length: (10) 100mm ~ (50) 500mm <sup>1)</sup>   Nut Torque Value: 4 ~ 6 kgf.cm Recommended Panel Thickness: (with cap) max. 3.0mm, (without cap) max. 4.0mm					
	UL1430, XL-PVC Jacket	AD-02 <b>PMMS</b> -QC8A ⑪*	AD-02 <b>PMFS</b> -QC8A ⑪*	ASD-02 <b>PMMS</b> -QC8A ⑪*	ASD-02 <b>PMFS</b> -QC8A ⑪*
<b>STRAIGHT</b> , Overmolded Cable Assembly, Free Cable End, Without Strain Relief, Push Lock, IP68 (Mated) ⑪ Cable Length: (01) 1M ~ (99) 99M <sup>1)</sup>					
	UL20549, PU Jacket	-	-	ASD-02 <b>BMMM</b> -QL8B ⑪*	-
	UL2517, PVC Jacket (For Data Group)	-	-	ASD-02 <b>BMMM</b> -QL8C ⑪*	-
	UL21388, PVC Jacket (For Data Group)	AD-02 <b>BMMM</b> -QL8D ⑪	AD-02 <b>BMFM</b> -QL8D ⑪*	ASD-02 <b>BMMM</b> -QL8D ⑪*	ASD-02 <b>BMFM</b> -QL8D ⑪*
	UL21996, PVC Jacket	-	-	ASD-02 <b>BMMM</b> -QL8F ⑪*	-
	IEC61156-12, PUR Jacket	AD-02 <b>BMMM</b> -QL8P ⑪	-	-	-
Field Serviceable/Installable, <b>STRAIGHT</b> , Without Strain Relief, Push Lock, IP68 (Mated) Sealing Nut Torque Value: 6 ~ 15 kgf.cm   Recommended Cable O.D.: (Red Seal) 4.0 ~ 6.0mm, (Blue Seal) 6.0 ~ 8.0mm Packing Option: Connector With Contacts					
	Solder Type	AD-02 <b>BMMG</b> -QL8AP0*	AD-02 <b>BMFG</b> -QL8AP0*	ASD-02 <b>BMMG</b> -QL8AP0*	ASD-02 <b>BMFG</b> -QL8AP0*
	Screw-in Type	AD-02 <b>BMMB</b> -QL8AP0	-	ASD-02 <b>BMMB</b> -QL8AP0*	ASD-02 <b>BMFB</b> -QL8AP0*
	Crimp Type	AD-02 <b>BMAA</b> -QL8AP0*	AD-02 <b>BMFA</b> -QL8AP0*	ASD-02 <b>BMAA</b> -QL8AP0*	ASD-02 <b>BMFA</b> -QL8AP0*
	Push-in Type	AD-02 <b>BME</b> -QL8AP0*	AD-02 <b>BMFE</b> -QL8AP0*	ASD-02 <b>BME</b> -QL8AP0*	ASD-02 <b>BMFE</b> -QL8AP0*

No of Contacts	2	
Rated Voltage (AC/DC)	30 ~ 300V	
Nominal Current	5A	
Plastic / Metal	Plastic	Metal
Pin Assignment <b>MM</b> : Male Connector Male Contact <b>FF</b> : Female Connector Female Contact <b>MF</b> : Male Connector Female Contact <b>FM</b> : Female Connector Male Contact		

**STRAIGHT-TO-STRAIGHT, Overmolded Double-Ended Cable Assembly, IP68 (Mated)**

**10** Cable Length: (A05) 0.5M, (001) 1M ~ (099) 99M <sup>1)</sup> | Connector / Contact Gender: **(M)** MM, **(F)** FF, **(B)** FM, **(H)** MF

	End1: <b>(H)</b> MF   End2: <b>(H)</b> MF	-	AB-AD02HL-ADHL-QD <b>10</b> *	-	AB-ASD02HL-ASDHL-QD <b>10</b> *
	End1: <b>(M)</b> MM   End2: <b>(H)</b> MF	AB-AD02ML-ADHL-QD <b>10</b> *	-	AB-ASD02ML-ASDHL-QD <b>10</b> *	-
	End1: <b>(M)</b> MM   End2: <b>(M)</b> MM UL20549, PU Jacket	-	-	AB-ASD02ML-ASDML-QB <b>10</b> *	-
	End1: <b>(M)</b> MM   End2: <b>(M)</b> MM UL21996, PVC Jacket	-	-	AB-ASD02ML-ASDML-QF <b>10</b> *	-
	End1: <b>(M)</b> MM   End2: <b>(M)</b> MM UL21388, PVC Jacket	AB-AD02ML-ADML-QD <b>10</b>	-	AB-ASD02ML-ASDML-QD <b>10</b> *	-
	End1: <b>(M)</b> MM   End2: <b>(M)</b> MM UL2517, PVC Jacket	-	-	AB-ASD02ML-ASDML-QC <b>10</b> *	-
	End1: <b>(H)</b> MF   End2: <b>(B)</b> FM	-	AB-AD02HL-ADBL-QD <b>10</b> *	-	AB-ASD02HL-ASDBL-QD <b>10</b> *
	End1: <b>(M)</b> MM   End2: <b>(B)</b> FM	AB-AD02ML-ADBL-QD <b>10</b> *	-	AB-ASD02ML-ASDBL-QD <b>10</b> *	-
	End1: <b>(M)</b> MM   End2: <b>(F)</b> FF UL20549, PU Jacket	-	-	AB-ASD02ML-ASDFL-QB <b>10</b> *	-
	End1: <b>(M)</b> MM   End2: <b>(F)</b> FF UL21996, PVC Jacket	-	-	AB-ASD02ML-ASDFL-QF <b>10</b> *	-
	End1: <b>(M)</b> MM   End2: <b>(F)</b> FF UL21388, PVC Jacket	AB-AD02ML-ADFL-QD <b>10</b>	-	AB-ASD02ML-ASDFL-QD <b>10</b> *	-
	End1: <b>(M)</b> MM   End2: <b>(F)</b> FF UL2517, PVC Jacket	-	-	AB-ASD02ML-ASDFL-QC <b>10</b> *	-




**STRAIGHT-TO-RIGHT ANGLE, Overmolded Double-Ended Cable Assembly, Push Lock, IP68 (Mated)**

**10** Cable Length: (A05) 0.5M, (001) 1M ~ (099) 99M <sup>1)</sup> | Connector / Contact Gender: **(M)** MM, **(F)** FF, **(B)** FM, **(H)** MF

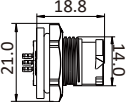
	End1: <b>(H)</b> MF   End2: <b>(B)</b> FM	-	AB-AD02HL-ADBR-QD <b>10</b> *	-	AB-ASD02HL-ASDBR-QD <b>10</b> *
	End1: <b>(M)</b> MM   End2: <b>(B)</b> FM	AB-AD02ML-ADBR-QD <b>10</b> *	-	AB-ASD02ML-ASDBR-QD <b>10</b> *	-
	End1: <b>(M)</b> MM   End2: <b>(F)</b> FF UL20549, PU Jacket	-	-	AB-ASD02ML-ASDFR-QB <b>10</b> *	-
	End1: <b>(M)</b> MM   End2: <b>(F)</b> FF UL21996, PVC Jacket	-	-	AB-ASD02ML-ASDFR-QF <b>10</b> *	-
	End1: <b>(M)</b> MM   End2: <b>(F)</b> FF UL21388, PVC Jacket	AB-AD02ML-ADFR-QD <b>10</b> *	-	AB-ASD02ML-ASDFR-QD <b>10</b> *	-
	End1: <b>(M)</b> MM   End2: <b>(F)</b> FF UL2517, PVC Jacket	-	-	AB-ASD02ML-ASDFR-QC <b>10</b> *	-

\*Upon Request

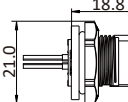
<sup>1)</sup> Standard Lengths: 1M, 2M, 3M, 4M, 5M and 10M. Higher MOQ Might Be Required For Non-Standard Lengths

No of Contacts	3			
Rated Voltage (AC/DC)	30 ~ 300V		30 ~ 630V	
Nominal Current	5A		16A	
Plastic / Metal	Plastic		Metal	
Pin Assignment	MM	MF	MM	MF
<b>MM:</b> Male Connector Male Contact <b>MF:</b> Male Connector Female Contact <b>M/M+F (J):</b> Male Connector + Male PWR+ Female GND				
				

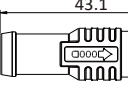
Receptacle, Circular Flange, **FRONT** Fastened Nut, Push Lock, IP68 (Unmated)  
 Nut Torque Value: 4 ~ 6 kgf.cm | Recommended Panel Thickness: (with cap) max. 3.0mm, (without cap) max. 4.0mm

	Solder Type	AD-03PMMS-QC8001*	AD-03PMFS-QC8001	ASD-03PMMS-QC8001*	ASD-03PMFS-QC8001*	AG-03PMJS-QC800P*	ASG-03PMJS-QC800P*
	180° PCB Type	AD-03PMMP-QC8001*	AD-03PMFP-QC8001*	ASD-03PMMP-QC8001*	ASD-03PMFP-QC8001*	AG-03PMJP-QC800P*	ASG-03PMJP-QC800P*

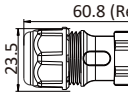
Receptacle With Wires, Circular Flange, **FRONT** Fastened Nut, Push Lock, IP68 (Unmated)  
 ⑪ Wire Length: (10) 100mm ~ (50) 500mm<sup>1)</sup> | Nut Torque Value: 4 ~ 6 kgf.cm  
 Recommended Panel Thickness: (with cap) max. 3.0mm, (without cap) max. 4.0mm

	UL1430, XL-PVC Jacket	AD-03PMMS-QC8A ⑪*	AD-03PMFS-QC8A ⑪*	ASD-03PMMS-QC8A ⑪*	ASD-03PMFS-QC8A ⑪*	-	-
	UL1015, PVC Jacket	-	-	-	-	AG-03PMJS-QC8B ⑪*	ASG-03PMJS-QC8B ⑪*

**STRAIGHT**, Overmolded Cable Assembly, Free Cable End, Without Strain Relief, Push Lock, IP68 (Mated)  
 ⑪ Cable Length: (01) 1M ~ (99) 99M<sup>1)</sup>

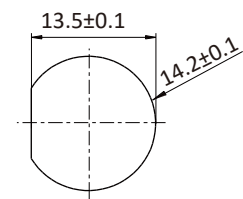
	UL20549, PU Jacket	-	-	-	ASD-03BMFM-QL8B ⑪*	-	-
	UL2517, PVC Jacket (For Data Group)	-	-	-	ASD-03BMFM-QL8C ⑪*	-	-
	UL21388, PVC Jacket (For Data Group)	AD-03BMMM-QL8D ⑪	AD-03BMFM-QL8D ⑪*	ASD-03BMMM-QL8D ⑪*	ASD-03BMFM-QL8D ⑪*	-	-
	UL21996, PVC Jacket	-	-	-	ASD-03BMFM-QL8F ⑪*	-	-
	UL20234, TPU Jacket (For Power Group)	-	-	-	-	AG-03BMJM-QL8G ⑪	ASG-03BMJM-QL8G ⑪*

Field Serviceable/Installable, **STRAIGHT**, Without Strain Relief, Push Lock, IP68 (Mated)  
 Sealing Nut Torque Value: 6 ~ 15 kgf.cm | Recommended Cable O.D.: (Red Seal) 4.0 ~ 6.0mm, (Blue Seal) 6.0 ~ 8.0mm  
 Packing Option: Connector With Contacts

	Solder Type	AD-03BMMG-QL8AP0*	AD-03BMFG-QL8AP0*	ASD-03BMMG-QL8AP0*	ASD-03BMFG-QL8AP0*	AG-03BMJG-QL8APP*	ASG-03BMJG-QL8APP*
	Screw-in Type	AD-03BMMB-QL8AP0	-	ASD-03BMMB-QL8AP0*	ASD-03BMFB-QL8AP0*	AG-03BMJB-QL8APP*	ASG-03BMJB-QL8APP*
	Crimp Type	AD-03BMMA-QL8AP0*	AD-03BMFA-QL8AP0*	ASD-03BMMA-QL8AP0*	ASD-03BMFA-QL8AP0*	AG-03BMJA-QL8APP*	ASG-03BMJA-QL8APP*
	Push-in Type	AD-03BMME-QL8AP0*	AD-03BMFE-QL8AP0*	ASD-03BMME-QL8AP0*	ASD-03BMFE-QL8AP0*	AG-03BMJE-QL8APP*	ASG-03BMJE-QL8APP*

### Panel Cut Out

Circular Flange (D Cut)



No of Contacts	3			
Rated Voltage (AC/DC)	30 ~ 300V		30 ~ 630V	
Nominal Current	5A		16A	
Plastic / Metal	Plastic	Metal	Plastic	Metal
Pin Assignment				
<b>MM:</b> Male Connector Male Contact <b>FF:</b> Female Connector Female Contact <b>MF:</b> Male Connector Female Contact <b>FM:</b> Female Connector Male Contact <b>M/M+F:</b> Male Connector + Male PWR+ Female GND <b>F/F+M:</b> Female Connector + Female PWR + Male GND				

**STRAIGHT-TO-STRAIGHT, Overmolded Double-Ended Cable Assembly, IP68 (Mated)**  
 10 Cable Length: (A05) 0.5M, (001) 1M ~ (099) 99M<sup>1)</sup> | Connector / Contact Gender: **(M)** MM, **(F)** FF, **(B)** FM, **(H)** MF, **(K)** M/M+F, **(Z)** F/F+M



	End1: <b>(H)</b> MF   End2: <b>(H)</b> MF	-	AB-AD03HL-ADHL-QD 10*	-	AB-ASD03HL-ASDHL-QD 10*	-	-
	End1: <b>(M)</b> MM   End2: <b>(H)</b> MF	AB-AD03ML-ADHL-QD 10*	-	AB-ASD03ML-ASDHL-QD 10*	-	-	-
	End1: <b>(M)</b> MM   End2: <b>(M)</b> MM UL20549, PU Jacket	-	-	AB-ASD03ML-ASDML-QB 10*	-	-	-
	End1: <b>(M)</b> MM   End2: <b>(M)</b> MM UL21996, PVC Jacket	-	-	AB-ASD03ML-ASDML-QF 10*	-	-	-
	End1: <b>(K)</b> M/M+F   End2: <b>(K)</b> M/M+F, UL20234, TPU Jacket (For Power Group)	-	-	-	-	AB-AG03KL-AGKL-QG 10*	AB-ASG03KL-ASGKL-QG 10*
	End1: <b>(M)</b> MM   End2: <b>(M)</b> MM UL21388, PVC Jacket	AB-AD03ML-ADML-QD 10	-	AB-ASD03ML-ASDML-QD 10*	-	-	-
	End1: <b>(M)</b> MM   End2: <b>(M)</b> MM UL2517, PVC Jacket	-	-	AB-ASD03ML-ASDML-QC 10*	-	-	-
	End1: <b>(H)</b> MF   End2: <b>(B)</b> FM	-	AB-AD03HL-ADBL-QD 10*	-	AB-ASD03HL-ASDBL-QD 10*	-	-
	End1: <b>(M)</b> MM   End2: <b>(B)</b> FM	AB-AD03ML-ADBL-QD 10*	-	AB-ASD03ML-ASDBL-QD 10*	-	-	-
	End1: <b>(M)</b> MM   End2: <b>(F)</b> FF UL20549, PU Jacket	-	-	AB-ASD03ML-ASDFL-QB 10*	-	-	-
	End1: <b>(M)</b> MM   End2: <b>(F)</b> FF UL21996, PVC Jacket	-	-	AB-ASD03ML-ASDFL-QF 10*	-	-	-
	End1: <b>(K)</b> M/M+F   End2: <b>(Z)</b> F/F+M, UL20234, TPU Jacket (For Power Group)	-	-	-	-	AB-AG03KL-AGZL-QG 10*	AB-ASG03KL-ASGZL-QG 10*
	End1: <b>(M)</b> MM   End2: <b>(F)</b> FF UL21388, PVC Jacket	AB-AD03ML-ADFL-QD 10	-	AB-ASD03ML-ASDFL-QD 10*	-	-	-
	End1: <b>(M)</b> MM   End2: <b>(F)</b> FF UL2517, PVC Jacket	-	-	AB-ASD03ML-ASDFL-QC 10*	-	-	-

**STRAIGHT-TO-RIGHT ANGLE, Overmolded Double-Ended Cable Assembly, Push Lock, IP68 (Mated)**  
 10 Cable Length: (A05) 0.5M, (001) 1M ~ (099) 99M<sup>1)</sup> | Connector / Contact Gender: **(M)** MM, **(F)** FF, **(B)** FM, **(H)** MF, **(K)** M/M+F, **(Z)** F/F+M

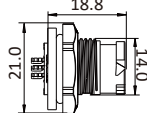
	End1: <b>(H)</b> MF   End2: <b>(B)</b> FM	-	AB-AD03HL-ADBR-QD 10*	-	AB-ASD03HL-ASDBR-QD 10*	-	-
	End1: <b>(M)</b> MM   End2: <b>(B)</b> FM	AB-AD03ML-ADBR-QD 10*	-	AB-ASD03ML-ASDBR-QD 10*	-	-	-
	End1: <b>(M)</b> MM   End2: <b>(F)</b> FF UL20549, PU Jacket	-	-	AB-ASD03ML-ASDFR-QB 10*	-	-	-
	End1: <b>(M)</b> MM   End2: <b>(F)</b> FF UL21996, PVC Jacket	-	-	AB-ASD03ML-ASDFR-QF 10*	-	-	-
	End1: <b>(K)</b> M/M+F   End2: <b>(Z)</b> F/F+M, UL20234, TPU Jacket (For Power Group)	-	-	-	-	AB-AG03KL-AGZR-QG 10*	AB-ASG03KL-ASGZR-QG 10*
	End1: <b>(M)</b> MM   End2: <b>(F)</b> FF UL21388, PVC Jacket	AB-AD03ML-ADFR-QD 10*	-	AB-ASD03ML-ASDFR-QD 10*	-	-	-
	End1: <b>(M)</b> MM   End2: <b>(F)</b> FF UL2517, PVC Jacket	-	-	AB-ASD03ML-ASDFR-QC 10*	-	-	-

\*Upon Request

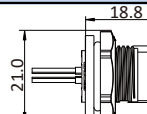
<sup>1)</sup> Standard Lengths: 1M, 2M, 3M, 4M, 5M and 10M. Higher MOQ Might Be Required For Non-Standard Lengths

No of Contacts	4			
Rated Voltage (AC/DC)	30 ~ 300V		30 ~ 630V	
Nominal Current	5A		16A	
Plastic / Metal	Plastic	Metal	Plastic	Metal
Pin Assignment	MM		M/M+F (J)	
<b>MM:</b> Male Connector Male Contact <b>M/M+F (J):</b> Male Connector + Male PWR+ Female GND				

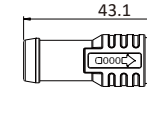
Receptacle, Circular Flange, **FRONT** Fastened Nut, Push Lock, IP68 (Unmated)  
 Nut Torque Value: 4 ~ 6 kgf.cm | Recommended Panel Thickness: (with cap) max. 3.0mm, (without cap) max. 4.0mm

	Solder Type	AD-04 <b>PMMS</b> -QC8001	ASD-04 <b>PMMS</b> -QC8001*	AG-04 <b>PMJS</b> -QC800P*	ASG-04 <b>PMJS</b> -QC800P*
	180° PCB Type	AD-04 <b>PMMP</b> -QC8001	ASD-04 <b>PMMP</b> -QC8001*	AG-04 <b>PMJP</b> -QC800P*	ASG-04 <b>PMJP</b> -QC800P*

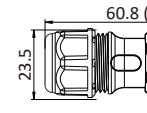
Receptacle With Wires, Circular Flange, **FRONT** Fastened Nut, Push Lock, IP68 (Unmated)  
 ① Wire Length: (10) 100mm ~ (50) 500mm <sup>1)</sup> | Nut Torque Value: 4 ~ 6 kgf.cm  
 Recommended Panel Thickness: (with cap) max. 3.0mm, (without cap) max. 4.0mm

	UL1430, XL-PVC Jacket	AD-04 <b>PMMS</b> -QC8A ①*	ASD-04 <b>PMMS</b> -QC8A ①*	-	-
	UL1015, PVC Jacket	-	-	AG-04 <b>PMJS</b> -QC8B ①*	ASG-04 <b>PMJS</b> -QC8B ①*

**STRAIGHT**, Overmolded Cable Assembly, Free Cable End, Without Strain Relief, Push Lock, IP68 (Mated)  
 ① Cable Length: (01) 1M ~ (99) 99M <sup>1)</sup>

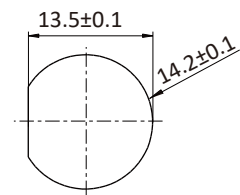
	UL20549, PU Jacket	-	ASD-04 <b>MMMM</b> -QL8B ①*	-	-
	UL2517, PVC Jacket (For Data Group)	-	ASD-04 <b>MMMM</b> -QL8C ①*	-	-
	UL21388, PVC Jacket (For Data Group)	AD-04 <b>MMMM</b> -QL8D ①	ASD-04 <b>MMMM</b> -QL8D ①*	-	-
	UL21996, PVC Jacket	-	ASD-04 <b>MMMM</b> -QL8F ①*	-	-
	UL20234, TPU Jacket (For Power Group)	-	-	AG-04 <b>MJM</b> -QL8G ①*	ASG-04 <b>MJM</b> -QL8G ①*

Field Serviceable/Installable, **STRAIGHT**, Without Strain Relief, Push Lock, IP68 (Mated)  
 Sealing Nut Torque Value: 6 ~ 15 kgf.cm | Recommended Cable O.D.: (Red Seal) 4.0 ~ 6.0mm, (Blue Seal) 6.0 ~ 8.0mm  
 Packing Option: Connector With Contacts

	Solder Type	AD-04 <b>BMMG</b> -QL8AP0*	ASD-04 <b>BMMG</b> -QL8AP0*	AG-04 <b>BMJG</b> -QL8APP*	ASG-04 <b>BMJG</b> -QL8APP*
	Screw-in Type	AD-04 <b>BMMB</b> -QL8AP0	ASD-04 <b>BMMB</b> -QL8AP0*	AG-04 <b>BMJB</b> -QL8APP*	ASG-04 <b>BMJB</b> -QL8APP*
	Crimp Type	AD-04 <b>BMA</b> -QL8AP0*	ASD-04 <b>BMA</b> -QL8AP0*	AG-04 <b>BMJA</b> -QL8APP*	ASG-04 <b>BMJA</b> -QL8APP*
	Push-in Type	AD-04 <b>BME</b> -QL8AP0*	ASD-04 <b>BME</b> -QL8AP0*	AG-04 <b>BMJE</b> -QL8APP*	ASG-04 <b>BMJE</b> -QL8APP*

### Panel Cut Out

Circular Flange (D Cut)



(Unit: mm)

No of Contacts	4			
Rated Voltage (AC/DC)	30 ~ 300V		30 ~ 630V	
Nominal Current	5A		16A	
Plastic / Metal	Plastic	Metal	Plastic	Metal
Pin Assignment <b>MM:</b> Male Connector Male Contact <b>FF:</b> Female Connector Female Contact <b>MF:</b> Male Connector Female Contact <b>FM:</b> Female Connector Male Contact <b>M/M+F:</b> Male Connector + Male PWR+ Female GND, <b>F/F+M:</b> Female Connector + Female PWR + Male GND				

**STRAIGHT-TO-STRAIGHT, Overmolded Double-Ended Cable Assembly, IP68 (Mated)**

⑩ Cable Length: (A05) 0.5M, (001) 1M ~ (099) 99M<sup>1)</sup> | Connector / Contact Gender: **(M)** MM, **(F)** FF, **(B)** FM, **(H)** MF, **(K)** M/M+F, **(Z)** F/F+M

	End1: <b>(M)</b> MM   End2: <b>(H)</b> MF	AB-AD04ML-ADHL-QD ⑩*	AB-ASD04ML-ASDHL-QD ⑩*	-	-
	End1: <b>(M)</b> MM   End2: <b>(M)</b> MM UL20549, PU Jacket	-	AB-ASD04ML-ASDML-QB ⑩*	-	-
	End1: <b>(M)</b> MM   End2: <b>(M)</b> MM UL21996, PVC Jacket	-	AB-ASD04ML-ASDML-QF ⑩*	-	-
	End1: <b>(K)</b> M/M+F   End2: <b>(K)</b> M/M+F UL20234, TPU Jacket (For Power Group)	-	-	AB-AG04KL-AGKL-QG ⑩*	AB-ASG04KL-ASGKL-QG ⑩*
	End1: <b>(M)</b> MM   End2: <b>(M)</b> MM UL21388, PVC Jacket	AB-AD04ML-ADML-QD ⑩	AB-ASD04ML-ASDML-QD ⑩*	-	-
	End1: <b>(M)</b> MM   End2: <b>(M)</b> MM UL2517, PVC Jacket	-	AB-ASD04ML-ASDML-QC ⑩*	-	-
	End1: <b>(M)</b> MM   End2: <b>(B)</b> FM	AB-AD04ML-ADBL-QD ⑩*	AB-ASD04ML-ASDBL-QD ⑩*	-	-
	End1: <b>(M)</b> MM   End2: <b>(F)</b> FF UL20549, PU Jacket	-	AB-ASD04ML-ASDFL-QB ⑩*	-	-
	End1: <b>(M)</b> MM   End2: <b>(F)</b> FF UL21996, PVC Jacket	-	AB-ASD04ML-ASDFL-QF ⑩*	-	-
	End1: <b>(K)</b> M/M+F   End2: <b>(Z)</b> F/F+M UL20234, TPU Jacket (For Power Group)	-	-	AB-AG04KL-AGZL-QG ⑩*	AB-ASG04KL-ASGZL-QG ⑩*
	End1: <b>(M)</b> MM   End2: <b>(F)</b> FF UL21388, PVC Jacket	AB-AD04ML-ADFL-QD ⑩	AB-ASD04ML-ASDFL-QD ⑩*	-	-
	End1: <b>(M)</b> MM   End2: <b>(F)</b> FF UL2517, PVC Jacket	-	AB-ASD04ML-ASDFL-QC ⑩*	-	-




**STRAIGHT-TO-RIGHT ANGLE, Overmolded Double-Ended Cable Assembly, Push Lock, IP68 (Mated)**

⑩ Cable Length: (A05) 0.5M, (001) 1M ~ (099) 99M<sup>1)</sup> | Connector / Contact Gender: **(M)** MM, **(F)** FF, **(B)** FM, **(H)** MF, **(K)** M/M+F, **(Z)** F/F+M

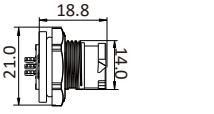
	End1: <b>(M)</b> MM   End2: <b>(B)</b> FM	AB-AD04ML-ADBR-QD ⑩*	AB-ASD04ML-ASDBR-QD ⑩*	-	-
	End1: <b>(M)</b> MM   End2: <b>(F)</b> FF UL20549, PU Jacket	-	AB-ASD04ML-ASDFR-QB ⑩*	-	-
	End1: <b>(M)</b> MM   End2: <b>(F)</b> FF UL21996, PVC Jacket	-	AB-ASD04ML-ASDFR-QF ⑩*	-	-
	End1: <b>(K)</b> M/M+F   End2: <b>(Z)</b> F/F+M UL20234, TPU Jacket (For Power Group)	-	-	AB-AG04KL-AGZR-QG ⑩*	AB-ASG04KL-ASGZR-QG ⑩*
	End1: <b>(M)</b> MM   End2: <b>(F)</b> FF UL21388, PVC Jacket	AB-AD04ML-ADFR-QD ⑩*	AB-ASD04ML-ASDFR-QD ⑩*	-	-
	End1: <b>(M)</b> MM   End2: <b>(F)</b> FF UL2517, PVC Jacket	-	AB-ASD04ML-ASDFR-QC ⑩*	-	-

\*Upon Request

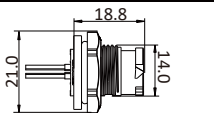
<sup>1)</sup> Standard Lengths: 1M, 2M, 3M, 4M, 5M and 10M. Higher MOQ Might Be Required For Non-Standard Lengths

No of Contacts	5					
Rated Voltage (AC/DC)	30 ~ 300V		30 ~ 630V			
Nominal Current	5A		16A			
Plastic / Metal	Plastic	Metal	Plastic	Metal	Plastic	Metal
Pin Assignment	MM		M/M+F (J)		MM	
MM: Male Connector Male Contact M/M+F (J): Male Connector + Male PWR+ Female GND						

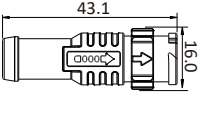
Receptacle, Circular Flange, **FRONT** Fastened Nut, Push Lock, IP68 (Unmated)  
 Nut Torque Value: 4 ~ 6 kgf.cm | Recommended Panel Thickness: (with cap) max. 3.0mm, (without cap) max. 4.0mm

	Solder Type	AD-05PMMS-QC8001	ASD-05PMMS-QC8001*	AG-05PMJS-QC800P	ASG-05PMJS-QC800P*	AG-05PMMS-QC800P	ASG-05PMMS-QC800P*
	180° PCB Type	AD-05PMMP-QC8001	ASD-05PMMP-QC8001*	AG-05PMJP-QC800P*	ASG-05PMJP-QC800P*	AG-05PMMP-QC800P*	ASG-05PMMP-QC800P*

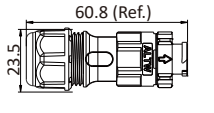
Receptacle With Wires, Circular Flange, **FRONT** Fastened Nut, Push Lock, IP68 (Unmated)  
 ① Wire Length: (10) 100mm ~ (50) 500mm<sup>1)</sup> | Nut Torque Value: 4 ~ 6 kgf.cm  
 Recommended Panel Thickness: (with cap) max. 3.0mm, (without cap) max. 4.0mm

	UL1430, XL-PVC Jacket	AD-05PMMS-QC8A ①*	ASD-05PMMS-QC8A ①	-	-	-	-
	UL1015, PVC Jacket	-	-	AG-05PMJS-QC8B ①*	KAG-05PMJS-QC8B ①*	AG-05PMMS-QC8B ①*	KAG-05PMMS-QC8B ①*

**STRAIGHT**, Overmolded Cable Assembly, Free Cable End, Without Strain Relief, Push Lock, IP68 (Mated)  
 ① Cable Length: (01) 1M ~ (99) 99M<sup>1)</sup>

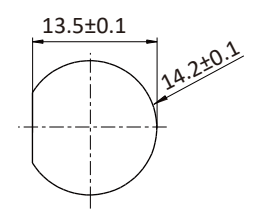
	UL20549, PU Jacket	-	ASD-05BMMM-QL8B ①*	-	-	-	-
	UL2517, PVC Jacket (For Data Group)	-	ASD-05BMMM-QL8C ①*	-	-	-	-
	UL21388, PVC Jacket (For Data Group)	AD-05BMMM-QL8D ①	ASD-05BMMM-QL8D ①*	-	-	-	-
	UL21996, PVC Jacket	-	ASD-05BMMM-QL8F ①*	-	-	-	-
	UL20234, TPU Jacket (For Power Group)	-	-	AG-05BMJM-QL8G ①*	ASG-05BMJM-QL8G ①*	AG-05BMMM-QL8G ①*	ASG-05BMMM-QL8G ①*

Field Serviceable/Installable, **STRAIGHT**, Without Strain Relief, Push Lock, IP68 (Mated)  
 Sealing Nut Torque Value: 6 ~ 15 kgf.cm | Recommended Cable O.D.: (Red Seal) 4.0 ~ 6.0mm, (Blue Seal) 6.0 ~ 8.0mm  
 Packing Option: Connector With Contacts

	Solder Type	AD-05BMMG-QL8AP0*	ASD-05BMMG-QL8AP0*	AG-05BMJG-QL8APP*	ASG-05BMJG-QL8APP*	AG-05BMMG-QL8APP*	ASG-05BMMG-QL8APP*
	Screw-in Type	AD-05BMMB-QL8AP0	ASD-05BMMB-QL8AP0*	AG-05BMJB-QL8APP*	ASG-05BMJB-QL8APP*	AG-05BMMB-QL8APP*	ASG-05BMMB-QL8APP*
	Crimp Type	AD-05BMMA-QL8AP0	ASD-05BMMA-QL8AP0*	AG-05BMJA-QL8APP*	ASG-05BMJA-QL8APP*	AG-05BMMA-QL8APP*	ASG-05BMMA-QL8APP*
	Push-in Type	AD-05BMME-QL8AP0*	ASD-05BMME-QL8AP0*	AG-05BMJE-QL8APP*	ASG-05BMJE-QL8APP*	AG-05BMME-QL8APP*	ASG-05BMME-QL8APP*

### Panel Cut Out

Circular Flange (D Cut)



No of Contacts	5					
Rated Voltage (AC/DC)	30 ~ 300V		30 ~ 630V			
Nominal Current	5A		16A			
Plastic / Metal	Plastic	Metal	Plastic	Metal	Plastic	Metal
Pin Assignment						
<b>MM:</b> Male Connector Male Contact <b>FF:</b> Female Connector Female Contact <b>MF:</b> Male Connector Female Contact <b>FM:</b> Female Connector Male Contact <b>M/M+F:</b> Male Connector + Male PWR+ Female GND, <b>F/F+M:</b> Female Connector + Female PWR+ Male GND						

**STRAIGHT-TO-STRAIGHT, Overmolded Double-Ended Cable Assembly, IP68 (Mated)**  
 10 Cable Length: (A05) 0.5M, (001) 1M ~ (099) 99M<sup>1)</sup> | Connector / Contact Gender: **(M)** MM, **(F)** FF, **(B)** FM, **(H)** MF, **(K)** M/M+F, **(Z)** F/F+M




	End1: <b>(M)</b> MM   End2: <b>(H)</b> MF	AB-AD05ML-ADHL-QD 10*	AB-ASD05ML-ASDHL-QD 10*	-	-	-	-
	End1: <b>(M)</b> MM   End2: <b>(M)</b> MM UL20549, PU Jacket	-	AB-ASD05ML-ASDML-QB 10*	-	-	-	-
	End1: <b>(M)</b> MM   End2: <b>(M)</b> MM UL21996, PVC Jacket	-	AB-ASD05ML-ASDML-QF 10*	-	-	-	-
	End1: <b>(M)</b> MM   End2: <b>(M)</b> MM UL20234, TPU Jacket (For Power Group)	-	-	-	-	AB-AG05ML-AGML-QG 10*	AB-ASG05ML-ASGML-QG 10*
	End1: <b>(K)</b> M/M+F   End2: <b>(K)</b> M/M+F, UL20234, TPU Jacket (For Power Group)	-	-	AB-AG05KL-AGKL-QG 10*	AB-ASG05KL-ASGKL-QG 10*	-	-
	End1: <b>(M)</b> MM   End2: <b>(M)</b> MM UL21388, PVC Jacket	AB-AD05ML-ADML-QD 10	AB-ASD05ML-ASDML-QD 10*	-	-	-	-
	End1: <b>(M)</b> MM   End2: <b>(M)</b> MM UL2517, PVC Jacket	-	AB-ASD05ML-ASDML-QC 10*	-	-	-	-
	End1: <b>(M)</b> MM   End2: <b>(B)</b> FM	AB-AD05ML-ADBL-QD 10*	AB-ASD05ML-ASDBL-QD 10*	-	-	-	-
	End1: <b>(M)</b> MM   End2: <b>(F)</b> FF UL20549, PU Jacket	-	AB-ASD05ML-ASDFL-QB 10*	-	-	-	-
	End1: <b>(M)</b> MM   End2: <b>(F)</b> FF UL21996, PVC Jacket	-	AB-ASD05ML-ASDFL-QF 10*	-	-	-	-
	End1: <b>(M)</b> MM   End2: <b>(F)</b> FF UL20234, TPU Jacket (For Power Group)	-	-	-	-	AB-AG05ML-AGFL-QG 10*	AB-ASG05ML-ASGFL-QG 10*
	End1: <b>(K)</b> M/M+F   End2: <b>(Z)</b> F/F+M, UL20234, TPU Jacket (For Power Group)	-	-	AB-AG05KL-AGZL-QG 10*	AB-ASG05KL-ASGZL-QG 10*	-	-
	End1: <b>(M)</b> MM   End2: <b>(F)</b> FF UL21388, PVC Jacket	AB-AD05ML-ADFL-QD 10	AB-ASD05ML-ASDFL-QD 10*	-	-	-	-
	End1: <b>(M)</b> MM   End2: <b>(F)</b> FF UL2517, PVC Jacket	-	AB-ASD05ML-ASDFL-QC 10*	-	-	-	-

**STRAIGHT-TO-RIGHT ANGLE, Overmolded Double-Ended Cable Assembly, Push Lock, IP68 (Mated)**  
 10 Cable Length: (A05) 0.5M, (001) 1M ~ (099) 99M<sup>1)</sup> | Connector / Contact Gender: **(M)** MM, **(F)** FF, **(B)** FM, **(H)** MF, **(K)** M/M+F, **(Z)** F/F+M

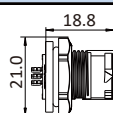
	End1: <b>(M)</b> MM   End2: <b>(B)</b> FM	AB-AD05ML-ADBR-QD 10*	AB-ASD05ML-ASDBR-QD 10*	-	-	-	-
	End1: <b>(M)</b> MM   End2: <b>(F)</b> FF UL20549, PU Jacket	-	AB-ASD05ML-ASDFR-QB 10*	-	-	-	-
	End1: <b>(M)</b> MM   End2: <b>(F)</b> FF UL21996, PVC Jacket	-	AB-ASD05ML-ASDFR-QF 10*	-	-	-	-
	End1: <b>(M)</b> MM   End2: <b>(F)</b> FF UL20234, TPU Jacket (For Power Group)	-	-	-	-	AB-AG05ML-AGFR-QG 10*	AB-ASG05ML-ASGFR-QG 10*
	End1: <b>(K)</b> M/M+F   End2: <b>(Z)</b> F/F+M, UL20234, TPU Jacket (For Power Group)	-	-	AB-AG05KL-AGZR-QG 10*	AB-ASG05KL-ASGZR-QG 10*	-	-
	End1: <b>(M)</b> MM   End2: <b>(F)</b> FF UL21388, PVC Jacket	AB-AD05ML-ADFR-QD 10*	AB-ASD05ML-ASDFR-QD 10*	-	-	-	-
	End1: <b>(M)</b> MM   End2: <b>(F)</b> FF UL2517, PVC Jacket	-	AB-ASD05ML-ASDFR-QC 10*	-	-	-	-

\*Upon Request

<sup>1)</sup> Standard Lengths: 1M, 2M, 3M, 4M, 5M and 10M. Higher MOQ Might Be Required For Non-Standard Lengths

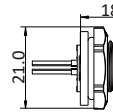
No of Contacts	6		8		
Rated Voltage (AC/DC)	30 ~ 300V		30 ~ 300V		
Nominal Current	2A		0.5A	2A	
Plastic / Metal	Plastic	Metal	Metal	Plastic	Metal
Pin Assignment	MM		MM	MM	
MM: Male Connector Male Contact					

Receptacle, Circular Flange, **FRONT** Fastened Nut, Push Lock, IP68 (Unmated)  
 Nut Torque Value: 4 ~ 6 kgf.cm | Recommended Panel Thickness: (with cap) max. 3.0mm, (without cap) max. 4.0mm

	Solder Type	AU-06PMMS-QC8001	ASU-06PMMS-QC8001*	ASY-A08PMMS-QC8001*	AU-08PMMS-QC8001	ASU-08PMMS-QC8001*
	180° PCB Type	AU-06PMMP-QC8001	ASU-06PMMP-QC8001*	ASY-A08PMMP-QC8001	AU-08PMMP-QC8001	ASU-08PMMP-QC8001*

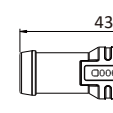
Receptacle With Wires, Circular Flange, **FRONT** Fastened Nut, Push Lock, IP68 (Unmated)

**11** Wire Length: (10) 100mm ~ (50) 500mm <sup>1)</sup> | Nut Torque Value: 4 ~ 6 kgf.cm  
 Recommended Panel Thickness: (with cap) max. 3.0mm, (without cap) max. 4.0mm

	UL1430, XL-PVC Jacket	AU-06PMMS-QC8A <b>11</b> *	ASU-06PMMS-QC8A <b>11</b> *	-	AU-08PMMS-QC8A <b>11</b> *	ASU-08PMMS-QC8A <b>11</b>
--	-----------------------	----------------------------	-----------------------------	---	----------------------------	---------------------------

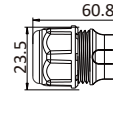
**STRAIGHT**, Overmolded Cable Assembly, Free Cable End, Without Strain Relief, Push Lock, IP68 (Mated)

**11** Cable Length: (01) 1M ~ (99) 99M <sup>1)</sup>

	UL20549, PU Jacket	-	ASU-06BMMM-QL8B <b>11</b> *	-	-	ASU-08BMMM-QL8B <b>11</b> *
	UL2517, PVC Jacket (For Data Group)	-	ASU-06BMMM-QL8C <b>11</b> *	-	-	ASU-08BMMM-QL8C <b>11</b> *
	UL21388, PVC Jacket (For Data Group)	AU-06BMMM-QL8D <b>11</b>	ASU-06BMMM-QL8D <b>11</b> *	-	AU-08BMMM-QL8D <b>11</b>	ASU-08BMMM-QL8D <b>11</b> *
	UL21996, PVC Jacket	-	ASU-06BMMM-QL8F <b>11</b> *	-	-	ASU-08BMMM-QL8F <b>11</b> *
	Cat. 6A, TPU Jacket	-	-	ASY-08BMMM-QL8J <b>11</b> *	-	-
	UTP Cat. 5e, PVC Jacket	-	-	-	AU-08BMMM-QL8H <b>11</b> *	-

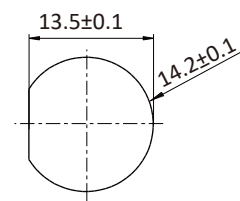
Field Serviceable/Installable, **STRAIGHT**, Without Strain Relief, Push Lock, IP68 (Mated)

Sealing Nut Torque Value: 6 ~ 15 kgf.cm | Recommended Cable O.D.: (Red Seal) 4.0 ~ 6.0mm, (Blue Seal) 6.0 ~ 8.0mm  
 Packing Option: Connector With Contacts

	Solder Type	AU-06BMMG-QL8AP0*	ASU-06BMMG-QL8AP0*	-	AU-08BMMG-QL8AP0*	ASU-08BMMG-QL8AP0*
	Screw-in Type	AU-06BMMB-QL8AP0	ASU-06BMMB-QL8AP0*	-	AU-08BMMB-QL8AP0	ASU-08BMMB-QL8AP0*
	Crimp Type	AU-06BMMMA-QL8AP0*	ASU-06BMMMA-QL8AP0*	-	AU-08BMMMA-QL8AP0	ASU-08BMMMA-QL8AP0*

### Panel Cut Out

Circular Flange (D Cut)



No of Contacts	6		8		
Rated Voltage (AC/DC)	30 ~ 300V		30 ~ 300V		
Nominal Current	2A		0.5A	2A	
Plastic / Metal	Plastic	Metal	Metal	Plastic	Metal
Pin Assignment					
<b>MM:</b> Male Connector Male Contact <b>FF:</b> Female Connector Female Contact					

**STRAIGHT-TO-STRAIGHT, Overmolded Double-Ended Cable Assembly, IP68 (Mated)**  
 10 Cable Length: (A05) 0.5M, (001) 1M ~ (099) 99M<sup>1)</sup> | Connector / Contact Gender: **(M)** MM, **(F)** FF

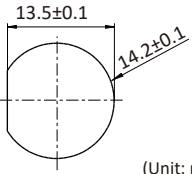



	End1: <b>(M)</b> MM   End2: <b>(M)</b> MM (UTP Cat. 5e, PVC Jacket)	-	-	-	AB-AU08ML-AUML-QH 10 *	-
	End1: <b>(M)</b> MM   End2: <b>(M)</b> MM (Cat. 6A, TPU Jacket)	-	-	AB-ASYA08ML-ASYML-QJ 10 *	-	-
	End1: <b>(M)</b> MM   End2: <b>(M)</b> MM UL20549, PU Jacket	-	AB-ASU06ML-ASUML-QB 10 *	-	-	AB-ASU08ML-ASUML-QB 10 *
	End1: <b>(M)</b> MM   End2: <b>(M)</b> MM UL21996, PVC Jacket	-	AB-ASU06ML-ASUML-QF 10 *	-	-	AB-ASU08ML-ASUML-QF 10 *
	End1: <b>(M)</b> MM   End2: <b>(M)</b> MM UL21388, PVC Jacket	AB-AU06ML-AUML-QD 10 *	AB-ASU06ML-ASUML-QD 10 *	-	AB-AU08ML-AUML-QD 10	AB-ASU08ML-ASUML-QD 10 *
	End1: <b>(M)</b> MM   End2: <b>(M)</b> MM UL2517, PVC Jacket	-	AB-ASU06ML-ASUML-QC 10 *	-	-	AB-ASU08ML-ASUML-QC 10 *
	End1: <b>(M)</b> MM   End2: <b>(F)</b> FF UL20549, PU Jacket	-	AB-ASU06ML-ASUFL-QB 10 *	-	-	AB-ASU08ML-ASUFL-QB 10 *
	End1: <b>(M)</b> MM   End2: <b>(F)</b> FF UL21996, PVC Jacket	-	AB-ASU06ML-ASUFL-QF 10 *	-	-	AB-ASU08ML-ASUFL-QF 10 *
	End1: <b>(M)</b> MM   End2: <b>(F)</b> FF UL21388, PVC Jacket	AB-AU06ML-AUFL-QD 10	AB-ASU06ML-ASUFL-QD 10 *	-	AB-AU08ML-AUFL-QD 10	AB-ASU08ML-ASUFL-QD 10 *
	End1: <b>(M)</b> MM   End2: <b>(F)</b> FF UL2517, PVC Jacket	-	AB-ASU06ML-ASUFL-QC 10 *	-	-	AB-ASU08ML-ASUFL-QC 10 *
	End1: <b>(M)</b> MM   End2: <b>(F)</b> FF (UTP Cat. 5e, PVC Jacket)	-	-	-	AB-AU08ML-AUFL-QH 10 *	-
	End1: <b>(M)</b> MM   End2: <b>(F)</b> FF (Cat. 6A, TPU Jacket)	-	-	AB-ASYA08ML-ASYFL-QJ 10 *	-	-
	Male Conn Male Contact to RJ45 Plug (Cat 5e)	-	-	-	AB-AU08ML-UPBML-QH 10	-
	Male Conn Male Contact to RJ45 Plug (Cat 6A)	-	-	AB-ASYA08ML-SPBML-QJ 10 *	-	-

**STRAIGHT-TO-RIGHT ANGLE, Overmolded Double-Ended Cable Assembly, Push Lock, IP68 (Mated)**  
 10 Cable Length: (A05) 0.5M, (001) 1M ~ (099) 99M<sup>1)</sup> | Connector / Contact Gender: **(M)** MM, **(F)** FF

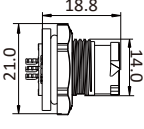
	End1: <b>(M)</b> MM   End2: <b>(F)</b> FF UL20549, PU Jacket	-	AB-ASU06ML-ASUFR-QB 10 *	-	-	AB-ASU08ML-ASUFR-QB 10 *
	End1: <b>(M)</b> MM   End2: <b>(F)</b> FF UL21996, PVC Jacket	-	AB-ASU06ML-ASUFR-QF 10 *	-	-	AB-ASU08ML-ASUFR-QF 10 *
	End1: <b>(M)</b> MM   End2: <b>(F)</b> FF UL21388, PVC Jacket	AB-AU06ML-AUFR-QD 10 *	AB-ASU06ML-ASUFR-QD 10 *	-	AB-AU08ML-AUFR-QD 10	AB-ASU08ML-ASUFR-QD 10 *
	End1: <b>(M)</b> MM   End2: <b>(F)</b> FF UL2517, PVC Jacket	-	AB-ASU06ML-ASUFR-QC 10 *	-	-	AB-ASU08ML-ASUFR-QC 10 *
	End1: <b>(M)</b> MM   End2: <b>(F)</b> FF (UTP Cat. 5e, PVC Jacket)	-	-	-	AB-AU08ML-AUFR-QH 10 *	-
	End1: <b>(M)</b> MM   End2: <b>(F)</b> FF (Cat. 6A, TPU Jacket)	-	-	AB-ASYA08ML-ASYFR-QJ 10 *	-	-

\*Upon Request

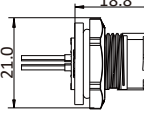
<sup>1)</sup> Standard Lengths: 1M, 2M, 3M, 4M, 5M and 10M. Higher MOQ Might Be Required For Non-Standard Lengths

No of Contacts	<b>Panel Cut Out</b> Circular Flange (D Cut) 	10		12		17	
Rated Voltage (AC/DC)		30		30		30	
Nominal Current		1.5A		1.5A		1.5A	
Plastic / Metal		Plastic	Metal	Plastic	Metal	Plastic	Metal
Pin Assignment		MM		MM		MM	
MM : Male Connector Male Contact FF : Female Connector Female Contact							

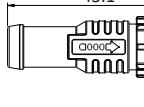
Receptacle, Circular Flange, **FRONT** Fastened Nut, Push Lock, IP68 (Unmated)  
 Nut Torque Value: 4 ~ 6 kgf.cm | Recommended Panel Thickness: (with cap) max. 3.0mm, (without cap) max. 4.0mm

	Solder Type	AZ-10 <b>PMMS</b> -QC8001*	ASZ-10 <b>PMMS</b> -QC8001*	AZ-12 <b>PMMS</b> -QC8001	ASZ-12 <b>PMMS</b> -QC8001*	AZ-17 <b>PMMS</b> -QC8001*	ASZ-17 <b>PMMS</b> -QC8001*
	180° PCB Type	AZ-10 <b>PMMP</b> -QC8001*	ASZ-10 <b>PMMP</b> -QC8001*	AZ-12 <b>PMMP</b> -QC8001*	ASZ-12 <b>PMMP</b> -QC8001*	AZ-17 <b>PMMP</b> -QC8001*	ASZ-17 <b>PMMP</b> -QC8001*

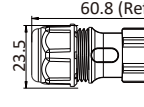
Receptacle With Wires, Circular Flange, **FRONT** Fastened Nut, Push Lock, IP68 (Unmated)  
 ⑪ Wire Length: (10) 100mm ~ (50) 500mm<sup>1)</sup> | Nut Torque Value: 4 ~ 6 kgf.cm | Recommended Panel Thickness: (with cap) max. 3.0mm, (without cap) max. 4.0mm

	UL1430, XL-PVC Jacket	AZ-10 <b>PMMS</b> -QC8A⑪*	ASZ-10 <b>PMMS</b> -QC8A⑪*	AZ-12 <b>PMMS</b> -QC8A⑪*	ASZ-12 <b>PMMS</b> -QC8A⑪*	AZ-17 <b>PMMS</b> -QC8A⑪*	ASZ-17 <b>PMMS</b> -QC8A⑪*
	UL1061, SR-PVC Jacket	-	-	-	ASZ-12 <b>PMMS</b> -QC8C⑪	-	ASZ-17 <b>PMMS</b> -QC8C⑪

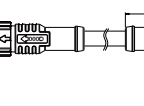
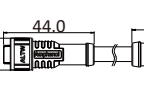
**STRAIGHT**, Overmolded Cable Assembly, Free Cable End, Without Strain Relief, Push Lock, IP68 (Mated)  
 ⑪ Cable Length: (01) 1M ~ (99) 99M<sup>1)</sup>

	UL21388, PVC Jacket (For Data Group)	AZ-10 <b>MMMM</b> -QL8D⑪*	ASZ-10 <b>MMMM</b> -QL8D⑪*	AZ-12 <b>MMMM</b> -QL8D⑪*	ASZ-12 <b>MMMM</b> -QL8D⑪*	AZ-17 <b>MMMM</b> -QL8D⑪*	ASZ-17 <b>MMMM</b> -QL8D⑪*
	UL2517, PVC Jacket (For Data Group)	AZ-10 <b>MMMM</b> -QL8C⑪*	ASZ-10 <b>MMMM</b> -QL8C⑪*	AZ-12 <b>MMMM</b> -QL8C⑪*	ASZ-12 <b>MMMM</b> -QL8C⑪*	AZ-17 <b>MMMM</b> -QL8C⑪	ASZ-17 <b>MMMM</b> -QL8C⑪*

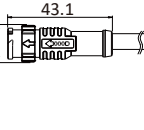
Field Serviceable/Installable, **STRAIGHT**, Without Strain Relief, Push Lock, IP68 (Mated)  
 Sealing Nut Torque Value: 6 ~ 15 kgf.cm | Recommended Cable O.D.: (Red Seal) 4.0 ~ 6.0mm, (Blue Seal) 6.0 ~ 8.0mm  
 Packing Option: Connector With Contacts

	Solder Type	AZ-10 <b>MMG</b> -QL8AP0*	ASZ-10 <b>MMG</b> -QL8AP0*	AZ-12 <b>MMG</b> -QL8AP0*	ASZ-12 <b>MMG</b> -QL8AP0*	AZ-17 <b>MMG</b> -QL8AP0*	ASZ-17 <b>MMG</b> -QL8AP0*
--	-------------	---------------------------	----------------------------	---------------------------	----------------------------	---------------------------	----------------------------

**STRAIGHT-TO-STRAIGHT**, Overmolded Double-Ended Cable Assembly, IP68 (Mated)  
 ⑩ Cable Length: (A05) 0.5M, (001) 1M ~ (099) 99M<sup>1)</sup> | Connector / Contact Gender: (M) MM, (F) FF

	End1: (M) MM   End2: (M) MM, UL21388, PVC Jacket	AB-AZ10 <b>ML</b> -AZ <b>ML</b> -QD⑩*	AB-ASZ10 <b>ML</b> -ASZ <b>ML</b> -QD⑩*	AB-AZ12 <b>ML</b> -AZ <b>ML</b> -QD⑩*	AB-ASZ12 <b>ML</b> -ASZ <b>ML</b> -QD⑩*	AB-AZ17 <b>ML</b> -AZ <b>ML</b> -QD⑩*	AB-ASZ17 <b>ML</b> -ASZ <b>ML</b> -QD⑩*
	End1: (M) MM   End2: (M) MM, UL2517, PVC Jacket	AB-AZ10 <b>ML</b> -AZ <b>ML</b> -QC⑩*	AB-ASZ10 <b>ML</b> -ASZ <b>ML</b> -QC⑩*	AB-AZ12 <b>ML</b> -AZ <b>ML</b> -QC⑩*	AB-ASZ12 <b>ML</b> -ASZ <b>ML</b> -QC⑩*	AB-AZ17 <b>ML</b> -AZ <b>ML</b> -QC⑩	AB-ASZ17 <b>ML</b> -ASZ <b>ML</b> -QC⑩*
	End1: (M) MM   End2: (F) FF, UL21388, PVC Jacket	AB-AZ10 <b>ML</b> -AZ <b>FL</b> -QD⑩*	AB-ASZ10 <b>ML</b> -ASZ <b>FL</b> -QD⑩*	AB-AZ12 <b>ML</b> -AZ <b>FL</b> -QD⑩*	AB-ASZ12 <b>ML</b> -ASZ <b>FL</b> -QD⑩*	AB-AZ17 <b>ML</b> -AZ <b>FL</b> -QD⑩*	AB-ASZ17 <b>ML</b> -ASZ <b>FL</b> -QD⑩*
	End1: (M) MM   End2: (F) FF, UL2517, PVC Jacket	AB-AZ10 <b>ML</b> -AZ <b>FL</b> -QC⑩*	AB-ASZ10 <b>ML</b> -ASZ <b>FL</b> -QC⑩*	AB-AZ12 <b>ML</b> -AZ <b>FL</b> -QC⑩*	AB-ASZ12 <b>ML</b> -ASZ <b>FL</b> -QC⑩*	AB-AZ17 <b>ML</b> -AZ <b>FL</b> -QC⑩*	AB-ASZ17 <b>ML</b> -ASZ <b>FL</b> -QC⑩*

**STRAIGHT-TO-RIGHT ANGLE**, Overmolded Double-Ended Cable Assembly, Push Lock, IP68 (Mated)  
 ⑩ Cable Length: (A05) 0.5M, (001) 1M ~ (099) 99M<sup>1)</sup> | Connector / Contact Gender: (M) MM, (F) FF

	End1: (M) MM   End2: (F) FF, UL21388, PVC Jacket	AB-AZ10 <b>ML</b> -AZ <b>FR</b> -QD⑩*	AB-ASZ10 <b>ML</b> -ASZ <b>FR</b> -QD⑩*	AB-AZ12 <b>ML</b> -AZ <b>FR</b> -QD⑩*	AB-ASZ12 <b>ML</b> -ASZ <b>FR</b> -QD⑩*	AB-AZ17 <b>ML</b> -AZ <b>FR</b> -QD⑩*	AB-ASZ17 <b>ML</b> -ASZ <b>FR</b> -QD⑩*
	End1: (M) MM   End2: (F) FF, UL2517, PVC Jacket	AB-AZ10 <b>ML</b> -AZ <b>FR</b> -QC⑩*	AB-ASZ10 <b>ML</b> -ASZ <b>FR</b> -QC⑩*	AB-AZ12 <b>ML</b> -AZ <b>FR</b> -QC⑩*	AB-ASZ12 <b>ML</b> -ASZ <b>FR</b> -QC⑩*	AB-AZ17 <b>ML</b> -AZ <b>FR</b> -QC⑩*	AB-ASZ17 <b>ML</b> -ASZ <b>FR</b> -QC⑩*

No of Contacts	18		24	
Rated Voltage (AC/DC)	50V		50V	
Nominal Current	0.5A		0.5A	
Plastic / Metal	Plastic	Metal	Plastic	Metal
Pin Assignment	MM		MM	
<b>MM</b> : Male Connector Male Contact <b>FF</b> : Female Connector Female Contact				

Receptacle, Circular Flange, **FRONT** Fastened Nut, Push Lock, IP68 (Unmated)  
Nut Torque Value: 4 ~ 6 kgf.cm | Recommended Panel Thickness: (with cap) max. 3.0mm, (without cap) max. 4.0mm

	Solder Type	AY-18P <b>MM</b> S-QC8001*	ASY-18P <b>MM</b> S-QC8001*	AY-24P <b>MM</b> S-QC8001*	ASY-24P <b>MM</b> S-QC8001*
	180° PCB Type	AY-18P <b>MM</b> P-QC8001*	ASY-18P <b>MM</b> P-QC8001*	AY-24P <b>MM</b> P-QC8001*	ASY-24P <b>MM</b> P-QC8001*

Receptacle With Wires, Circular Flange, **FRONT** Fastened Nut, Push Lock, IP68 (Unmated)  
**11** Wire Length: (10) 100mm ~ (50) 500mm<sup>1)</sup> | Nut Torque Value: 4 ~ 6 kgf.cm | Recommended Panel Thickness: (with cap) max. 3.0mm, (without cap) max. 4.0mm

	UL1430, XL-PVC Jacket	AY-18P <b>MM</b> S-QC8A <b>11</b> *	ASY-18P <b>MM</b> S-QC8A <b>11</b> *	AY-24P <b>MM</b> S-QC8A <b>11</b> *	ASY-24P <b>MM</b> S-QC8A <b>11</b> *
--	-----------------------	-------------------------------------	--------------------------------------	-------------------------------------	--------------------------------------

**STRAIGHT**, Overmolded Cable Assembly, Free Cable End, Without Strain Relief, Push Lock, IP68 (Mated)  
**11** Cable Length: (01) 1M ~ (99) 99M<sup>1)</sup>

	UL2517, PVC Jacket (For Data Group)	AY-18B <b>MM</b> M-QL8D <b>11</b> *	ASY-18B <b>MM</b> M-QL8D <b>11</b> *	AY-24B <b>MM</b> M-QL8D <b>11</b> *	ASY-24B <b>MM</b> M-QL8D <b>11</b> *
--	--	-------------------------------------	--------------------------------------	-------------------------------------	--------------------------------------

Field Serviceable/Installable, **STRAIGHT**, Without Strain Relief, Push Lock, IP68 (Mated)  
Sealing Nut Torque Value: 6 ~ 15 kgf.cm | Recommended Cable O.D.: (Red Seal) 4.0 ~ 6.0mm, (Blue Seal) 6.0 ~ 8.0mm  
Packing Option: Connector With Contacts

	Solder Type	AY-18B <b>MM</b> G-QL8AP0 *	ASY-18B <b>MM</b> G-QL8AP0 *	AY-24B <b>MM</b> G-QL8AP0 *	ASY-24B <b>MM</b> G-QL8AP0 *
--	-------------	-----------------------------	------------------------------	-----------------------------	------------------------------

**STRAIGHT-TO-STRAIGHT**, Overmolded Double-Ended Cable Assembly, IP68 (Mated)  
**10** Cable Length: (A05) 0.5M, (001) 1M ~ (099) 99M<sup>1)</sup> | Connector / Contact Gender: **(M)** MM, **(F)** FF

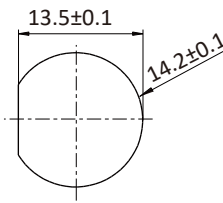
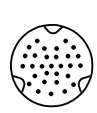
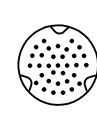
	End1: <b>(M)</b> MM   End2: <b>(M)</b> MM UL21388, PVC Jacket	AB-AY18 <b>ML</b> -AY <b>ML</b> -QD <b>10</b> *	AB-ASY18 <b>ML</b> -ASY <b>ML</b> -QD <b>10</b> *	AB-AY24 <b>ML</b> -AY <b>ML</b> -QD <b>10</b> *	AB-ASY24 <b>ML</b> -ASY <b>ML</b> -QD <b>10</b> *
	End1: <b>(M)</b> MM   End2: <b>(F)</b> FF UL21388, PVC Jacket	AB-AY18 <b>ML</b> -AY <b>FL</b> -QD <b>10</b> *	AB-ASY18 <b>ML</b> -ASY <b>FL</b> -QD <b>10</b> *	AB-AY24 <b>ML</b> -AY <b>FL</b> -QD <b>10</b> *	AB-ASY24 <b>ML</b> -ASY <b>FL</b> -QD <b>10</b> *

**STRAIGHT -TO- RIGHT ANGLE** , Overmolded Double-Ended Cable Assembly, Push Lock, IP68 (Mated)  
**10** Cable Length: (A05) 0.5M, (001) 1M ~ (099) 99M<sup>1)</sup> | Connector / Contact Gender: **(M)** MM, **(F)** FF

	End1: <b>(M)</b> MM   End2: <b>(F)</b> FF UL21388, PVC Jacket	AB-AY18 <b>ML</b> -AY <b>FR</b> -QD <b>10</b> *	AB-ASY18 <b>ML</b> -ASY <b>FR</b> -QD <b>10</b> *	AB-AY24 <b>ML</b> -AY <b>FR</b> -QD <b>10</b> *	AB-ASY24 <b>ML</b> -ASY <b>FR</b> -QD <b>10</b> *
--	--	---	---	---	---

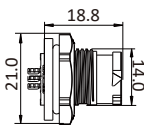
\*Upon Request

<sup>1)</sup> Standard Lengths: 1M, 2M, 3M, 4M, 5M and 10M. Higher MOQ Might Be Required For Non-Standard Lengths

No of Contacts	<b>Panel Cut Out</b> Circular Flange (D Cut)  (Unit: mm)	30		33	
Rated Voltage (AC/DC)		50V		50V	
Nominal Current		0.5A		0.5A	
Plastic / Metal		Plastic	Metal	Plastic	Metal
Pin Assignment		MM		MM	
MM : Male Connector Male Contact FF : Female Connector Female Contact					

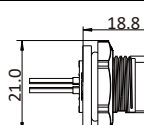
Receptacle, Circular Flange, **FRONT** Fastened Nut, Push Lock, IP68 (Unmated)

Nut Torque Value: 4 ~ 6 kgf.cm | Recommended Panel Thickness: (with cap) max. 3.0mm, (without cap) max. 4.0mm

	Solder Type	AY-30P <b>MM S</b> -QC8001 *	ASY-30P <b>MM S</b> -QC8001 *	AY-33P <b>MM S</b> -QC8001 *	ASY-33P <b>MM S</b> -QC8001 *
	180° PCB Type	AY-30P <b>MM P</b> -QC8001 *	ASY-30P <b>MM P</b> -QC8001 *	AY-33P <b>MM P</b> -QC8001 *	ASY-33P <b>MM P</b> -QC8001 *

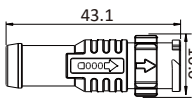
Receptacle With Wires, Circular Flange, **FRONT** Fastened Nut, Push Lock, IP68 (Unmated)

⑪ Wire Length: (10) 100mm ~ (50) 500mm<sup>1)</sup> | Nut Torque Value: 4 ~ 6 kgf.cm | Recommended Panel Thickness: (with cap) max. 3.0mm, (without cap) max. 4.0mm

	UL1430, XL-PVC Jacket	AY-30P <b>MM S</b> -QC8A ⑪ *	ASY-30P <b>MM S</b> -QC8A ⑪ *	AY-33P <b>MM S</b> -QC8A ⑪ *	ASY-33P <b>MM S</b> -QC8A ⑪ *

**STRAIGHT**, Overmolded Cable Assembly, Free Cable End, Without Strain Relief, Push Lock, IP68 (Mated)

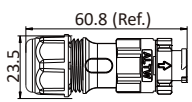
⑪ Cable Length: (01) 1M ~ (99) 99M<sup>1)</sup>

	UL2517, PVC Jacket (For Data Group)	AY-30B <b>MMM</b> -QL8D ⑪ *	ASY-30B <b>MMM</b> -QL8D ⑪ *	AY-33B <b>MMM</b> -QL8D ⑪ *	ASY-33B <b>MMM</b> -QL8D ⑪ *

Field Serviceable/Installable, **STRAIGHT**, Without Strain Relief, Push Lock, IP68 (Mated)

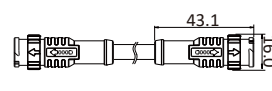
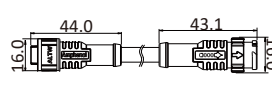
Sealing Nut Torque Value: 6 ~ 15 kgf.cm | Recommended Cable O.D.: (Red Seal) 4.0 ~ 6.0mm, (Blue Seal) 6.0 ~ 8.0mm

Packing Option: Connector With Contacts

	Solder Type	AY-30B <b>MM G</b> -QL8AP0 *	ASY-30B <b>MM G</b> -QL8AP0 *	AY-33B <b>MM G</b> -QL8AP0 *	ASY-33B <b>MM G</b> -QL8AP0 *

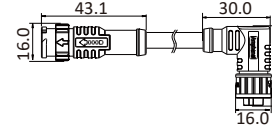
**STRAIGHT -TO- STRAIGHT**, Overmolded Double-Ended Cable Assembly, IP68 (Mated)



⑩ Cable Length: (A05) 0.5M, (001) 1M ~ (099) 99M<sup>1)</sup> | Connector/Contact Gender: **(M)** MM, **(F)** FF

	End1: <b>(M)</b> MM   End2: <b>(M)</b> MM UL21388, PVC Jacket	AB-AY30 <b>ML</b> -AY <b>ML</b> -QD ⑩ *	AB-ASY30 <b>ML</b> -ASY <b>ML</b> -QD ⑩ *	AB-AY33 <b>ML</b> -AY <b>ML</b> -QD ⑩ *	AB-ASY33 <b>ML</b> -ASY <b>ML</b> -QD ⑩ *
		End1: <b>(M)</b> MM   End2: <b>(F)</b> FF UL21388, PVC Jacket	AB-AY30 <b>ML</b> -AY <b>FL</b> -QD ⑩ *	AB-ASY30 <b>ML</b> -ASY <b>FL</b> -QD ⑩ *	AB-AY33 <b>ML</b> -AY <b>FL</b> -QD ⑩ *

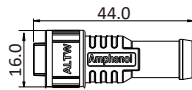
**STRAIGHT -TO- RIGHT ANGLE**, Overmolded Double-Ended Cable Assembly, Push Lock, IP68 (Mated)

⑩ Cable Length: (A05) 0.5M, (001) 1M ~ (099) 99M<sup>1)</sup> | Connector/Contact Gender: **(M)** MM, **(F)** FF

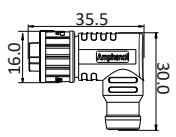
	End1: <b>(M)</b> MM   End2: <b>(F)</b> FF UL21388, PVC Jacket	AB-AY30 <b>ML</b> -AY <b>FR</b> -QD ⑩ *	AB-ASY30 <b>ML</b> -ASY <b>FR</b> -QD ⑩ *	AB-AY33 <b>ML</b> -AY <b>FR</b> -QD ⑩ *	AB-ASY33 <b>ML</b> -ASY <b>FR</b> -QD ⑩ *

No of Contacts	2			
Rated Voltage (AC/DC)	30 ~ 300V			
Nominal Current	5A			
Plastic / Metal	Plastic		Metal	
Pin Assignment	FF	FM	FF	FM
FF: Female Connector Female Contact FM: Female Connector Male Contact				

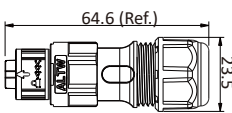
**STRAIGHT**, Overmolded Cable Assembly, Free Cable End, Without Strain Relief, Push Lock, IP68 (Mated)  
 ① Cable Length: (01) 1M ~ (99) 99M<sup>1)</sup>

	UL20549, PU Jacket	-	-	ASD-02BFFM-QL8B ①*	-
	UL2517, PVC Jacket	-	-	ASD-02BFFM-QL8C ①*	-
	UL21388, PVC Jacket	AD-02BFFM-QL8D ①	AD-02BFMM-QL8D ①*	ASD-02BFFM-QL8D ①*	ASD-03BFMM-QL8D ①*
	UL21996, PVC Jacket	-	-	ASD-02BFFM-QL8F ①*	-
	IEC61156-12, PUR Jacket	AD-02BFFM-QL8P ①	-	ASD-02BFFM-QL8P ①	-

**RIGHT ANGLE**, Overmolded Cable Assembly, Free Cable End, Without Strain Relief, Push Lock, IP68 (Mated)  
 ① Cable Length: (01) 1M ~ (99) 99M<sup>1)</sup>

	UL20549, PU Jacket	-	-	ASD-02BFFM-QR8B ①*	-
	UL2517, PVC Jacket	-	-	ASD-02BFFM-QR8C ①*	-
	UL21388, PVC Jacket	AD-02BFFM-QR8D ①*	AD-02BFMM-QR8D ①*	ASD-02BFFM-QR8D ①*	ASD-02BFMM-QR8D ①*
	UL21996, PVC Jacket	-	-	ASD-02BFFM-QR8F ①*	-

Field Serviceable/Installable, **STRAIGHT**, Without Strain Relief, Push Lock, IP68 (Mated)  
 Sealing Nut Torque Value: 6 ~ 15 kgf.cm | Recommended Cable O.D.: (Red Seal) 4.0 ~ 6.0mm, (Blue Seal) 6.0 ~ 8.0mm  
 Packing Option: Connector With Contacts

	Solder Type	AD-02BFFG-QL8AP0*	AD-02BFMG-QL8AP0*	ASD-02BFFG-QL8AP0*	ASD-02BFMG-QL8AP0*
	Screw-in Type	AD-02BFFB-QL8AP0*	AD-02BFMB-QL8AP0	ASD-02BFFB-QL8AP0*	ASD-02BFMB-QL8AP0*
	Crimp Type	AD-02BFFA-QL8AP0*	AD-02BFMA-QL8AP0*	ASD-02BFFA-QL8AP0*	ASD-02BFMA-QL8AP0*
	Push-in Type	AD-02BFFE-QL8AP0*	AD-02BFME-QL8AP0*	ASD-02BFFE-QL8AP0*	ASD-02BFME-QL8AP0*

\*Upon Request

<sup>1)</sup> Standard Lengths: 1M, 2M, 3M, 4M, 5M and 10M. Higher MOQ Might Be Required For Non-Standard Lengths

No of Contacts	2	
Rated Voltage (AC/DC)	30 ~ 300V	
Nominal Current	5A	
Plastic / Metal	Plastic	Metal
Pin Assignment FF: Female Connector Female Contact MF: Male Connector Female Contact FM: Female Connector Male Contact		

**STRAIGHT-TO-STRAIGHT, Overmolded Double-Ended Cable Assembly, IP68 (Mated)**  
 ⑩ Cable Length: (A05) 0.5M, (001) 1M ~ (099) 99M<sup>①</sup> | Connector / Contact Gender: **(F)** FF, **(B)** FM, **(H)** MF

	End1: <b>(F)</b> FF   End2: <b>(F)</b> FF UL21388, PVC Jacket	AB-AD02FL-ADFL-QD ⑩*	-	AB-ASD02FL-ASDFL-QD ⑩*	-
	End1: <b>(F)</b> FF   End2: <b>(F)</b> FF UL2517, PVC Jacket	-	-	AB-ASD02FL-ASDFL-QC ⑩*	-
	End1: <b>(F)</b> FF   End2: <b>(F)</b> FF UL20549, PU Jacket	-	-	AB-ASD02FL-ASDFL-QB ⑩*	-
	End1: <b>(F)</b> FF   End2: <b>(F)</b> FF UL21996, PVC Jacket	-	-	AB-ASD02FL-ASDFL-QF ⑩*	-
	End1: <b>(F)</b> FF   End2: <b>(B)</b> FM	AB-AD02FL-ADBL-QD ⑩*	-	AB-ASD02FL-ASDBL-QD ⑩*	-
	End1: <b>(B)</b> FM   End2: <b>(B)</b> FM	-	AB-AD02BL-ADBL-QD ⑩*	-	AB-ASD02BL-ASDBL-QD ⑩*
	End1: <b>(F)</b> FF   End2: <b>(H)</b> MF	AB-AD02FL-ADHL-QD ⑩*	-	AB-ASD02FL-ASDHL-QD ⑩*	-

**STRAIGHT-TO-RIGHT ANGLE, Overmolded Double-Ended Cable Assembly, Push Lock, IP68 (Mated)**  
 ⑩ Cable Length: (A05) 0.5M, (001) 1M ~ (099) 99M<sup>①</sup> | Connector / Contact Gender: **(F)** FF, **(B)** FM

	End1: <b>(F)</b> FF   End2: <b>(F)</b> FF UL21388, PVC Jacket	AB-AD02FL-ADFR-QD ⑩*	-	AB-ASD02FL-ASDFR-QD ⑩*	-
	End1: <b>(F)</b> FF   End2: <b>(F)</b> FF UL2517, PVC Jacket	-	-	AB-ASD02FL-ASDFR-QC ⑩*	-
	End1: <b>(F)</b> FF   End2: <b>(F)</b> FF UL20549, PU Jacket	-	-	AB-ASD02FL-ASDFR-QB ⑩*	-
	End1: <b>(F)</b> FF   End2: <b>(F)</b> FF UL21996, PVC Jacket	-	-	AB-ASD02FL-ASDFR-QF ⑩*	-
	End1: <b>(F)</b> FF   End2: <b>(B)</b> FM	AB-AD02FL-ADBR-QD ⑩*	-	AB-ASD02FL-ASDBR-QD ⑩*	-
	End1: <b>(B)</b> FM   End2: <b>(B)</b> FM	-	AB-AD02BL-ADBR-QD ⑩*	-	AB-ASD02BL-ASDBR-QD ⑩*

**RIGHT ANGLE-TO-RIGHT ANGLE, Overmolded Double-Ended Cable Assembly, Push Lock, IP68 (Mated)**  
 ⑩ Cable Length: (A05) 0.5M, (001) 1M ~ (099) 99M<sup>①</sup> | Connector / Contact Gender: **(F)** FF, **(B)** FM

	End1: <b>(F)</b> FF   End2: <b>(F)</b> FF UL21388, PVC Jacket	AB-AD02FR-ADFR-QD ⑩*	-	AB-ASD02FR-ASDFR-QD ⑩*	-
	End1: <b>(F)</b> FF   End2: <b>(F)</b> FF UL2517, PVC Jacket	-	-	AB-ASD02FR-ASDFR-QC ⑩*	-
	End1: <b>(F)</b> FF   End2: <b>(F)</b> FF UL20549, PU Jacket	-	-	AB-ASD02FR-ASDFR-QB ⑩*	-
	End1: <b>(F)</b> FF   End2: <b>(F)</b> FF UL21996, PVC Jacket	-	-	AB-ASD02FR-ASDFR-QF ⑩*	-
	End1: <b>(B)</b> FM   End2: <b>(B)</b> FM	-	AB-AD02BR-ADBR-QD ⑩*	-	AB-ASD02BR-ASDBR-QD ⑩*
	End1: <b>(F)</b> FF   End2: <b>(B)</b> FM	AB-AD02FR-ADBR-QD ⑩*	-	AB-ASD02FR-ASDBR-QD ⑩*	-

**RIGHT ANGLE-TO-STRAIGHT, Overmolded Double-Ended Cable Assembly, Push Lock, IP68 (Mated)**  
 ⑩ Cable Length: (A05) 0.5M, (001) 1M ~ (099) 99M<sup>①</sup> | Connector / Contact Gender: **(F)** FF, **(B)** FM, **(H)** MF

	End1: <b>(F)</b> FF   End2: <b>(B)</b> FM	AB-AD02FR-ADBL-QD ⑩*	-	AB-ASD02FR-ASDBL-QD ⑩*	-
	End1: <b>(F)</b> FF   End2: <b>(H)</b> MF	AB-AD02FR-ADHL-QD ⑩*	-	AB-ASD02FR-ASDHL-QD ⑩*	-

No of Contacts	3			
Rated Voltage (AC/DC)	30 ~ 300V		30 ~ 630V	
Nominal Current	5A		16A	
Plastic / Metal	Plastic		Metal	
Pin Assignment	FF	FM	FF	FM
FF: Female Connector Female Contact FM: Female Connector Male Contact F/F+M (G): Female Connector + Female PWR + Male GND				

**STRAIGHT**, Overmolded Cable Assembly, Free Cable End, Without Strain Relief, Push Lock, IP68 (Mated)  
 ① Cable Length: (01) 1M ~ (99) 99M <sup>1)</sup>

	UL20549, PU Jacket	-	-	ASD-03BFFM-QL8B ①*	-	-	-
	UL2517, PVC Jacket	-	-	ASD-03BFFM-QL8C ①*	-	-	-
	UL21388, PVC Jacket	AD-03BFFM-QL8D ①	AD-03BFMM-QL8D ①*	ASD-03BFFM-QL8D ①*	ASD-03BFMM-QL8D ①*	-	-
	UL21996, PVC Jacket	-	-	ASD-03BFFM-QL8F ①*	-	-	-
	UL20234, TPU Jacket (For Power Group)	-	-	-	-	AG-03BFGM-QL8G ①*	ASG-03BFGM-QL8G ①*




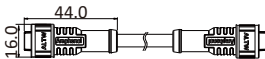
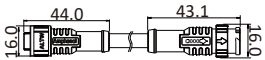
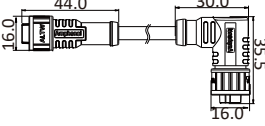
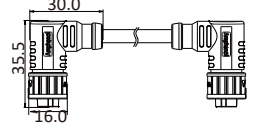
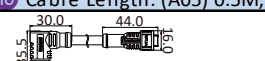
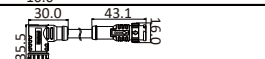
**RIGHT ANGLE**, Overmolded Cable Assembly, Free Cable End, Without Strain Relief, Push Lock, IP68 (Mated)  
 ① Cable Length: (01) 1M ~ (99) 99M <sup>1)</sup>



	UL20549, PU Jacket	-	-	ASD-03BFFM-QR8B ①*	-	-	-
	UL2517, PVC Jacket	-	-	ASD-03BFFM-QR8C ①*	-	-	-
	UL21388, PVC Jacket	AD-03BFFM-QR8D ①*	AD-03BFMM-QR8D ①*	ASD-03BFFM-QR8D ①*	ASD-03BFMM-QR8D ①*	-	-
	UL21996, PVC Jacket	-	-	ASD-03BFFM-QR8F ①*	-	-	-
	UL20234, TPU Jacket (For Power Group)	-	-	-	-	AG-03BFGM-QR8G ①*	ASG-03BFGM-QR8G ①*

Field Serviceable/Installable, **STRAIGHT**, Without Strain Relief, Push Lock, IP68 (Mated)  
 Sealing Nut Torque Value: 6 ~ 15 kgf.cm | Recommended Cable O.D.: (Red Seal) 4.0 ~ 6.0mm, (Blue Seal) 6.0 ~ 8.0mm  
 Packing Option: Connector With Contacts

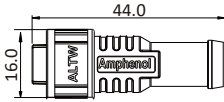
	Solder Type	AD-03BFFG-QL8AP0*	AD-03BFMG-QL8AP0*	ASD-03BFFG-QL8AP0*	ASD-03BFMG-QL8AP0*	AG-03BFGB-QL8APP*	ASG-03BFGG-QL8APP*
	Screw-in Type (16A: For Power Group)	AD-03BFFB-QL8AP0	AD-03BFMB-QL8AP0	ASD-03BFFB-QL8AP0*	ASD-03BFMB-QL8AP0*	AG-03BFGB-QL8APP*	ASG-03BFGB-QL8APP*
	Crimp Type (16A: For Power Group)	AD-03BFFA-QL8AP0*	AD-03BFMA-QL8AP0*	ASD-03BFFA-QL8AP0*	ASD-03BFMA-QL8AP0*	AG-03BFGA-QL8APP*	ASG-03BFGA-QL8APP*
	Push-in Type (16A: For Power Group)	AD-03BFFE-QL8AP0*	AD-03BFME-QL8AP0*	ASD-03BFFE-QL8AP0*	ASD-03BFME-QL8AP0*	AG-03BFGE-QL8APP*	ASG-03BFGE-QL8APP*

\*Upon Request  
<sup>1)</sup> Standard Lengths: 1M, 2M, 3M, 4M, 5M and 10M. Higher MOQ Might Be Required For Non-Standard Lengths

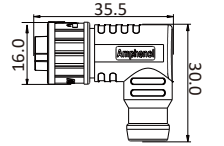
No of Contacts		3				
Rated Voltage (AC/DC)		30 ~ 300V		30 ~ 630V		
Nominal Current		5A		16A		
Plastic / Metal		Plastic	Metal	Plastic	Metal	
<b>Pin Assignment</b> FF: Female Connector Female Contact MF: Male Connector Female Contact FM: Female Connector Male Contact F/F+M: Female Connector + Female PWR + Male GND						
						
<b>STRAIGHT-TO-STRAIGHT, Overmolded Double-Ended Cable Assembly, IP68 (Mated)</b> ⑩ Cable Length: (A05) 0.5M, (001) 1M ~ (099) 99M <sup>1)</sup>   Connector / Contact Gender: (F) FF, (B) FM, (H) MF, (Z) F/F+M						
	End1: (F) FF   End2: (F) FF UL21388, PVC Jacket	AB-AD03FL-ADFL-QD ⑩*	-	AB-ASD03FL-ASDFL-QD ⑩*	-	-
	End1: (F) FF   End2: (F) FF UL2517, PVC Jacket	-	-	AB-ASD03FL-ASDFL-QC ⑩*	-	-
	End1: (F) FF   End2: (F) FF UL20549, PU Jacket	-	-	AB-ASD03FL-ASDFL-QB ⑩*	-	-
	End1: (F) FF   End2: (F) FF UL21996, PVC Jacket	-	-	AB-ASD03FL-ASDFL-QF ⑩*	-	-
	End1: (Z) F/F+M   End2: (Z) F/F+M, UL20234, TPU Jacket (For Power Group)	-	-	-	-	AB-AG03ZL-AGZL-QG ⑩*    AB-ASG03ZL-ASGZL-QG ⑩*
	End1: (F) FF   End2: (B) FM	AB-AD03FL-ADBL-QD ⑩*	-	AB-ASD03FL-ASDBL-QD ⑩*	-	-
	End1: (B) FM   End2: (B) FM	-	AB-AD03BL-ADBL-QD ⑩*	-	AB-ASD03BL-ASDBL-QD ⑩*	-
	End1: (F) FF   End2: (H) MF	AB-AD03FL-ADHL-QD ⑩*	-	AB-ASD03FL-ASDHL-QD ⑩*	-	-
<b>STRAIGHT-TO-RIGHT ANGLE, Overmolded Double-Ended Cable Assembly, Push Lock, IP68 (Mated)</b> ⑩ Cable Length: (A05) 0.5M, (001) 1M ~ (099) 99M <sup>1)</sup>   Connector / Contact Gender: (F) FF, (B) FM, (Z) F/F+M						
	End1: (F) FF   End2: (F) FF UL21388, PVC Jacket	AB-AD03FL-ADFR-QD ⑩*	-	AB-ASD03FL-ASDFR-QD ⑩*	-	-
	End1: (F) FF   End2: (F) FF UL2517, PVC Jacket	-	-	AB-ASD03FL-ASDFR-QC ⑩*	-	-
	End1: (F) FF   End2: (F) FF UL20549, PU Jacket	-	-	AB-ASD03FL-ASDFR-QB ⑩*	-	-
	End1: (F) FF   End2: (F) FF UL21996, PVC Jacket	-	-	AB-ASD03FL-ASDFR-QF ⑩*	-	-
	End1: (Z) F/F+M   End2: (Z) F/F+M, UL20234, TPU Jacket (For Power Group)	-	-	-	-	AB-AG03ZL-AGZR-QG ⑩*    AB-ASG03ZL-ASGZR-QG ⑩*
	End1: (F) FF   End2: (B) FM	AB-AD03FL-ADBR-QD ⑩*	-	AB-ASD03FL-ASDBR-QD ⑩*	-	-
	End1: (B) FM   End2: (B) FM	-	AB-AD02BL-ADBR-QD ⑩*	-	AB-ASD03BL-ASDBR-QD ⑩*	-
<b>RIGHT ANGLE-TO-RIGHT ANGLE, Overmolded Double-Ended Cable Assembly, Push Lock, IP68 (Mated)</b> ⑩ Cable Length: (A05) 0.5M, (001) 1M ~ (099) 99M <sup>1)</sup>   Connector / Contact Gender: (F) FF, (B) FM, (Z) F/F+M						
	End1: (F) FF   End2: (F) FF UL21388, PVC Jacket	AB-AD03FR-ADFR-QD ⑩*	-	AB-ASD03FR-ASDFR-QD ⑩*	-	-
	End1: (F) FF   End2: (F) FF UL2517, PVC Jacket	-	-	AB-ASD03FR-ASDFR-QC ⑩*	-	-
	End1: (F) FF   End2: (F) FF UL20549, PU Jacket	-	-	AB-ASD03FR-ASDFR-QB ⑩*	-	-
	End1: (F) FF   End2: (F) FF UL21996, PVC Jacket	-	-	AB-ASD03FR-ASDFR-QF ⑩*	-	-
	End1: (Z) F/F+M   End2: (Z) F/F+M, UL20234, TPU Jacket (For Power Group)	-	-	-	-	AB-AG03ZR-AGZR-QG ⑩*    AB-ASG03ZR-ASGZR-QG ⑩*
	End1: (B) FM   End2: (B) FM	-	AB-AD03BR-ADBR-QD ⑩*	-	AB-ASD03BR-ASDBR-QD ⑩*	-
	End1: (F) FF   End2: (B) FM	AB-AD03FR-ADBR-QD ⑩*	-	AB-ASD03FR-ASDBR-QD ⑩*	-	-
<b>RIGHT ANGLE-TO-STRAIGHT, Overmolded Double-Ended Cable Assembly, Push Lock, IP68 (Mated)</b> ⑩ Cable Length: (A05) 0.5M, (001) 1M ~ (099) 99M <sup>1)</sup>   Connector / Contact Gender: (F) FF, (B) FM, (H) MF						
	End1: (F) FF   End2: (B) FM	AB-AD03FR-ADBL-QD ⑩*	-	AB-ASD03FR-ASDBL-QD ⑩*	-	-
	End1: (F) FF   End2: (H) MF	AB-AD03FR-ADHL-QD ⑩*	-	AB-ASD03FR-ASDHL-QD ⑩*	-	-

No of Contacts	4			
Rated Voltage (AC/DC)	30 ~ 300V		30 ~ 630V	
Nominal Current	5A		16A	
Plastic / Metal	Plastic	Metal	Plastic	Metal
Pin Assignment	FF		F/F+M (G)	
FF: Female Connector Female Contact F/F+M (G): Female Connector + Female PWR + Male GND				

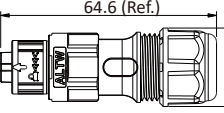
**STRAIGHT**, Overmolded Cable Assembly, Free Cable End, Without Strain Relief, Push Lock, IP68 (Mated)  
 ① Cable Length: (01) 1M ~ (99) 99M <sup>1)</sup>

	UL20549, PU Jacket	-	ASD-04BFFM-QL8B ①*	-	-
	UL2517, PVC Jacket	-	ASD-04BFFM-QL8C ①	-	-
	UL21388, PVC Jacket	AD-04BFFM-QL8D ①	ASD-04BFFM-QL8D ①*	-	-
	UL21996, PVC Jacket	-	ASD-04BFFM-QL8F ①*	-	-
	UL20234, TPU Jacket (For Power Group)	-	-	AG-04BFGM-QL8G ①*	ASG-04BFGM-QL8G ①*

**RIGHT ANGLE**, Overmolded Cable Assembly, Free Cable End, Without Strain Relief, Push Lock, IP68 (Mated)  
 ① Cable Length: (01) 1M ~ (99) 99M <sup>1)</sup>

	UL20549, PU Jacket	-	ASD-04BFFM-QR8B ①*	-	-
	UL2517, PVC Jacket	-	ASD-04BFFM-QR8C ①*	-	-
	UL21388, PVC Jacket	AD-04BFFM-QR8D ①*	ASD-04BFFM-QR8D ①*	-	-
	UL21996, PVC Jacket	-	ASD-04BFFM-QR8F ①*	-	-
	UL20234, TPU Jacket (For Power Group)	-	-	AG-04BFGM-QR8G ①*	ASG-04BFGM-QR8G ①*




Field Serviceable/Installable, **STRAIGHT**, Without Strain Relief, Push Lock, IP68 (Mated)  
 Sealing Nut Torque Value: 6 ~ 15 kgf.cm | Recommended Cable O.D.: (Red Seal) 4.0 ~ 6.0mm, (Blue Seal) 6.0 ~ 8.0mm  
 Packing Option: Connector With Contacts

	Solder Type	AD-04BFFG-QL8AP0*	ASD-04BFFG-QL8AP0*	AG-04BFFG-QL8APP*	ASG-04BFFG-QL8APP*
	Screw-in Type (16A: For Power Group)	AD-04BFFB-QL8AP0	ASD-04BFFB-QL8AP0*	AG-04BFFB-QL8APP*	ASG-04BFFB-QL8APP*
	Crimp Type (16A: For Power Group)	AD-04BFFA-QL8AP0*	ASD-04BFFA-QL8AP0*	AG-04BFFA-QL8APP*	ASG-04BFFA-QL8APP*
	Push-in Type (16A: For Power Group)	AD-04BFFE-QL8AP0*	ASD-04BFFE-QL8AP0*	AG-04BFGE-QL8APP*	ASG-04BFGE-QL8APP*

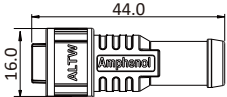
\*Upon Request

<sup>1)</sup> Standard Lengths: 1M, 2M, 3M, 4M, 5M and 10M. Higher MOQ Might Be Required For Non-Standard Lengths

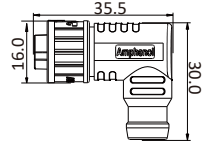
No of Contacts	4				
Rated Voltage (AC/DC)	30 ~ 300V		30 ~ 630V		
Nominal Current	5A		16A		
Plastic / Metal	Plastic	Metal	Plastic	Metal	
Pin Assignment FF: Female Connector Female Contact MF: Male Connector Female Contact FM: Female Connector Male Contact F/F+M: Female Connector + Female PWR + Male GND					
<b>STRAIGHT-TO-STRAIGHT, Overmolded Double-Ended Cable Assembly, IP68 (Mated)</b>					
⑩ Cable Length: (A05) 0.5M, (001) 1M ~ (099) 99M <sup>3)</sup>   Connector / Contact Gender: (F) FF, (B) FM, (H) MF, (Z) F/F+M					
	End1: (F) FF   End2: (F) FF UL21388, PVC Jacket	AB-AD04FL-ADFL-QD ⑩	AB-ASD04FL-ASDFL-QD ⑩*	-	-
	End1: (F) FF   End2: (F) FF UL2517, PVC Jacket	-	AB-ASD04FL-ASDFL-QC ⑩*	-	-
	End1: (F) FF   End2: (F) FF UL20549, PU Jacket	-	AB-ASD04FL-ASDFL-QB ⑩*	-	-
	End1: (F) FF   End2: (F) FF UL21996, PVC Jacket	-	AB-ASD04FL-ASDFL-QF ⑩*	-	-
	End1: (Z) F/F+M   End2: (Z) F/F+M UL20234, TPU Jacket (For Power Group)	-	-	AB-AG04ZL-AGZL-QG ⑩*	AB-ASG04ZL-ASGZL-QG ⑩*
	End1: (F) FF   End2: (B) FM	AB-AD04FL-ADBL-QD ⑩*	AB-ASD04FL-ASDBL-QD ⑩*	-	-
	End1: (F) FF   End2: (H) MF	AB-AD04FL-ADHL-QD ⑩*	AB-ASD04FL-ASDHL-QD ⑩*	-	-
<b>STRAIGHT-TO-RIGHT ANGLE, Overmolded Double-Ended Cable Assembly, Push Lock, IP68 (Mated)</b>					
⑩ Cable Length: (A05) 0.5M, (001) 1M ~ (099) 99M <sup>3)</sup>   Connector / Contact Gender: (F) FF, (B) FM, (Z) F/F+M					
	End1: (F) FF   End2: (F) FF UL21388, PVC Jacket	AB-AD04FL-ADFR-QD ⑩*	AB-ASD04FL-ASDFR-QD ⑩*	-	-
	End1: (F) FF   End2: (F) FF UL2517, PVC Jacket	-	AB-ASD04FL-ASDFR-QC ⑩*	-	-
	End1: (F) FF   End2: (F) FF UL20549, PU Jacket	-	AB-ASD04FL-ASDFR-QB ⑩*	-	-
	End1: (F) FF   End2: (F) FF UL21996, PVC Jacket	-	AB-ASD04FL-ASDFR-QF ⑩*	-	-
	End1: (Z) F/F+M   End2: (Z) F/F+M UL20234, TPU Jacket (For Power Group)	-	-	AB-AG04ZL-AGZR-QG ⑩*	AB-ASG04ZL-ASGZR-QG ⑩*
	End1: (F) FF   End2: (B) FM	AB-AD04FL-ADBR-QD ⑩*	AB-ASD04FL-ASDBR-QD ⑩*	-	-
<b>RIGHT ANGLE-TO-RIGHT ANGLE, Overmolded Double-Ended Cable Assembly, Push Lock, IP68 (Mated)</b>					
⑩ Cable Length: (A05) 0.5M, (001) 1M ~ (099) 99M <sup>3)</sup>   Connector / Contact Gender: (F) FF, (B) FM, (Z) F/F+M					
	End1: (F) FF   End2: (F) FF UL21388, PVC Jacket	AB-AD04FR-ADFR-QD ⑩*	AB-ASD04FR-ASDFR-QD ⑩*	-	-
	End1: (F) FF   End2: (F) FF UL2517, PVC Jacket	-	AB-ASD04FR-ASDFR-QC ⑩*	-	-
	End1: (F) FF   End2: (F) FF UL20549, PU Jacket	-	AB-ASD04FR-ASDFR-QB ⑩*	-	-
	End1: (F) FF   End2: (F) FF UL21996, PVC Jacket	-	AB-ASD04FR-ASDFR-QF ⑩*	-	-
	End1: (Z) F/F+M   End2: (Z) F/F+M UL20234, TPU Jacket (For Power Group)	-	-	AB-AG04ZR-AGZR-QG ⑩	AB-ASG04ZR-ASGZR-QG ⑩*
	End1: (F) FF   End2: (B) FM	AB-AD04FR-ADBR-QD ⑩*	AB-ASD04FR-ASDBR-QD ⑩*	-	-
<b>RIGHT ANGLE-TO-STRAIGHT, Overmolded Double-Ended Cable Assembly, Push Lock, IP68 (Mated)</b>					
⑩ Cable Length: (A05) 0.5M, (001) 1M ~ (099) 99M <sup>3)</sup>   Connector / Contact Gender: (F) FF, (B) FM, (H) MF					
	End1: (F) FF   End2: (B) FM	AB-AD04FR-ADBL-QD ⑩*	AB-ASD04FR-ASDBL-QD ⑩*	-	-
	End1: (F) FF   End2: (H) MF	AB-AD04FR-ADHL-QD ⑩*	AB-ASD04FR-ASDHL-QD ⑩*	-	-

No of Contacts	5					
Rated Voltage (AC/DC)	30 ~ 300V		30 ~ 630V			
Nominal Current	5A		16A			
Plastic / Metal	Plastic	Metal	Plastic	Metal	Plastic	Metal
Pin Assignment	FF		F/F+M (G)		FF	
FF: Female Connector Female Contact F/F+M (G): Female Connector + Female PWR + Male GND						

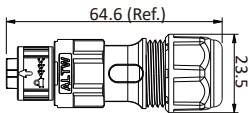
**STRAIGHT**, Overmolded Cable Assembly, Free Cable End, Without Strain Relief, Push Lock, IP68 (Mated)  
 ① Cable Length: (01) 1M ~ (99) 99M <sup>1)</sup>

	UL20549, PU Jacket	-	ASD-05BFFM-QL8B ①	-	-	-	-
	UL2517, PVC Jacket	-	ASD-05BFFM-QL8C ①	-	-	-	-
	UL21388, PVC Jacket	AD-05BFFM-QL8D ①	ASD-05BFFM-QL8D ①*	-	-	-	-
	UL21996, PVC Jacket	-	ASD-05BFFM-QL8F ①	-	-	-	-
	UL20234, TPU Jacket (For Power Group)	-	-	AG-05BFGM-QL8G ①	ASG-05BFGM-QL8G ①*	AG-05BFFM-QL8G ①	ASG-05BFFM-QL8G ①*

**RIGHT ANGLE**, Overmolded Cable Assembly, Free Cable End, Without Strain Relief, Push Lock, IP68 (Mated)  
 ① Cable Length: (01) 1M ~ (99) 99M <sup>1)</sup>




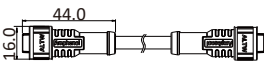
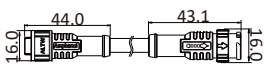
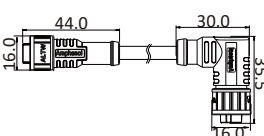
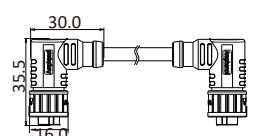
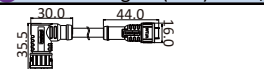
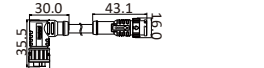
	UL20549, PU Jacket	-	ASD-05BFFM-QR8B ①*	-	-	-	-
	UL21388, PVC Jacket	AD-05BFFM-QR8D ①	ASD-05BFFM-QR8D ①*	-	-	-	-
	UL21996, PVC Jacket	-	ASD-05BFFM-QR8F ①*	-	-	-	-
	UL20234, TPU Jacket (For Power Group)	-	-	AG-05BFGM-QR8G ①*	ASG-05BFGM-QR8G ①*	AG-05BFFM-QR8G ①*	ASG-05BFFM-QR8G ①*




Field Serviceable/Installable, **STRAIGHT**, Without Strain Relief, Push Lock, IP68 (Mated)  
 Sealing Nut Torque Value: 6 ~ 15 kgf.cm | Recommended Cable O.D.: (Red Seal) 4.0 ~ 6.0mm, (Blue Seal) 6.0 ~ 8.0mm  
 Packing Option: Connector With Contacts

	Solder Type	AD-05BFFG-QL8AP0*	ASD-05BFFG-QL8AP0*	AG-05BFFG-QL8APP*	ASG-05BFFG-QL8APP*	AG-05BFFG-QL8APP*	ASG-05BFFG-QL8APP*
	Screw-in Type (16A: For Power Group)	AD-05BFFB-QL8AP0	ASD-05BFFB-QL8AP0*	AG-05BFFB-QL8APP*	ASG-05BFFB-QL8APP*	AG-05BFFB-QL8APP*	ASG-05BFFB-QL8APP*
	Crimp Type (16A: For Power Group)	AD-05BFFA-QL8AP0*	ASD-05BFFA-QL8AP0*	AG-05BFFA-QL8APP*	ASG-05BFFA-QL8APP*	AG-05BFFA-QL8APP*	ASG-05BFFA-QL8APP*
	Push-in Type (16A: For Power Group)	AD-05BFFE-QL8AP0*	ASD-05BFFE-QL8AP0*	AG-05BFFE-QL8APP*	ASG-05BFFE-QL8APP*	AG-05BFFE-QL8APP*	ASG-05BFFE-QL8APP*

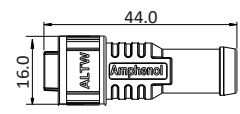
\*Upon Request

<sup>1)</sup> Standard Lengths: 1M, 2M, 3M, 4M, 5M and 10M. Higher MOQ Might Be Required For Non-Standard Lengths

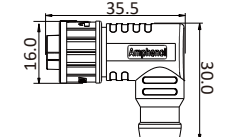
No of Contacts		5					
Rated Voltage (AC/DC)		30 ~ 300V		30 ~ 630V			
Nominal Current		5A		16A			
Plastic / Metal		Plastic	Metal	Plastic	Metal	Plastic	Metal
<b>Pin Assignment</b> <b>FF:</b> Female Connector Female Contact <b>MF:</b> Male Connector Female Contact <b>FM:</b> Female Connector Male Contact <b>F/F+M:</b> Female Connector + Female PWR + Male GND							
<b>STRAIGHT-TO-STRAIGHT, Overmolded Double-Ended Cable Assembly, IP68 (Mated)</b> ⑩ Cable Length: (A05) 0.5M, (001) 1M ~ (099) 99M <sup>1)</sup>   Connector / Contact Gender: <b>(F)</b> FF, <b>(B)</b> FM, <b>(H)</b> MF, <b>(Z)</b> F/F+M							
	End1: <b>(F)</b> FF   End2: <b>(F)</b> FF UL21388, PVC Jacket	AB-AD05FL-ADFL-QD ⑩	AB-ASD05FL-ASDFL-QD ⑩*	-	-	-	-
	End1: <b>(F)</b> FF   End2: <b>(F)</b> FF UL2517, PVC Jacket	-	AB-ASD05FL-ASDFL-QC ⑩*	-	-	-	-
	End1: <b>(F)</b> FF   End2: <b>(F)</b> FF UL20549, PU Jacket	-	AB-ASD05FL-ASDFL-QB ⑩*	-	-	-	-
	End1: <b>(F)</b> FF   End2: <b>(F)</b> FF UL21996, PVC Jacket	-	AB-ASD05FL-ASDFL-QF ⑩*	-	-	-	-
	End1: <b>(F)</b> FF   End2: <b>(F)</b> FF, UL20234, TPU Jacket (For Power Group)	-	-	-	-	AB-AG05FL-AGFL-QG ⑩*	AB-ASG05FL-ASGFL-QG ⑩*
	End1: <b>(Z)</b> F/F+M   End2: <b>(Z)</b> F/F+M, UL20234, TPU Jacket (For Power Group)	-	-	AB-AG05ZL-AGZL-QG ⑩*	AB-ASG05ZL-ASGZL-QG ⑩*	-	-
	End1: <b>(F)</b> FF   End2: <b>(B)</b> FM	AB-AD05FL-ADBL-QD ⑩*	AB-ASD05FL-ASDBL-QD ⑩*	-	-	-	-
	End1: <b>(F)</b> FF   End2: <b>(H)</b> MF	AB-AD05FL-ADHL-QD ⑩*	AB-ASD05FL-ASDHL-QD ⑩*	-	-	-	-
<b>STRAIGHT-TO-RIGHT ANGLE, Overmolded Double-Ended Cable Assembly, Push Lock, IP68 (Mated)</b> ⑩ Cable Length: (A05) 0.5M, (001) 1M ~ (099) 99M <sup>1)</sup>   Connector / Contact Gender: <b>(F)</b> FF, <b>(B)</b> FM, <b>(Z)</b> F/F+M							
	End1: <b>(F)</b> FF   End2: <b>(F)</b> FF UL21388, PVC Jacket	AB-AD05FL-ADFR-QD ⑩*	AB-ASD05FL-ASDFR-QD ⑩*	-	-	-	-
	End1: <b>(F)</b> FF   End2: <b>(F)</b> FF UL2517, PVC Jacket	-	AB-ASD05FL-ASDFR-QC ⑩*	-	-	-	-
	End1: <b>(F)</b> FF   End2: <b>(F)</b> FF UL20549, PU Jacket	-	AB-ASD05FL-ASDFR-QB ⑩*	-	-	-	-
	End1: <b>(F)</b> FF   End2: <b>(F)</b> FF UL21996, PVC Jacket	-	AB-ASD05FL-ASDFR-QF ⑩*	-	-	-	-
	End1: <b>(F)</b> FF   End2: <b>(F)</b> FF, UL20234, TPU Jacket (For Power Group)	-	-	-	-	AB-AG05FL-AGFR-QG ⑩*	AB-ASG05FL-ASGFR-QG ⑩*
	End1: <b>(Z)</b> F/F+M   End2: <b>(Z)</b> F/F+M, UL20234, TPU Jacket (For Power Group)	-	-	AB-AG05ZL-AGZR-QG ⑩*	AB-ASG05ZL-ASGZR-QG ⑩*	-	-
	End1: <b>(F)</b> FF   End2: <b>(B)</b> FM	AB-AD05FL-ADBR-QD ⑩*	AB-ASD05FL-ASDBR-QD ⑩*	-	-	-	-
<b>RIGHT ANGLE-TO-RIGHT ANGLE, Overmolded Double-Ended Cable Assembly, Push Lock, IP68 (Mated)</b> ⑩ Cable Length: (A05) 0.5M, (001) 1M ~ (099) 99M <sup>1)</sup>   Connector / Contact Gender: <b>(F)</b> FF, <b>(B)</b> FM, <b>(Z)</b> F/F+M							
	End1: <b>(F)</b> FF   End2: <b>(F)</b> FF UL21388, PVC Jacket	AB-AD05FR-ADFR-QD ⑩*	AB-ASD05FR-ASDFR-QD ⑩*	-	-	-	-
	End1: <b>(F)</b> FF   End2: <b>(F)</b> FF UL2517, PVC Jacket	-	AB-ASD05FR-ASDFR-QC ⑩*	-	-	-	-
	End1: <b>(F)</b> FF   End2: <b>(F)</b> FF UL20549, PU Jacket	-	AB-ASD05FR-ASDFR-QB ⑩*	-	-	-	-
	End1: <b>(F)</b> FF   End2: <b>(F)</b> FF UL21996, PVC Jacket	-	AB-ASD05FR-ASDFR-QF ⑩*	-	-	-	-
	End1: <b>(F)</b> FF   End2: <b>(F)</b> FF, UL20234, TPU Jacket (For Power Group)	-	-	-	-	AB-AG05FR-AGFR-QG ⑩*	AB-ASG05FR-ASGFR-QG ⑩*
	End1: <b>(Z)</b> F/F+M   End2: <b>(Z)</b> F/F+M, UL20234, TPU Jacket (For Power Group)	-	-	AB-AG05ZR-AGZR-QG ⑩*	AB-ASG05ZR-ASGZR-QG ⑩*	-	-
	End1: <b>(F)</b> FF   End2: <b>(B)</b> FM	AB-AD05FR-ADBR-QD ⑩*	AB-ASD05FR-ASDBR-QD ⑩*	-	-	-	-
<b>RIGHT ANGLE-TO-STRAIGHT, Overmolded Double-Ended Cable Assembly, Push Lock, IP68 (Mated)</b> ⑩ Cable Length: (A05) 0.5M, (001) 1M ~ (099) 99M <sup>1)</sup>   Connector / Contact Gender: <b>(F)</b> FF, <b>(B)</b> FM, <b>(H)</b> MF							
	End1: <b>(F)</b> FF   End2: <b>(B)</b> FM	AB-AD05FR-ADBL-QD ⑩*	AB-ASD05FR-ASDBL-QD ⑩*	-	-	-	-
	End1: <b>(F)</b> FF   End2: <b>(H)</b> MF	AB-AD05FR-ADHL-QD ⑩*	AB-ASD05FR-ASDHL-QD ⑩*	-	-	-	-

No of Contacts	6		8		
Rated Voltage (AC/DC)	30 ~ 300V		30 ~ 300V		
Nominal Current	2A		0.5A	2A	
Plastic / Metal	Plastic	Metal	Metal	Plastic	Metal
Pin Assignment	FF		FF	FF	
FF: Female Connector Female Contact					

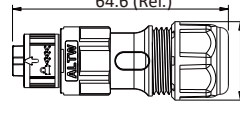
**STRAIGHT, Overmolded Cable Assembly, Free Cable End, Without Strain Relief, Push Lock, IP68 (Mated)**  
 Cable Length: (01) 1M ~ (99) 99M <sup>1)</sup>

	UL20549, PU Jacket	-	ASU-06BFFM-QL8B <sup>11</sup> *	-	-	ASU-08BFFM-QL8B <sup>11</sup> *
	UL2517, PVC Jacket	-	ASU-06BFFM-QL8C <sup>11</sup> *	-	-	ASU-08BFFM-QL8C <sup>11</sup> *
	UL21388, PVC Jacket	AU-06BFFM-QL8D <sup>11</sup> *	ASU-06BFFM-QL8D <sup>11</sup> *	-	AU-08BFFM-QL8D <sup>11</sup> *	ASU-08BFFM-QL8D <sup>11</sup> *
	UL21996, PVC Jacket	-	ASU-06BFFM-QL8F <sup>11</sup> *	-	-	ASU-08BFFM-QL8F <sup>11</sup> *
	Cat. 6A, TPU Jacket	-	-	ASY-A08BFFM-QL8J <sup>11</sup> *	-	-
	UTP Cat. 5e, PVC Jacket	-	-	-	AU-08BFFM-QL8H <sup>11</sup> *	-

**RIGHT ANGLE, Overmolded Cable Assembly, Free Cable End, Without Strain Relief, Push Lock, IP68 (Mated)**  
 Cable Length: (01) 1M ~ (99) 99M <sup>1)</sup>

	UL20549, PU Jacket	-	ASU-06BFFM-QR8B <sup>11</sup> *	-	-	ASU-08BFFM-QR8B <sup>11</sup> *
	UL2517, PVC Jacket	-	ASU-06BFFM-QR8C <sup>11</sup> *	-	-	ASU-08BFFM-QR8C <sup>11</sup> *
	UL21388, PVC Jacket	AU-06BFFM-QR8D <sup>11</sup> *	ASU-06BFFM-QR8D <sup>11</sup> *	-	AU-08BFFM-QR8D <sup>11</sup> *	ASU-08BFFM-QR8D <sup>11</sup> *
	UL21996, PVC Jacket	-	ASU-06BFFM-QR8F <sup>11</sup> *	-	-	ASU-08BFFM-QR8F <sup>11</sup> *
	Cat. 6A, TPU Jacket	-	-	ASY-A08BFFM-QR8J <sup>11</sup> *	-	-
	UTP Cat. 5e, PVC Jacket	-	-	-	AU-08BFFM-QR8H <sup>11</sup> *	-

**Field Serviceable/Installable, STRAIGHT, Without Strain Relief, Push Lock, IP68 (Mated)**  
 Sealing Nut Torque Value: 6 ~ 15 kgf.cm | Recommended Cable O.D.: (Red Seal) 4.0 ~ 6.0mm, (Blue Seal) 6.0 ~ 8.0mm  
 Packing Option: Connector With Contacts

	Solder Type	AU-06BFFG-QL8AP0*	ASU-06BFFG-QL8AP0*	-	AU-08BFFG-QL8AP0*	ASU-08BFFG-QL8AP0*
	Screw-in Type	AU-06BFFB-QL8AP0*	ASU-06BFFB-QL8AP0*	-	AU-08BFFB-QL8AP0*	ASU-08BFFB-QL8AP0*
	Crimp Type	AU-06BFFA-QL8AP0*	ASU-06BFFA-QL8AP0*	-	AU-08BFFA-QL8AP0*	ASU-08BFFA-QL8AP0*

\*Upon Request

<sup>1)</sup> Standard Lengths: 1M, 2M, 3M, 4M, 5M and 10M. Higher MOQ Might Be Required For Non-Standard Lengths

No of Contacts	6		8		
Rated Voltage (AC/DC)	30 ~ 300V		30 ~ 300V		
Nominal Current	2A		0.5A	2A	
Plastic / Metal	Plastic	Metal	Metal	Plastic	Metal
Pin Assignment					
<b>MM:</b> Male Connector Male Contact <b>FF:</b> Female Connector Female Contact					

**STRAIGHT-TO-STRAIGHT, Overmolded Double-Ended Cable Assembly, IP68 (Mated)**

⑩ Cable Length: (A05) 0.5M, (001) 1M ~ (099) 99M<sup>1)</sup> | Connector / Contact Gender: (F) FF, (M) MM

	End1: (F) FF   End2: (F) FF UL21388, PVC Jacket	AB-AU06FL- AUFL-QD ⑩	AB-ASU06FL- ASUFL-QD ⑩*	-	AB-AU08FL- AUFL-QD ⑩	AB-ASU08FL- ASUFL-QD ⑩*
	End1: (F) FF   End2: (F) FF UL2517, PVC Jacket	-	AB-ASU06FL- ASUFL-QC ⑩*	-	-	AB-ASU08FL- ASUFL-QC ⑩*
	End1: (F) FF   End2: (F) FF UL20549, PU Jacket	-	AB-ASU06FL- ASUFL-QB ⑩*	-	-	AB-ASU08FL- ASUFL-QB ⑩*
	End1: (F) FF   End2: (F) FF UL21996, PVC Jacket	-	AB-ASU06FL- ASUFL-QF ⑩*	-	-	AB-ASU08FL- ASUFL-QF ⑩*
	End1: (F) FF   End2: (F) FF (UTP Cat. 5e, PVC Jacket)	-	-	-	AB-AU08FL- AUFL-QH ⑩*	-
	End1: (F) FF   End2: (F) FF (Cat. 6A, TPU Jacket)	-	-	AB-ASYA08FL- ASYFL-QJ ⑩*	-	-
	Female Conn Female Contact to RJ45 Plug (Cat. 5e)	-	-	-	AB-AU08FL- UPBML-QH ⑩	-
	Female Conn Female Contact to RJ45 Plug (Cat. 6A)	-	-	AB-ASYA08FL- SPBML-QJ ⑩*	-	-

**STRAIGHT-TO-RIGHT ANGLE, Overmolded Double-Ended Cable Assembly, Push Lock, IP68 (Mated)**

⑩ Cable Length: (A05) 0.5M, (001) 1M ~ (099) 99M<sup>1)</sup> | Connector / Contact Gender: (F) FF

	End1: (F) FF   End2: (F) FF UL21388, PVC Jacket	AB-AU06FL- AUFR-QD ⑩*	AB-ASU06FL- ASUFR-QD ⑩*	-	AB-AU08FL- AUFR-QD ⑩*	AB-ASU08FL- ASUFR-QD ⑩*
	End1: (F) FF   End2: (F) FF UL2517, PVC Jacket	-	AB-ASU06FL- ASUFR-QC ⑩*	-	-	AB-ASU08FL- ASUFR-QC ⑩*
	End1: (F) FF   End2: (F) FF UL20549, PU Jacket	-	AB-ASU06FL- ASUFR-QB ⑩*	-	-	AB-ASU08FL- ASUFR-QB ⑩*
	End1: (F) FF   End2: (F) FF UL21996, PVC Jacket	-	AB-ASU06FL- ASUFR-QF ⑩*	-	-	AB-ASU08FL- ASUFR-QF ⑩*
	End1: (F) FF   End2: (F) FF (UTP Cat. 5e, PVC Jacket)	-	-	-	AB-AU08FL- AUFR-QH ⑩*	-
	End1: (F) FF   End2: (F) FF (Cat. 6A, TPU Jacket)	-	-	AB-ASYA08FL- ASYFR-QJ ⑩*	-	-

**RIGHT ANGLE-TO-RIGHT ANGLE, Overmolded Double-Ended Cable Assembly, Push Lock, IP68 (Mated)**

⑩ Cable Length: (A05) 0.5M, (001) 1M ~ (099) 99M<sup>1)</sup> | Connector / Contact Gender: (F) FF

	End1: (F) FF   End2: (F) FF UL21388, PVC Jacket	AB-AU06FR- AUFR-QD ⑩*	AB-ASU06FR- ASUFR-QD ⑩*	-	AB-AU08FR- AUFR-QD ⑩*	AB-ASU08FR- ASUFR-QD ⑩*
	End1: (F) FF   End2: (F) FF UL2517, PVC Jacket	-	AB-ASU06FR- ASUFR-QC ⑩*	-	-	AB-ASU08FR- ASUFR-QC ⑩*
	End1: (F) FF   End2: (F) FF UL20549, PU Jacket	-	AB-ASU06FR- ASUFR-QB ⑩*	-	-	AB-ASU08FR- ASUFR-QB ⑩*
	End1: (F) FF   End2: (F) FF UL21996, PVC Jacket	-	AB-ASU06FR- ASUFR-QF ⑩*	-	-	AB-ASU08FR- ASUFR-QF ⑩*
	End1: (F) FF   End2: (F) FF (UTP Cat. 5e, PVC Jacket)	-	-	-	AB-AU08FR- AUFR-QH ⑩*	-
	End1: (F) FF   End2: (F) FF (Cat. 6A, TPU Jacket)	-	-	AB-ASYA08FR- ASYFR-QJ ⑩*	-	-

**RIGHT ANGLE-TO-STRAIGHT, Overmolded Double-Ended Cable Assembly, Push Lock, IP68 (Mated)**

⑩ Cable Length: (A05) 0.5M, (001) 1M ~ (099) 99M<sup>1)</sup> | Connector / Contact Gender: (F) FF, (M) MM

	Female Conn Female Contact to RJ45 Plug (Cat. 5e)	-	-	-	AB-AU08FR- UPBML-QH ⑩*	-
	Female Conn Female Contact to RJ45 Plug (Cat. 6A)	-	-	AB-ASYA08FR- SPBML-QJ ⑩*	-	-

No of Contacts	10		12		17	
Rated Voltage (AC/DC)	30		30		30	
Nominal Current	1.5A		1.5A		1.5A	
Plastic / Metal	Plastic	Metal	Plastic	Metal	Plastic	Metal
Pin Assignment	FF		FF		FF	
FF : Female Connector Female Contact						

**STRAIGHT, Overmolded Cable Assembly, Free Cable End, Without Strain Relief, Push Lock, IP68 (Mated)**  
 ⑪ Cable Length: (10) 100mm ~ (50) 500mm<sup>1)</sup>

	UL21388, PVC Jacket	AZ-10BFFM-QL8D ⑪*	ASZ-10BFFM-QL8D ⑪*	AZ-12BFFM-QL8D ⑪*	ASZ-12BFFM-QL8D ⑪*	AZ-17BFFM-QL8D ⑪*	ASZ-17BFFM-QL8D ⑪*
	UL2517, PVC Jacket	AZ-10BFFM-QL8C ⑪*	ASZ-10BFFM-QL8C ⑪*	AZ-12BFFM-QL8C ⑪*	ASZ-12BFFM-QL8C ⑪*	AZ-17BFFM-QL8C ⑪*	ASZ-17BFFM-QL8C ⑪*
	UL20549, PU Jacket	-	-	-	ASZ-12BFFM-QL8B ⑪	-	ASZ-17BFFM-QL8B ⑪

**RIGHT ANGLE, Overmolded Cable Assembly, Free Cable End, Without Strain Relief, Push Lock, IP68 (Mated)**  
 ⑪ Cable Length: (10) 100mm ~ (50) 500mm<sup>1)</sup>

	UL21388, PVC Jacket	AZ-10BFFM-QR8D ⑪*	ASZ-10BFFM-QR8D ⑪*	AZ-12BFFM-QR8D ⑪*	ASZ-12BFFM-QR8D ⑪*	AZ-17BFFM-QR8D ⑪*	ASZ-17BFFM-QR8D ⑪*
	UL2517, PVC Jacket	AZ-10BFFM-QR8C ⑪*	ASZ-10BFFM-QR8C ⑪*	AZ-12BFFM-QR8C ⑪*	ASZ-12BFFM-QR8C ⑪*	AZ-17BFFM-QR8C ⑪*	ASZ-17BFFM-QR8C ⑪*

**Field Serviceable/Installable, STRAIGHT, Without Strain Relief, Push Lock, IP68 (Mated)**  
 Sealing Nut Torque Value: 6 ~ 15 kgf.cm | Recommended Cable O.D.: (Red Seal) 4.0 ~ 6.0mm, (Blue Seal) 6.0 ~ 8.0mm  
 Packing Option: Connector With Contacts

	Solder Type	AZ-10BFFG-QL8AP0*	ASZ-10BFFG-QL8AP0*	AZ-12BFFG-QL8AP0*	ASZ-12BFFG-QL8AP0*	AZ-17BFFG-QL8AP0*	ASZ-17BFFG-QL8AP0*
--	-------------	-------------------	--------------------	-------------------	--------------------	-------------------	--------------------

**STRAIGHT-TO-STRAIGHT, Overmolded Double-Ended Cable Assembly, IP68 (Mated)**  
 ⑩ Cable Length: (A05) 0.5M, (001) 1M ~ (099) 99M<sup>1)</sup> | Connector / Contact Gender: (F) FF

	End1: (F) FF   End2: (F) FF UL21388, PVC Jacket	AB-AZ10FL-AZFL-QD ⑩*	AB-ASZ10FL-ASZFL-QD ⑩*	AB-AZ12FL-AZFL-QD ⑩*	AB-ASZ12FL-ASZFL-QD ⑩*	AB-AZ17FL-AZFL-QD ⑩*	AB-ASZ17FL-ASZFL-QD ⑩*
	End1: (F) FF   End2: (F) FF UL2517, PVC Jacket	AB-AZ10FL-AZFL-QC ⑩*	AB-ASZ10FL-ASZFL-QC ⑩*	AB-AZ12FL-AZFL-QC ⑩*	AB-ASZ12FL-ASZFL-QC ⑩*	AB-AZ17FL-AZFL-QC ⑩*	AB-ASZ17FL-ASZFL-QC ⑩*

**STRAIGHT-TO-RIGHT ANGLE, Overmolded Double-Ended Cable Assembly, Push Lock, IP68 (Mated)**  
 ⑩ Cable Length: (A05) 0.5M, (001) 1M ~ (099) 99M<sup>1)</sup> | Connector / Contact Gender: (F) FF



	End1: (F) FF   End2: (F) FF UL21388, PVC Jacket	AB-AZ10 FL-AZFR-QD ⑩*	AB-ASZ10FL-ASZFR-QD ⑩*	AB-AZ12 FL-AZFR-QD ⑩*	AB-ASZ12FL-ASZFR-QD ⑩*	AB-AZ17 FL-AZFR-QD ⑩*	AB-ASZ17FL-ASZFR-QD ⑩*
	End1: (F) FF   End2: (F) FF UL2517, PVC Jacket	AB-AZ10 FL-AZFR-QC ⑩*	AB-ASZ10FL-ASZFR-QC ⑩*	AB-AZ12 FL-AZFR-QC ⑩*	AB-ASZ12FL-ASZFR-QC ⑩*	AB-AZ17 FL-AZFR-QC ⑩*	AB-ASZ17FL-ASZFR-QC ⑩*

**RIGHT ANGLE-TO-RIGHT ANGLE, Overmolded Double-Ended Cable Assembly, Push Lock, IP68 (Mated)**  
 ⑩ Cable Length: (A05) 0.5M, (001) 1M ~ (099) 99M<sup>1)</sup> | Connector / Contact Gender: (F) FF

	End1: (F) FF   End2: (F) FF UL21388, PVC Jacket	AB-AZ10 FR-AZFR-QD ⑩*	AB-ASZ10FR-ASZFR-QD ⑩*	AB-AZ12 FR-AZFR-QD ⑩*	AB-ASZ12FR-ASZFR-QD ⑩*	AB-AZ17 FR-AZFR-QD ⑩*	AB-ASZ17FR-ASZFR-QD ⑩*
	End1: (F) FF   End2: (F) FF UL2517, PVC Jacket	AB-AZ10 FR-AZFR-QC ⑩*	AB-ASZ10FR-ASZFR-QC ⑩*	AB-AZ12 FR-AZFR-QC ⑩*	AB-ASZ12FR-ASZFR-QC ⑩*	AB-AZ17 FR-AZFR-QC ⑩*	AB-ASZ17FR-ASZFR-QC ⑩*

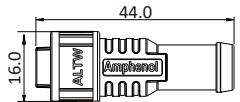
\*Upon Request

<sup>1)</sup> Standard Lengths: 1M, 2M, 3M, 4M, 5M and 10M. Higher MOQ Might Be Required For Non-Standard Lengths

No of Contacts	18		24	
Rated Voltage (AC/DC)	50V		50V	
Nominal Current	0.5A		0.5A	
Plastic / Metal	Plastic	Metal	Plastic	Metal
Pin Assignment	FF		FF	
FF: Female Connector Female Contact				

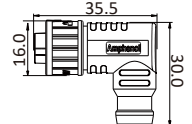
**STRAIGHT**, Overmolded Cable Assembly, Free Cable End, Without Strain Relief, Push Lock, IP68 (Mated)

⑪ Cable Length: (10) 100mm ~ (50) 500mm<sup>1)</sup>

	UL21388, PVC Jacket	AY-18B FF M-QL8D ⑪ *	ASY-18B FF M-QL8D ⑪ *	AY-24B FF M-QL8D ⑪ *	ASY-24B FF M-QL8D ⑪ *
--	---------------------	----------------------	-----------------------	----------------------	-----------------------

**RIGHT ANGLE**, Overmolded Cable Assembly, Free Cable End, Without Strain Relief, Push Lock, IP68 (Mated)

⑪ Cable Length: (10) 100mm ~ (50) 500mm<sup>1)</sup>

	UL21388, PVC Jacket	AY-18B FF M-QR8D ⑪ *	ASY-18B FF M-QR8D ⑪ *	AY-24B FF M-QR8D ⑪ *	ASY-24B FF M-QR8D ⑪ *
--	---------------------	----------------------	-----------------------	----------------------	-----------------------

Field Serviceable/Installable, **STRAIGHT**, Without Strain Relief, Push Lock, IP68 (Mated)

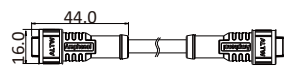
Sealing Nut Torque Value: 6 ~ 15 kgf.cm | Recommended Cable O.D.: (Red Seal) 4.0 ~ 6.0mm, (Blue Seal) 6.0 ~ 8.0mm

Packing Option: Connector With Contacts

	Solder Type	AY-18B FF G-QL8AP0 *	ASY-18B FF G-QL8AP0 *	AY-24B FF G-QL8AP0 *	ASY-24B FF G-QL8AP0 *
---	-------------	----------------------	-----------------------	----------------------	-----------------------

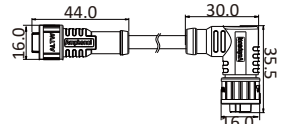
**STRAIGHT-TO-STRAIGHT**, Overmolded Double-Ended Cable Assembly, IP68 (Mated)

⑩ Cable Length: (A05) 0.5M, (001) 1M ~ (099) 99M<sup>1)</sup> | Connector / Contact Gender: (F) FF

	End1: (F) FF   End2: (F) FF	AB-AY18 FL-AY FL-QD ⑩ *	AB-ASY18 FL-ASY FL-QD ⑩ *	AB-AY24 FL-AY FL-QD ⑩ *	AB-ASY24 FL-ASY FL-QD ⑩ *
--	-----------------------------	-------------------------	---------------------------	-------------------------	---------------------------

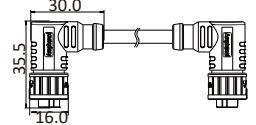
**STRAIGHT-TO-RIGHT ANGLE**, Overmolded Double-Ended Cable Assembly, Push Lock, IP68 (Mated)



⑩ Cable Length: (A05) 0.5M, (001) 1M ~ (099) 99M<sup>1)</sup> | Connector / Contact Gender: (F) FF

	End1: (F) FF   End2: (F) FF	AB-AY18 FL-AY FR-QD ⑩ *	AB-ASY18 FL-ASY FR-QD ⑩ *	AB-AY24 FL-AY FR-QD ⑩ *	AB-ASY24 FL-ASY FR-QD ⑩ *
--	-----------------------------	-------------------------	---------------------------	-------------------------	---------------------------

**RIGHT ANGLE-TO-RIGHT ANGLE**, Overmolded Double-Ended Cable Assembly, Push Lock, IP68 (Mated)

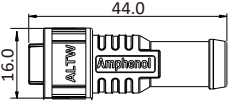
⑩ Cable Length: (A05) 0.5M, (001) 1M ~ (099) 99M<sup>1)</sup> | Connector / Contact Gender: (F) FF

	End1: (F) FF   End2: (F) FF	AB-AY18 FR-AYFR-QD ⑩ *	AB-ASY18 FR-ASYFR-QD ⑩ *	AB-AY24 FR-AYFR-QD ⑩ *	AB-ASY24 FR-ASYFR-QD ⑩ *
--	-----------------------------	------------------------	--------------------------	------------------------	--------------------------

No of Contacts	30		33	
Rated Voltage (AC/DC)	50V		50V	
Nominal Current	0.5A		0.5A	
Plastic / Metal	Plastic	Metal	Plastic	Metal
Pin Assignment	FF		FF	
FF: Female Connector Female Contact				

**STRAIGHT**, Overmolded Cable Assembly, Free Cable End, Without Strain Relief, Push Lock, IP68 (Mated)

11 Cable Length: (10) 100mm ~ (50) 500mm<sup>1)</sup>

	UL21388, PVC Jacket	AY-30B FF M-QL8D 11 *	ASY-30B FF M-QL8D 11 *	AY-33B FF M-QL8D 11 *	ASY-33B FF M-QL8D 11 *
--	---------------------	-----------------------	------------------------	-----------------------	------------------------

**RIGHT ANGLE**, Overmolded Cable Assembly, Free Cable End, Without Strain Relief, Push Lock, IP68 (Mated)

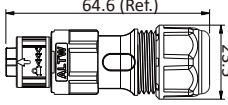
11 Cable Length: (10) 100mm ~ (50) 500mm<sup>1)</sup>

	UL21388, PVC Jacket	AY-30B FF M-QR8D 11 *	ASY-30B FF M-QR8D 11 *	AY-33B FF M-QR8D 11 *	ASY-33B FF M-QR8D 11 *
--	---------------------	-----------------------	------------------------	-----------------------	------------------------

Field Serviceable/Installable, **STRAIGHT**, Without Strain Relief, Push Lock, IP68 (Mated)

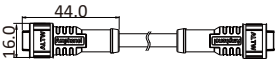
Sealing Nut Torque Value: 6 ~ 15 kgf.cm | Recommended Cable O.D.: (Red Seal) 4.0 ~ 6.0mm, (Blue Seal) 6.0 ~ 8.0mm

Packing Option: Connector With Contacts

	Solder Type	AY-30B FF G-QL8AP0 *	ASY-30B FF G-QL8AP0 *	AY-33B FF G-QL8AP0 *	ASY-33B FF G-QL8AP0 *
---	-------------	----------------------	-----------------------	----------------------	-----------------------

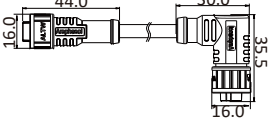
**STRAIGHT-TO-STRAIGHT**, Overmolded Double-Ended Cable Assembly, IP68 (Mated)

10 Cable Length: (A05) 0.5M, (001) 1M ~ (099) 99M<sup>1)</sup> | Connector / Contact Gender: (F) FF

	End1: (F) FF   End2: (F) FF	AB-AY30 FL-AY FL-QD 10 *	AB-ASY30 FL-ASY FL-QD 10 *	AB-AY33 FL-AY FL-QD 10 *	AB-ASY33 FL-ASY FL-QD 10 *
--	-----------------------------	--------------------------	----------------------------	--------------------------	----------------------------

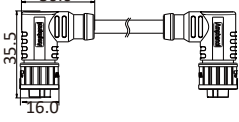
**STRAIGHT-TO-RIGHT ANGLE**, Overmolded Double-Ended Cable Assembly, Push Lock, IP68 (Mated)

10 Cable Length: (A05) 0.5M, (001) 1M ~ (099) 99M<sup>1)</sup> | Connector / Contact Gender: (F) FF

	End1: (F) FF   End2: (F) FF	AB-AY30 FL-AY FR-QD 10 *	AB-ASY30 FL-ASY FR-QD 10 *	AB-AY33 FL-AY FR-QD 10 *	AB-ASY33 FL-ASY FR-QD 10 *
--	-----------------------------	--------------------------	----------------------------	--------------------------	----------------------------




**RIGHT ANGLE-TO-RIGHT ANGLE**, Overmolded Double-Ended Cable Assembly, Push Lock, IP68 (Mated)

10 Cable Length: (A05) 0.5M, (001) 1M ~ (099) 99M<sup>1)</sup> | Connector / Contact Gender: (F) FF

	End1: (F) FF   End2: (F) FF	AB-AY30 FR-AY FR-QD 10 *	AB-ASY30 FR-ASY FR-QD 10 *	AB-AY33 FR-AY FR-QD 10 *	AB-ASY33 FR-ASY FR-QD 10 *
--	-----------------------------	--------------------------	----------------------------	--------------------------	----------------------------

\*Upon Request

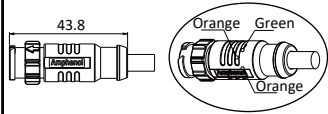
<sup>1)</sup> Standard Lengths: 1M, 2M, 3M, 4M, 5M and 10M. Higher MOQ Might Be Required For Non-Standard Lengths

No of Contacts	3		4		5	
Rated Voltage (AC/DC)	30 ~ 300V		30 ~ 300V		30 ~ 300V	
Nominal Current	5A		5A		5A	
Plastic / Metal	Plastic		Plastic		Plastic	
Pin Assignment	MM	MF	MM	MF	MM	MF
<b>MM:</b> Male Connector Male Contact <b>FF:</b> Female Connector Female Contact <b>MF:</b> Male Connector Female Contact <b>FM:</b> Female Connector Male Contact						

**NEW**

**STRAIGHT, Overmolded Cable Assembly, Free Cable End, Without Strain Relief, Push Lock, IP68 (Mated)**

**11** Cable Length: (01) 1M ~ (99) 99M <sup>1)</sup>

	UL21388, PVC Jacket	LAD-03BMMM-QL8D <b>11</b> *	LAD-03BMFM-QL8D <b>11</b> *	LAD-04BMMM-QL8D <b>11</b> *	LAD-04BMFM-QL8D <b>11</b> *	LAD-05BMMM-QL8D <b>11</b>	LAD-05BMFM-QL8D <b>11</b> *
--	---------------------	-----------------------------	-----------------------------	-----------------------------	-----------------------------	---------------------------	-----------------------------

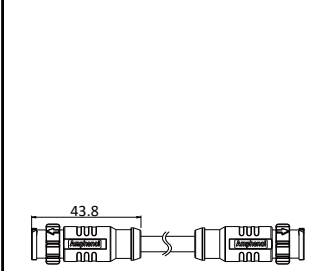
**RIGHT ANGLE, Overmolded Cable Assembly, Free Cable End, Without Strain Relief, Push Lock, IP68 (Mated)**

**11** Cable Length: (01) 1M ~ (99) 99M <sup>1)</sup>

	UL21388, PVC Jacket	LAD-03BMMM-QR8D <b>11</b> *	LAD-03BMFM-QR8D <b>11</b> *	LAD-04BMMM-QR8D <b>11</b> *	LAD-04BMFM-QR8D <b>11</b> *	LAD-05BMMM-QR8D <b>11</b>	LAD-05BMFM-QR8D <b>11</b> *
--	---------------------	-----------------------------	-----------------------------	-----------------------------	-----------------------------	---------------------------	-----------------------------

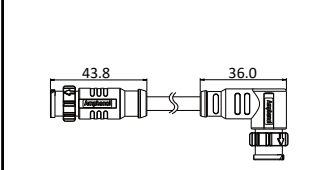
**STRAIGHT-TO-STRAIGHT, Overmolded Double-Ended Cable Assembly, IP68 (Mated)**

**10** Cable Length: (A05) 0.5M, (001) 1M ~ (099) 99M <sup>1)</sup> | Connector/Contact Gender: **(M)** MM, **(F)** FF, **(B)** FM, **(H)** MF

	End1: <b>(H)</b> MF   End2: <b>(H)</b> MF	-	AB-LAD03HL-LADHL-QD <b>10</b> *	-	AB-LAD04HL-LADHL-QD <b>10</b> *	-	AB-LAD05HL-LADHL-QD <b>10</b> *
	End1: <b>(M)</b> MM   End2: <b>(H)</b> MF	AB-LAD03ML-LADHL-QD <b>10</b> *	-	AB-LAD04ML-LADHL-QD <b>10</b> *	-	AB-LAD05ML-LADHL-QD <b>10</b> *	-
	End1: <b>(M)</b> MM   End2: <b>(M)</b> MM	AB-LAD03ML-LADML-QD <b>10</b> *	-	AB-LAD04ML-LADML-QD <b>10</b> *	-	AB-LAD05ML-LADML-QD <b>10</b> *	-
	End1: <b>(H)</b> MF   End2: <b>(B)</b> FM	-	AB-LAD03HL-LADBL-QD <b>10</b> *	-	AB-LAD04HL-LADBL-QD <b>10</b> *	-	AB-LAD05HL-LADBL-QD <b>10</b> *
	End1: <b>(M)</b> MM   End2: <b>(B)</b> FM	AB-LAD03ML-LADBL-QD <b>10</b> *	-	AB-LAD04ML-LADBL-QD <b>10</b> *	-	AB-LAD05ML-LADBL-QD <b>10</b> *	-
	End1: <b>(M)</b> MM   End2: <b>(F)</b> FF	AB-LAD03ML-LADFL-QD <b>10</b> *	-	AB-LAD04ML-LADFL-QD <b>10</b> *	-	AB-LAD05ML-LADFL-QD <b>10</b> *	-

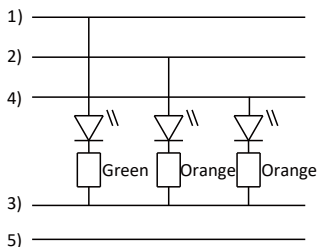
**STRAIGHT-TO-RIGHT ANGLE, Overmolded Double-Ended Cable Assembly, Push Lock, IP68 (Mated)**

**10** Cable Length: (A05) 0.5M, (001) 1M ~ (099) 99M <sup>1)</sup> | Connector/Contact Gender: **(M)** MM, **(F)** FF, **(B)** FM, **(H)** MF

	End1: <b>(H)</b> MF   End2: <b>(B)</b> FM	-	AB-LAD03HL-LADBR-QD <b>10</b> *	-	AB-LAD04HL-LADBR-QD <b>10</b> *	-	AB-LAD05HL-LADBR-QD <b>10</b> *
	End1: <b>(M)</b> MM   End2: <b>(B)</b> FM	AB-LAD03ML-LADBR-QD <b>10</b> *	-	AB-LAD04ML-LADBR-QD <b>10</b> *	-	AB-LAD05ML-LADBR-QD <b>10</b> *	-
	End1: <b>(M)</b> MM   End2: <b>(F)</b> FF	AB-LAD03ML-LADFR-QD <b>10</b> *	-	AB-LAD04ML-LADFR-QD <b>10</b> *	-	AB-LAD05ML-LADFR-QD <b>10</b> *	-

**\*Upon Request**

<sup>1)</sup> Standard Lengths: 1M, 2M, 3M, 4M, 5M and 10M. Higher MOQ Might Be Required For Non-Standard Lengths



No of Contacts	3		4		5	
Rated Voltage (AC/DC)	30 ~ 300V		30 ~ 300V		30 ~ 300V	
Nominal Current	5A		5A		5A	
Plastic / Metal	Plastic		Plastic		Plastic	
Pin Assignment	FF	FM	FF	FM	FF	FM
MM: Male Connector Male Contact FF: Female Connector Female Contact MF: Male Connector Female Contact FM: Female Connector Male Contact						

**NEW**

**STRAIGHT, Overmolded Cable Assembly, Free Cable End, Without Strain Relief, Push Lock, IP68 (Mated)**

**11** Cable Length: (01) 1M ~ (99) 99M <sup>1)</sup>

	UL21388, PVC Jacket	LAD-03BFFM-QL8D <b>11</b> *	LAD-03BFMM-QL8D <b>11</b> *	LAD-04BFFM-QL8D <b>11</b> *	LAD-04BFMM-QL8D <b>11</b> *	LAD-05BFFM-QL8D <b>11</b>	LAD-05BFMM-QL8D <b>11</b> *
--	---------------------	-----------------------------	-----------------------------	-----------------------------	-----------------------------	---------------------------	-----------------------------

**RIGHT ANGLE, Overmolded Cable Assembly, Free Cable End, Without Strain Relief, Push Lock, IP68 (Mated)**

**11** Cable Length: (01) 1M ~ (99) 99M <sup>1)</sup>

	UL21388, PVC Jacket	LAD-03BMFF-QR8D <b>11</b> *	LAD-03BFMM-QR8D <b>11</b> *	LAD-04BFFM-QR8D <b>11</b> *	LAD-04BFMM-QR8D <b>11</b> *	LAD-05BFFM-QR8D <b>11</b>	LAD-05BFMM-QR8D <b>11</b> *
--	---------------------	-----------------------------	-----------------------------	-----------------------------	-----------------------------	---------------------------	-----------------------------

**STRAIGHT-TO-STRAIGHT, Overmolded Double-Ended Cable Assembly, IP68 (Mated)**

**10** Cable Length: (A05) 0.5M, (001) 1M ~ (099) 99M <sup>1)</sup> | Connector/Contact Gender: **(F)** FF, **(B)** FM, **(H)** MF

	End1: <b>(F)</b> FF   End2: <b>(F)</b> FF	AB-LAD03FL-LADFL-QD <b>10</b> *	-	AB-LAD04FL-LADFL-QD <b>10</b> *	-	AB-LAD05FL-LADFL-QD <b>10</b> *	-
	End1: <b>(F)</b> FF   End2: <b>(H)</b> MF	AB-LAD03FL-LADHL-QD <b>10</b> *	-	AB-LAD04FL-LADHL-QD <b>10</b> *	-	AB-LAD05FL-LADHL-QD <b>10</b> *	-
	End1: <b>(F)</b> FF   End2: <b>(B)</b> FM	AB-LAD03FL-LADBL-QD <b>10</b> *	-	AB-LAD04FL-LADBL-QD <b>10</b> *	-	AB-LAD05FL-LADBL-QD <b>10</b> *	-
	End1: <b>(B)</b> FM   End2: <b>(B)</b> FM	-	AB-LAD03BL-LADBL-QD <b>10</b> *	-	AB-LAD04BL-LADBL-QD <b>10</b> *	-	AB-LAD05BL-LADBL-QD <b>10</b> *

**STRAIGHT-TO-RIGHT ANGLE, Overmolded Double-Ended Cable Assembly, Push Lock, IP68 (Mated)**

**10** Cable Length: (A05) 0.5M, (001) 1M ~ (099) 99M <sup>1)</sup> | Connector/Contact Gender: **(F)** FF, **(B)** FM

	End1: <b>(F)</b> FF   End2: <b>(F)</b> FF	AB-LAD03FL-LADFR-QD <b>10</b> *	-	AB-LAD04FL-LADFR-QD <b>10</b> *	-	AB-LAD05FL-LADFR-QD <b>10</b> *	-
	End1: <b>(F)</b> FF   End2: <b>(B)</b> FM	AB-LAD03FL-LADBR-QD <b>10</b> *	-	AB-LAD04FL-LADBR-QD <b>10</b> *	-	AB-LAD05FL-LADBR-QD <b>10</b> *	-
	End1: <b>(B)</b> FM   End2: <b>(B)</b> FM	-	AB-LAD03BL-LADBR-QD <b>10</b> *	-	AB-LAD04BL-LADBR-QD <b>10</b> *	-	AB-LAD05BL-LADBR-QD <b>10</b> *

**RIGHT ANGLE-TO-STRAIGHT, Overmolded Double-Ended Cable Assembly, Push Lock, IP68 (Mated)**

**10** Cable Length: (A05) 0.5M, (001) 1M ~ (099) 99M <sup>1)</sup> | Connector/Contact Gender: **(F)** FF, **(B)** FM, **(H)** MF

	End1: <b>(F)</b> FF   End2: <b>(B)</b> FM	AB-LAD03FR-LADBL-QD <b>10</b> *	-	AB-LAD04FR-LADBL-QD <b>10</b> *	-	AB-LAD05FR-LADBL-QD <b>10</b> *	-
	End1: <b>(F)</b> FF   End2: <b>(H)</b> MF	AB-LAD03FR-LADHL-QD <b>10</b> *	-	AB-LAD04FR-LADHL-QD <b>10</b> *	-	AB-LAD05FR-LADHL-QD <b>10</b> *	-

**RIGHT ANGLE-TO-RIGHT ANGLE, Overmolded Double-Ended Cable Assembly, Push Lock, IP68 (Mated)**

**10** Cable Length: (A05) 0.5M, (001) 1M ~ (099) 99M <sup>1)</sup> | Connector/Contact Gender: **(F)** FF, **(B)** FM

	End1: <b>(F)</b> FF   End2: <b>(F)</b> FF	AB-LAD03FR-LADFR-QD <b>10</b> *	-	AB-LAD04FR-LADFR-QD <b>10</b> *	-	AB-LAD05FR-LADFR-QD <b>10</b> *	-
	End1: <b>(B)</b> FM   End2: <b>(B)</b> FM	-	AB-LAD03BR-LADBR-QD <b>10</b> *	-	AB-LAD04BR-LADBR-QD <b>10</b> *	-	AB-LAD05BR-LADBR-QD <b>10</b> *
	End1: <b>(F)</b> FF   End2: <b>(B)</b> FM	AB-LAD03FR-LADBR-QD <b>10</b> *	-	AB-LAD04FR-LADBR-QD <b>10</b> *	-	AB-LAD05FR-LADBR-QD <b>10</b> *	-

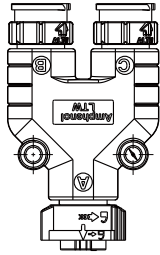
\*Upon Request

<sup>1)</sup> Standard Lengths: 1M, 2M, 3M, 4M, 5M and 10M. Higher MOQ Might Be Required For Non-Standard Lengths

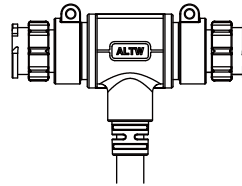
## Customization - Upon Request



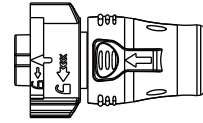
I Adaptor



Y Adaptor

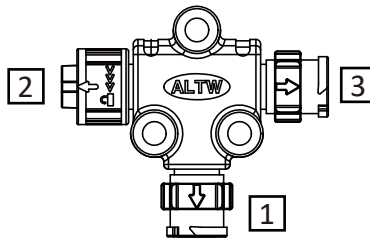


T Cable



Terminator

## T Adaptor

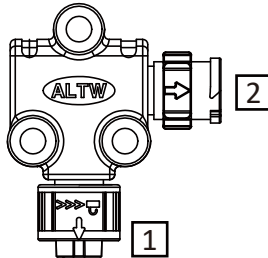


- 1 Current Rating:  
 (AZ) 1.5A\* (ASZ) 1.5A, Metal Shielded\*  
 (AU) 2A\* (ASU) 2A, Metal Shielded\*  
 (AD) 5A (ASD) 5A, Metal Shielded\*  
 (AG) 16A\* (KAG) 16A, Metal Non-shielded\*
  - 5 For Connector 1
  - 6 For Connector 2
  - 7 For Connector 3
- Choose Connector / Contacts Gender:  
 (M): Male + Male  
 (F): Female + Female  
 (H): Male + Female  
 (B): Female + Male

\*Upon Request

Nominal Current	No. of Contacts 2	Mating Style	Part Number	More Options
5A (AD)	02, 03, 04, 05	Push Lock	AB-AD-2 2 2 -FFM-TQ001*	AB-1-2 2 2-5 6 7-TQ001*
			AB-AD-2 2 2 -MFM-TQ001*	
			AB-AD-2 2 2 -FMF-TQ001*	
			AB-AD-2 2 2 -MMM-TQ001*	
			AB-AD-2 2 2 -MFF-TQ001*	

## L Adaptor

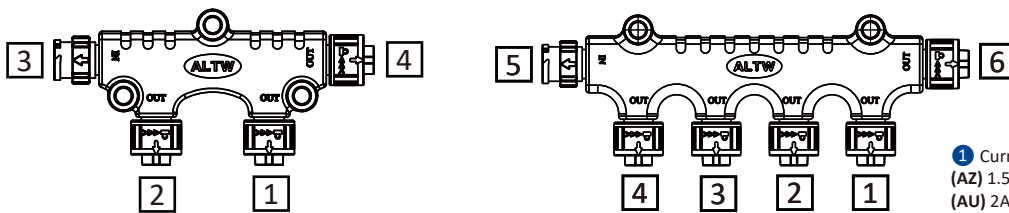


- 1 Current Rating:  
 (AZ) 1.5A\* (ASZ) 1.5A, Metal Shielded\*  
 (AU) 2A\* (ASU) 2A, Metal Shielded\*  
 (AD) 5A (ASD) 5A, Metal Shielded\*  
 (AG) 16A\* (KAG) 16A, Metal Non-shielded\*
  - 4 For Connector 1
  - 5 For Connector 2
- Choose Connector / Contacts Gender:  
 (M): Male + Male  
 (F): Female + Female  
 (H): Male + Female  
 (B): Female + Male

\*Upon Request

Nominal Current	No. of Contacts 2	Mating Style	Part Number	More Options
5A (AD)	02, 03, 04, 05	Push Lock	AB-AD-00 2 2 -0FM-LQ001*	AB-1-00 2 2-0 4 5-LQ001*

## Multi-Ports Adaptor

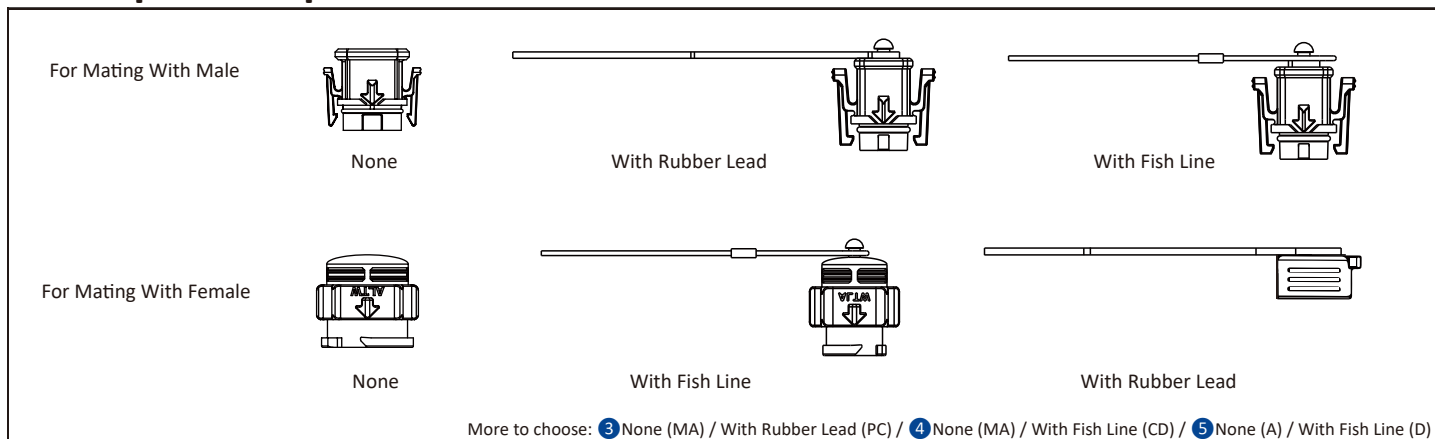


- 1 Current Rating:  
 (AZ) 1.5A\* (ASZ) 1.5A, Metal Shielded\*  
 (AU) 2A\* (ASU) 2A, Metal Shielded\*  
 (AD) 5A (ASD) 5A, Metal Shielded\*  
 (AG) 16A\* (KAG) 16A, Metal Non-shielded\*

\*Upon Request

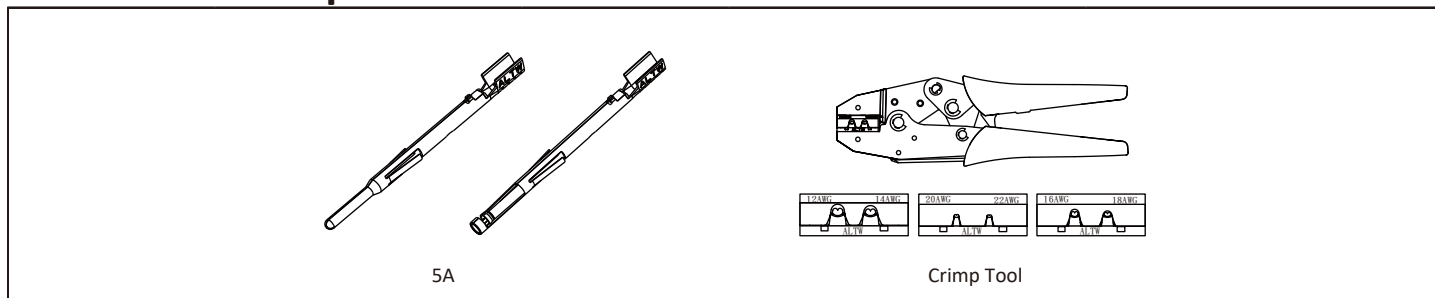
Nominal Current	No. of Contacts 2	Mating Style	2 Way Tee Part Number	4 Way Tee Part Number
5A (AD)	2, 3, 4, 5	Push Lock	AB-AD-2 2 2 2 00-FFMF00-Q001*	AB-AD-2 2 2 2 2 2 2 -FFFFMF-Q001*
2A (AU)	2, 3, 4, 5, 6	Push Lock	AB-AU-2 2 2 2 00-MMFM00-Q001*	AB-AU-2 2 2 2 2 2 2 -FFFFMF-Q001*
		More Options	AB-1-2 2 2 2 00-FFMF00-Q001*	AB-1-2 2 2 2 2 2 2 -FFFFMF-Q001*
			AB-1-2 2 2 2 00-MMFM00-Q001*	

## Waterproof Cap



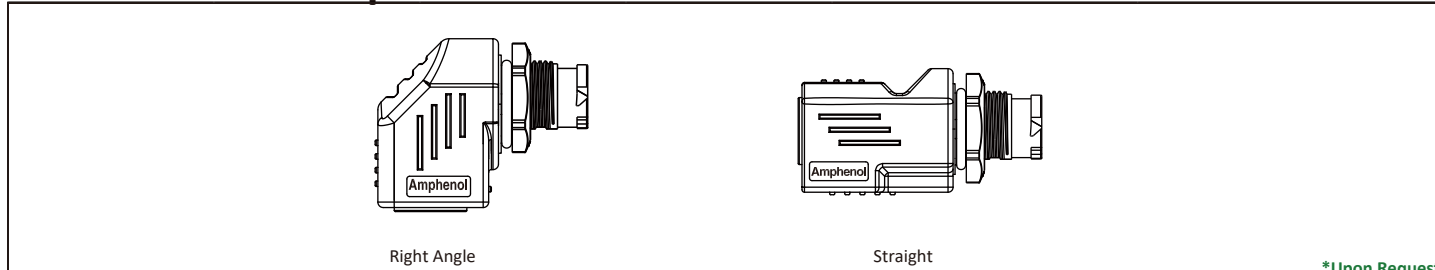
Size	Type	Mating Part	Gender of Mating Part	Mating Style	Part Number
A Size	For Data	Receptacle	Male	Push Lock	CAP-WAAMQ③ 1
		Overmolded with Cable	Female		CAP-WAAMQPC2
			Male		CAP-WAAFQ④ 1
	For Power (16A)	Receptacle	Male		CAP-WAAMQM⑤ 1
		Overmolded with Cable	Male		CAP-WAAMQMA2
		Receptacle	Female		CAP-WAAFQCA2

## Contacts & Crimp Tool

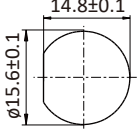






Nominal Current	Contact Gender	Part Number	Packages⑥	Crimp Tool
5A	Male	ASSP-05-M-A-C-⑥*	(SA) 50pcs / Box (SB) 100pcs / Box (RE) 5A 3,000pcs / Reel	P/N: ASST-C-05-W-A (22 ~ 20AWG   0.34 ~ 0.50mm <sup>2</sup> )
	Female	ASSP-05-F-A-C-⑥*		

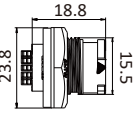
## X-Lok To RJ45 Adaptor\*



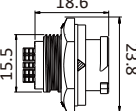
Nominal Current	No. of Contacts	Transmission Speed	Gender	Straight / Right Angle	Part Number
2A (AU)	08	Cat. 5e	Male	Straight	RJ-AU08FM-LQ8001*
				Right Angle	RJ-AU08FM-RQ8001*
2A (ASU)	08	Cat. 5e	Male	Straight	RJS-ASU08FM-LQ8001*
				Right Angle	RJS-ASU08FM-RQ8001*
1.5A (ASZ)	12	Cat. 6A	Male	Straight	RJS-ASZ12FM-LQ8001*
				Right Angle	RJS-ASZ12FM-RQ8001*

No of Contacts	<b>Panel Cut Out</b>  Circular Flange (D Cut) (Unit: mm)	2			
Rated Voltage (AC/DC)		30 ~ 300V			
Nominal Current		5A		10A	
Plastic / Metal		Plastic		Plastic	
Pin Assignment		MM	MF	MM	MF
<b>MM</b> : Male Connector Male Contact <b>FF</b> : Female Connector Female Contact <b>MF</b> : Male Connector Female Contact <b>FM</b> : Female Connector Male Contact					

Receptacle, Circular Flange, **FRONT** Fastened Nut, Push Lock, IP68 (Unmated)  
 Nut Torque Value: 6 ~ 8 kgf.cm | Recommended Panel Thickness: (with cap) max. 3.0mm, (without cap) max. 4.0mm

	Solder Type (For Data Group)	BD-02PMMMS-QC8001	BD-02PMF5-QC8001	BB-02PMMMS-QC8001	BB-02PMF5-QC8001
	Solder Type (For Power Group)	-	-	BB-02PMMMS-QC800P	BB-02PMF5-QC800P
	180° PCB Type (For Data Group)	BD-02PMMMP-QC8001*	BD-02PMFP-QC8001*	BB-02PMMMP-QC8001*	BB-02PMFP-QC8001*

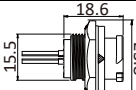
Receptacle, Circular Flange, **REAR** Fastened Nut, Push Lock, IP68 (Unmated)  
 Nut Torque Value: 6 ~ 8 kgf.cm | Recommended Panel Thickness: (with cap) max. 3.0mm, (without cap) max. 4.0mm

	Solder Type (For Data Group)	BD-02RMMS-QC8001	BD-02RMF5-QC8001	BB-02RMMS-QC8001	BB-02RMF5-QC8001
	Solder Type (For Power Group)	-	-	BB-02RMMS-QC800P	BB-02RMF5-QC800P

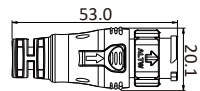
Receptacle With Wires, Circular Flange, **FRONT** Fastened Nut, Push Lock, IP68 (Unmated)  
 ① Wire Length: (10) 100mm ~ (50) 500mm<sup>1)</sup> | Nut Torque Value: 6 ~ 8 kgf.cm | Recommended Panel Thickness: (with cap) max. 3.0mm, (without cap) max. 4.0mm

	UL1430, XL-PVC Jacket	BD-02PMMMS-QC8A ①*	BD-02PMF5-QC8A ①*	BB-02PMMMS-QC8A ①*	BB-02PMF5-QC8A ①*
--	-----------------------	--------------------	-------------------	--------------------	-------------------

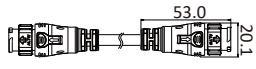
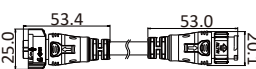
Receptacle With Wires, Circular Flange, **REAR** Fastened Nut, Push Lock, IP68 (Unmated)  
 ① Wire Length: (10) 100mm ~ (50) 500mm<sup>1)</sup> | Nut Torque Value: 6 ~ 8 kgf.cm | Recommended Panel Thickness: (with cap) max. 3.0mm, (without cap) max. 4.0mm

	UL1430, XL-PVC Jacket	BD-02RMMS-QC8A ①*	BD-02RMF5-QC8A ①*	BB-02RMMS-QC8A ①*	BB-02RMF5-QC8A ①*
--	-----------------------	-------------------	-------------------	-------------------	-------------------

**STRAIGHT**, Overmolded Cable Assembly, Free Cable End, With Strain Relief, Push Lock, IP68 (Mated)  
 ① Cable Length: (01) 1M ~ (99) 99M<sup>1)</sup>

	UL21388, PVC Jacket (For Data Group)	BD-02AMMM-QL8D ①①	BD-02AMFM-QL8D ①①	BB-02AMMM-QL8D ①①	BB-02AMFM-QL8D ①①
	UL SJTW, PVC Jacket (For Power Group)	BD-02AMMM-QL8E ①①*	BD-02AMFM-QL8E ①①*	BB-02AMMM-QL8E ①①	BB-02AMFM-QL8E ①①
	SOOW/H07RN-F, CPE Jacket (For Power Group)	-	-	BB-02AMMM-QL8K ①①*	BB-02AMFM-QL8K ①①*
	UL21409, XL-PE Jacket (LSZH, For Power Group)	-	-	BB-02AMMM-QL8L ①①*	BB-02AMFM-QL8L ①①*

**STRAIGHT-TO-STRAIGHT**, Overmolded Double-Ended Cable Assembly, IP68 (Mated)  
 ⑩ Cable Length: (A05) 0.5M, (001) 1M ~ (099) 99M<sup>1)</sup> | Connector / Contact Gender: (M) MM, (F) FF, (B) FM, (H) MF

	UL21388, PVC Jacket (For Data Group)	End1: (M) MM   End2: (M) MM	AB-BD02ML-BDML-QD ⑩	-	AB-BB02ML-BBML-QD ⑩	-
		End1: (M) MM   End2: (H) MF	AB-BD02ML-BDHL-QD ⑩	-	AB-BB02ML-BBHL-QD ⑩	-
		End1: (H) MF   End2: (H) MF	-	AB-BD02HL-BDHL-QD ⑩	-	AB-BB02HL-BBHL-QD ⑩
	UL SJTW, PVC Jacket (For Power Group)	End1: (M) MM   End2: (M) MM	AB-BD02ML-BDML-QE ⑩*	-	AB-BB02ML-BBML-QE ⑩	-
		End1: (M) MM   End2: (H) MF	AB-BD02ML-BDHL-QE ⑩*	-	AB-BB02ML-BBHL-QE ⑩	-
		End1: (H) MF   End2: (H) MF	-	AB-BD02HL-BDHL-QE ⑩*	-	AB-BB02HL-BBHL-QE ⑩
	UL21388, PVC Jacket (For Data Group)	End1: (M) MM   End2: (F) FF	AB-BD02ML-BDFL-QD ⑩	-	AB-BB02ML-BBFL-QD ⑩	-
		End1: (M) MM   End2: (B) FM	AB-BD02ML-BDBL-QD ⑩	-	AB-BB02ML-BBBL-QD ⑩	-
		End1: (H) MF   End2: (B) FM	-	AB-BD02HL-BDBL-QD ⑩	-	AB-BB02HL-BBBL-QD ⑩
	UL SJTW, PVC Jacket (For Power Group)	End1: (M) MM   End2: (F) FF	AB-BD02ML-BDFL-QE ⑩*	-	AB-BB02ML-BBFL-QE ⑩	-
		End1: (M) MM   End2: (B) FM	AB-BD02ML-BDBL-QE ⑩*	-	AB-BB02ML-BBBL-QE ⑩	-
		End1: (H) MF   End2: (B) FM	-	AB-BD02HL-BDBL-QE ⑩*	-	AB-BB02HL-BBBL-QE ⑩

\*Upon Request

<sup>1)</sup> Standard Lengths: 1M, 2M, 3M, 4M, 5M and 10M. Higher MOQ Might Be Required For Non-Standard Lengths

No of Contacts		2				
Rated Voltage (AC/DC)		30 ~ 300V				
Nominal Current		5A		10A		
Plastic / Metal		Plastic		Plastic		
Pin Assignment		MM	MF	MM	MF	
<b>MM</b> : Male Connector Male Contact <b>FF</b> : Female Connector Female Contact <b>MF</b> : Male Connector Female Contact <b>FM</b> : Female Connector Male Contact						
Field Serviceable/Installable, <b>STRAIGHT</b> , Without Strain Relief, Push Lock, IP68 (Mated)						
Sealing Nut Torque Value: 6 ~ 15 kgf.cm   Recommended Cable O.D.: (Red Seal) 5.0 ~ 6.0mm, (Yellow Seal) 6.0 ~ 8.0mm, (Blue Seal) 8.0~10.0mm						
	Solder Type, For Data Group, Connector With Contacts	All Seals	BD-02B <b>MMG</b> -QL8AP0*	BD-02B <b>MFG</b> -QL8AP0*	-	-
		5.0 ~ 6.0mm Red Seal	BD-02B <b>MMG</b> -QL8SP0*	BD-02B <b>MFG</b> -QL8SP0*	-	-
		6.0 ~ 8.0mm Yellow Seal	BD-02B <b>MMG</b> -QL8MP0*	BD-02B <b>MFG</b> -QL8MP0*	-	-
		8.0 ~ 10.0mm Blue Seal	BD-02B <b>MMG</b> -QL8LP0*	BD-02B <b>MFG</b> -QL8LP0*	-	-
	Solder Type, For Power Group, Connector With Contacts	All Seals	-	-	BB-02B <b>MMG</b> -QL8APP*	BB-02B <b>MFG</b> -QL8APP*
		5.0 ~ 6.0mm Red Seal	-	-	BB-02B <b>MMG</b> -QL8SPP*	BB-02B <b>MFG</b> -QL8SPP*
		6.0 ~ 8.0mm Yellow Seal	-	-	BB-02B <b>MMG</b> -QL8MPP*	BB-02B <b>MFG</b> -QL8MPP*
		8.0 ~ 10.0mm Blue Seal	-	-	BB-02B <b>MMG</b> -QL8LPP*	BB-02B <b>MFG</b> -QL8LPP*
	Screw-in Type, For Data Group, Connector With Contacts	All Seals	BD-02B <b>MMB</b> -QL8AP0*	BD-02B <b>MFB</b> -QL8AP0*	-	-
		5.0 ~ 6.0mm Red Seal	BD-02B <b>MMB</b> -QL8SP0*	BD-02B <b>MFB</b> -QL8SP0*	-	-
		6.0 ~ 8.0mm Yellow Seal	BD-02B <b>MMB</b> -QL8MP0*	BD-02B <b>MFB</b> -QL8MP0*	-	-
		8.0 ~ 10.0mm Blue Seal	BD-02B <b>MMB</b> -QL8LP0*	BD-02B <b>MFB</b> -QL8LP0*	-	-
	Screw-in Type, For Power Group, Connector With Contacts	All Seals	-	-	BB-02B <b>MMB</b> -QL8APP*	BB-02B <b>MFB</b> -QL8APP*
		5.0 ~ 6.0mm Red Seal	-	-	BB-02B <b>MMB</b> -QL8SPP*	BB-02B <b>MFB</b> -QL8SPP*
		6.0 ~ 8.0mm Yellow Seal	-	-	BB-02B <b>MMB</b> -QL8MPP*	BB-02B <b>MFB</b> -QL8MPP*
		8.0 ~ 10.0mm Blue Seal	-	-	BB-02B <b>MMB</b> -QL8LPP*	BB-02B <b>MFB</b> -QL8LPP*
	Push-in Type, For Power Group, Connector With Contacts	All Seals	-	-	BB-02B <b>MME</b> -QL8APP*	BB-02B <b>MFE</b> -QL8APP*
		5.0 ~ 6.0mm Red Seal	-	-	BB-02B <b>MME</b> -QL8SPP*	BB-02B <b>MFE</b> -QL8SPP*
		6.0 ~ 8.0mm Yellow Seal	-	-	BB-02B <b>MME</b> -QL8MPP*	BB-02B <b>MFE</b> -QL8MPP*
		8.0 ~ 10.0mm Blue Seal	-	-	BB-02B <b>MME</b> -QL8LPP*	BB-02B <b>MFE</b> -QL8LPP*
	Crimp Type, For Data Group, Connector With Contacts	All Seals	BD-02B <b>MMA</b> -QL8AP0	BD-02B <b>MFA</b> -QL8AP0	-	-
		5.0 ~ 6.0mm Red Seal	BD-02B <b>MMA</b> -QL8SP0	BD-02B <b>MFA</b> -QL8SP0	-	-
		6.0 ~ 8.0mm Yellow Seal	BD-02B <b>MMA</b> -QL8MP0	BD-02B <b>MFA</b> -QL8MP0	-	-
		8.0 ~ 10.0mm Blue Seal	BD-02B <b>MMA</b> -QL8LP0	BD-02B <b>MFA</b> -QL8LP0	-	-
	Crimp Type, For Power Group, Connector With Contacts	All Seals	-	-	BB-02B <b>MMA</b> -QL8APP*	BB-02B <b>MFA</b> -QL8APP*
		5.0 ~ 6.0mm Red Seal	-	-	BB-02B <b>MMA</b> -QL8SPP*	BB-02B <b>MFA</b> -QL8SPP*
		6.0 ~ 8.0mm Yellow Seal	-	-	BB-02B <b>MMA</b> -QL8MPP*	BB-02B <b>MFA</b> -QL8MPP*
		8.0 ~ 10.0mm Blue Seal	-	-	BB-02B <b>MMA</b> -QL8LPP*	BB-02B <b>MFA</b> -QL8LPP*

<b>STRAIGHT-TO-RIGHT ANGLE</b> , Overmolded Double-Ended Cable Assembly, Push Lock, IP68 (Mated)						
⑩ Cable Length: (A05) 0.5M, (001) 1M ~ (099) 99M <sup>3)</sup>   Connector / Contact Gender: ( <b>M</b> ) MM, ( <b>F</b> ) FF, ( <b>B</b> ) FM, ( <b>H</b> ) MF						
	UL21388, PVC Jacket (For Data Group)	End1: ( <b>M</b> ) MM   End2: ( <b>F</b> ) FF	AB-BD02 <b>ML</b> -BD FR-QD ⑩	-	AB-BB02 <b>ML</b> -BB FR-QD ⑩	-
		End1: ( <b>M</b> ) MM   End2: ( <b>B</b> ) FM	AB-BD02 <b>ML</b> -BD BR-QD ⑩	-	AB-BB02 <b>ML</b> -BB BR-QD ⑩	-
		End1: ( <b>H</b> ) MF   End2: ( <b>B</b> ) FM	-	AB-BD02 <b>HL</b> -BD BR-QD ⑩	-	AB-BB02 <b>HL</b> -BB BR-QD ⑩
	UL SJTW, PVC Jacket (For Power Group)	End1: ( <b>M</b> ) MM   End2: ( <b>F</b> ) FF	AB-BD02 <b>ML</b> -BD FR-QE ⑩*	-	AB-BB02 <b>ML</b> -BB FR-QE ⑩	-
		End1: ( <b>M</b> ) MM   End2: ( <b>B</b> ) FM	AB-BD02 <b>ML</b> -BD BR-QE ⑩*	-	AB-BB02 <b>ML</b> -BB BR-QE ⑩	-
		End1: ( <b>H</b> ) MF   End2: ( <b>B</b> ) FM	-	AB-BD02 <b>HL</b> -BD BR-QE ⑩*	-	AB-BB02 <b>HL</b> -BB BR-QE ⑩

No of Contacts		3		3 (2+1)			
Rated Voltage (AC/DC)		30 ~ 300V					
Nominal Current		5A		10A			
Plastic / Metal		Plastic		Plastic			
Pin Assignment		MM	MF	MM	MF	MM	MF
<p>Circular Flange (D Cut) (Unit: mm)</p>							
<b>Receptacle, Circular Flange, FRONT Fastened Nut, Push Lock, IP68 (Unmated)</b> Nut Torque Value: 6 ~ 8 kgf.cm   Recommended Panel Thickness: (with cap) max. 3.0mm, (without cap) max. 4.0mm							
	Solder Type (For Data Group)	BD-03PMM S-QC8001	BD-03PMF S-QC8001	BB-03PMM S-QC8001	BB-03PMF S-QC8001	BBD-03PMM S-QC8001*	BBD-03PMF S-QC8001*
	Solder Type (For Power Group)	BD-03PMM S-QC800P	BD-03PMF S-QC800P	BB-03PMM S-QC800P	BB-03PMF S-QC800P	-	-
	180° PCB Type (For Data Group)	BD-03PMM P-QC8001*	BD-03PMF P-QC8001*	BB-03PMM P-QC8001*	BB-03PMF P-QC8001*	BBD-03PMM P-QC8001*	BBD-03PMF P-QC8001*
<b>Receptacle, Circular Flange, REAR Fastened Nut, Push Lock, IP68 (Unmated)</b> Nut Torque Value: 6 ~ 8 kgf.cm   Recommended Panel Thickness: (with cap) max. 3.0mm, (without cap) max. 4.0mm							
	Solder Type (For Data Group)	BD-03RMM S-QC8001	BD-03RMF S-QC8001	BB-03RMM S-QC8001	BB-03RMF S-QC8001	BBD-03RMM S-QC8001*	BBD-03RMF S-QC8001*
	Solder Type (For Power Group)	BD-03RMM S-QC800P	BD-03RMF S-QC800P	BB-03RMM S-QC800P	BB-03RMF S-QC800P	-	-
<b>Receptacle With Wires, Circular Flange, FRONT Fastened Nut, Push Lock, IP68 (Unmated)</b> ① Wire Length: (10) 100mm ~ (50) 500mm <sup>1)</sup>   Nut Torque Value: 6 ~ 8 kgf.cm   Recommended Panel Thickness: (with cap) max. 3.0mm, (without cap) max. 4.0mm							
	UL1430, XL-PVC Jacket	BD-03PMM S-QC8A ①*	BD-03PMF S-QC8A ①*	BB-03PMM S-QC8A ①*	BB-03PMF S-QC8A ①*	BBD-03PMM S-QC8A ①*	BBD-03PMF S-QC8A ①*
<b>Receptacle With Wires, Circular Flange, REAR Fastened Nut, Push Lock, IP68 (Unmated)</b> ① Wire Length: (10) 100mm ~ (50) 500mm <sup>1)</sup>   Nut Torque Value: 6 ~ 8 kgf.cm   Recommended Panel Thickness: (with cap) max. 3.0mm, (without cap) max. 4.0mm							
	UL1430, XL-PVC Jacket	BD-03RMM S-QC8A ①*	BD-03RMF S-QC8A ①*	BB-03RMM S-QC8A ①*	BB-03RMF S-QC8A ①*	BBD-03RMM S-QC8A ①*	BBD-03RMF S-QC8A ①*
<b>STRAIGHT, Overmolded Cable Assembly, Free Cable End, With Strain Relief, Push Lock, IP68 (Mated)</b> ① Cable Length: (01) 1M ~ (99) 99M <sup>1)</sup>							
	UL21388, PVC Jacket (For Data Group)	BD-03AMM M-QL8D ①	BD-03AMF M-QL8D ①	BB-03AMM M-QL8D ①	BB-03AMF M-QL8D ①	-	-
	UL SJTW, PVC Jacket (For Power Group)	BD-03AMM M-QL8E ①	BD-03AMF M-QL8E ①	BB-03AMM M-QL8E ①	BB-03AMF M-QL8E ①	-	-
	UL21996, PVC Jacket (For Hybrid Group)	-	-	-	-	BBD-03AMM M-QL8F ①*	BBD-03AMF M-QL8F ①*
	SOOW/H07RN-F, CPE Jacket (For Power Group)	-	-	BB-03AMM M-QL8K ①*	BB-03AMF M-QL8K ①*	-	-
	UL21409, XL-PE Jacket (LSZH, For Power Group)	-	-	BB-03AMM M-QL8L ①	BB-03AMF M-QL8L ①	-	-

No of Contacts		3				
Rated Voltage (AC/DC)		30 ~ 300V				
Nominal Current		5A		10A		
Plastic / Metal		Plastic		Plastic		
Pin Assignment						
<b>MM</b> : Male Connector Male Contact <b>FF</b> : Female Connector Female Contact <b>MF</b> : Male Connector Female Contact <b>FM</b> : Female Connector Male Contact						
<b>STRAIGHT-TO-STRAIGHT, Overmolded Double-Ended Cable Assembly, IP68 (Mated)</b>						
10 Cable Length: (A05) 0.5M, (001) 1M ~ (099) 99M <sup>1)</sup>   Connector / Contact Gender: <b>(M)</b> MM, <b>(F)</b> FF, <b>(B)</b> FM, <b>(H)</b> MF						
	UL21388, PVC Jacket (For Data Group)	End1: <b>(M)</b> MM   End2: <b>(M)</b> MM	AB-BD03ML-BDML-QD <sup>10</sup>	-	AB-BB03ML-BBML-QD <sup>10</sup>	-
		End1: <b>(M)</b> MM   End2: <b>(H)</b> MF	AB-BD03ML-BDHL-QD <sup>10</sup>	-	AB-BB03ML-BBHL-QD <sup>10</sup>	-
		End1: <b>(H)</b> MF   End2: <b>(H)</b> MF	-	AB-BD03HL-BDHL-QD <sup>10</sup>	-	AB-BB03HL-BBHL-QD <sup>10</sup>
	UL SJWT, PVC Jacket (For Power Group)	End1: <b>(M)</b> MM   End2: <b>(M)</b> MM	AB-BD03ML-BDML-QE <sup>10</sup>	-	AB-BB03ML-BBML-QE <sup>10</sup>	-
		End1: <b>(M)</b> MM   End2: <b>(H)</b> MF	AB-BD03ML-BDHL-QE <sup>10</sup>	-	AB-BB03ML-BBHL-QE <sup>10</sup>	-
		End1: <b>(H)</b> MF   End2: <b>(H)</b> MF	-	AB-BD03HL-BDHL-QE <sup>10</sup>	-	AB-BB03HL-BBHL-QE <sup>10</sup>
	UL21388, PVC Jacket (For Data Group)	End1: <b>(M)</b> MM   End2: <b>(F)</b> FF	AB-BD03ML-BDFL-QD <sup>10</sup>	-	AB-BB03ML-BBFL-QD <sup>10</sup>	-
		End1: <b>(M)</b> MM   End2: <b>(B)</b> FM	AB-BD03ML-BDBL-QD <sup>10</sup>	-	AB-BB03ML-BBBL-QD <sup>10</sup>	-
		End1: <b>(H)</b> MF   End2: <b>(B)</b> FM	-	AB-BD03HL-BDBL-QD <sup>10</sup>	-	AB-BB03HL-BBBL-QD <sup>10</sup>
	UL SJWT, PVC Jacket (For Power Group)	End1: <b>(M)</b> MM   End2: <b>(F)</b> FF	AB-BD03ML-BDFL-QE <sup>10</sup>	-	AB-BB03ML-BBFL-QE <sup>10</sup>	-
		End1: <b>(M)</b> MM   End2: <b>(B)</b> FM	AB-BD03ML-BDBL-QE <sup>10</sup>	-	AB-BB03ML-BBBL-QE <sup>10</sup>	-
		End1: <b>(H)</b> MF   End2: <b>(B)</b> FM	-	AB-BD03HL-BDBL-QE <sup>10</sup>	-	AB-BB03HL-BBBL-QE <sup>10</sup>
<b>STRAIGHT-TO-RIGHT ANGLE, Overmolded Double-Ended Cable Assembly, Push Lock, IP68 (Mated)</b>						
10 Cable Length: (A05) 0.5M, (001) 1M ~ (099) 99M <sup>1)</sup>   Connector / Contact Gender: <b>(M)</b> MM, <b>(F)</b> FF, <b>(B)</b> FM, <b>(H)</b> MF						
	UL21388, PVC Jacket (For Data Group)	End1: <b>(M)</b> MM   End2: <b>(F)</b> FF	AB-BD03ML-BDFR-QD <sup>10</sup>	-	AB-BB03ML-BBFR-QD <sup>10</sup>	-
		End1: <b>(M)</b> MM   End2: <b>(B)</b> FM	AB-BD03ML-BDBR-QD <sup>10</sup>	-	AB-BB03ML-BBFR-QD <sup>10</sup>	-
		End1: <b>(H)</b> MF   End2: <b>(B)</b> FM	-	AB-BD03HL-BDBR-QD <sup>10</sup>	-	AB-BB03HL-BBFR-QD <sup>10</sup>
	UL SJWT, PVC Jacket (For Power Group)	End1: <b>(M)</b> MM   End2: <b>(F)</b> FF	AB-BD03ML-BDFR-QE <sup>10</sup>	-	AB-BB03ML-BBFR-QE <sup>10</sup>	-
		End1: <b>(M)</b> MM   End2: <b>(B)</b> FM	AB-BD03ML-BDBR-QE <sup>10</sup>	-	AB-BB03ML-BBFR-QE <sup>10</sup>	-
		End1: <b>(H)</b> MF   End2: <b>(B)</b> FM	-	AB-BD03HL-BDBR-QE <sup>10</sup>	-	AB-BB03HL-BBFR-QE <sup>10</sup>

\*Upon Request

<sup>1)</sup> Standard Lengths: 1M, 2M, 3M, 4M, 5M and 10M. Higher MOQ Might Be Required For Non-Standard Lengths

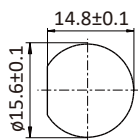
No of Contacts		3				
Rated Voltage (AC/DC)		30 ~ 300V				
Nominal Current		5A		10A		
Plastic / Metal		Plastic		Plastic		
Pin Assignment		MM	MF	MM	MF	
<b>MM</b> : Male Connector Male Contact <b>MF</b> : Male Connector Female Contact						
Field Serviceable/Installable, <b>STRAIGHT</b> , Without Strain Relief, Push Lock, IP68 (Mated) Sealing Nut Torque Value: 6 ~ 15 kgf.cm   Recommended Cable O.D.: (Red Seal) 5.0 ~ 6.0mm, (Yellow Seal) 6.0 ~ 8.0mm, (Blue Seal) 8.0 ~ 10.0mm						
	Solder Type, For Data Group, Connector With Contacts	All Seals	BD-03B <b>MMG</b> - QL8AP0 *	BD-03B <b>MF</b> G- QL8AP0 *	-	-
		5.0 ~ 6.0mm Red Seal	BD-03B <b>MMG</b> - QL8SP0 *	BD-03B <b>MF</b> G- QL8SP0 *	-	-
		6.0 ~ 8.0mm Yellow Seal	BD-03B <b>MMG</b> - QL8MP0 *	BD-03B <b>MF</b> G- QL8MP0 *	-	-
		8.0 ~ 10.0mm Blue Seal	BD-03B <b>MMG</b> - QL8LP0 *	BD-03B <b>MF</b> G- QL8LP0 *	-	-
	Solder Type, For Power Group, Connector With Contacts	All Seals	-	-	BB-03B <b>MMG</b> - QL8APP *	BB-03B <b>MF</b> G- QL8APP *
		5.0 ~ 6.0mm Red Seal	-	-	BB-03B <b>MMG</b> - QL8SPP *	BB-03B <b>MF</b> G- QL8SPP *
		6.0 ~ 8.0mm Yellow Seal	-	-	BB-03B <b>MMG</b> - QL8MPP *	BB-03B <b>MF</b> G- QL8MPP *
		8.0 ~ 10.0mm Blue Seal	-	-	BB-03B <b>MMG</b> - QL8LPP *	BB-03B <b>MF</b> G- QL8LPP *
	Screw-in Type, For Data Group, Connector With Contacts	All Seals	BD-03B <b>MMB</b> - QL8AP0 *	BD-03B <b>MF</b> B- QL8AP0 *	-	-
		5.0 ~ 6.0mm Red Seal	BD-03B <b>MMB</b> - QL8SP0 *	BD-03B <b>MF</b> B- QL8SP0 *	-	-
		6.0 ~ 8.0mm Yellow Seal	BD-03B <b>MMB</b> - QL8MP0 *	BD-03B <b>MF</b> B- QL8MP0 *	-	-
		8.0 ~ 10.0mm Blue Seal	BD-03B <b>MMB</b> - QL8LP0 *	BD-03B <b>MF</b> B- QL8LP0 *	-	-
	Screw-in Type, For Power Group, Connector With Contacts	All Seals	-	-	BB-03B <b>MMB</b> - QL8APP *	BB-03B <b>MF</b> B- QL8APP *
		5.0 ~ 6.0mm Red Seal	-	-	BB-03B <b>MMB</b> - QL8SPP *	BB-03B <b>MF</b> B- QL8SPP *
		6.0 ~ 8.0mm Yellow Seal	-	-	BB-03B <b>MMB</b> - QL8MPP *	BB-03B <b>MF</b> B- QL8MPP *
		8.0 ~ 10.0mm Blue Seal	-	-	BB-03B <b>MMB</b> - QL8LPP *	BB-03B <b>MF</b> B- QL8LPP *
	Push-in Type, For Power Group, Connector With Contacts	All Seals	-	-	BB-03B <b>MME</b> - QL8APP *	BB-03B <b>MF</b> E- QL8APP *
		5.0 ~ 6.0mm Red Seal	-	-	BB-03B <b>MME</b> - QL8SPP *	BB-03B <b>MF</b> E- QL8SPP *
		6.0 ~ 8.0mm Yellow Seal	-	-	BB-03B <b>MME</b> - QL8MPP *	BB-03B <b>MF</b> E- QL8MPP *
		8.0 ~ 10.0mm Blue Seal	-	-	BB-03B <b>MME</b> - QL8LPP *	BB-03B <b>MF</b> E- QL8LPP *
	Crimp Type, For Data Group, Connector With Contacts	All Seals	BD-03B <b>MM</b> A- QL8AP0	BD-03B <b>MF</b> A- QL8AP0	-	-
		5.0 ~ 6.0mm Red Seal	BD-03B <b>MM</b> A- QL8SP0	BD-03B <b>MF</b> A- QL8SP0	-	-
		6.0 ~ 8.0mm Yellow Seal	BD-03B <b>MM</b> A- QL8MP0	BD-03B <b>MF</b> A- QL8MP0	-	-
		8.0 ~ 10.0mm Blue Seal	BD-03B <b>MM</b> A- QL8LP0	BD-03B <b>MF</b> A- QL8LP0	-	-
	Crimp Type, For Power Group, Connector With Contacts	All Seals	-	-	BB-03B <b>MM</b> A- QL8APP *	BB-03B <b>MF</b> A- QL8APP *
		5.0 ~ 6.0mm Red Seal	-	-	BB-03B <b>MM</b> A- QL8SPP *	BB-03B <b>MF</b> A- QL8SPP *
		6.0 ~ 8.0mm Yellow Seal	-	-	BB-03B <b>MM</b> A- QL8MPP *	BB-03B <b>MF</b> A- QL8MPP *
		8.0 ~ 10.0mm Blue Seal	-	-	BB-03B <b>MM</b> A- QL8LPP *	BB-03B <b>MF</b> A- QL8LPP *

No of Contacts	4				4 (2+2)		
Rated Voltage (AC/DC)	30 ~ 300V				30 ~ 300V		
Nominal Current	5A		10A		10A+5A		
Plastic / Metal	Plastic		Plastic		Plastic		
Pin Assignment	MM	MF	MM	MF	MM	MF	
<b>MM</b> : Male Connector Male Contact <b>FF</b> : Female Connector Female Contact <b>MF</b> : Male Connector Female Contact <b>FM</b> : Female Connector Male Contact							
<b>Receptacle, Circular Flange, FRONT Fastened Nut, Push Lock, IP68 (Unmated)</b> Nut Torque Value: 6 ~ 8 kgf.cm   Recommended Panel Thickness: (with cap) max. 3.0mm, (without cap) max. 4.0mm							
	Solder Type (For Data Group)	BD-04PMM S-QC8001	BD-04PMF S-QC8001	BB-04PMM S-QC8001	BB-04PMF S-QC8001*	BBD-04PMM S-QC8001*	BBD-04PMF S-QC8001*
	Solder Type (For Power Group)	-	-	BB-04PMM S-QC800P	-	-	-
	180° PCB Type (For Data Group)	BD-04PMM P-QC8001*	BD-04PMF P-QC8001*	BB-04PMM P-QC8001*	BB-04PMF P-QC8001*	BBD-04PMM P-QC8001*	BBD-04PMF P-QC8001*
<b>Receptacle, Circular Flange, REAR Fastened Nut, Push Lock, IP68 (Unmated)</b> Nut Torque Value: 6 ~ 8 kgf.cm   Recommended Panel Thickness: (with cap) max. 3.0mm, (without cap) max. 4.0mm							
	Solder Type (For Data Group)	BD-04RMM S-QC8001	BD-04RMF S-QC8001	BB-04RMM S-QC8001	BB-04RMF S-QC8001*	BBD-04RMM S-QC8001*	BBD-04RMF S-QC8001*
	Solder Type (For Power Group)	-	-	BB-04RMM S-QC800P	-	-	-
<b>Receptacle With Wires, Circular Flange, FRONT Fastened Nut, Push Lock, IP68 (Unmated)</b> ① Wire Length: (10) 100mm ~ (50) 500mm <sup>1)</sup>   Nut Torque Value: 6 ~ 8 kgf.cm   Recommended Panel Thickness: (with cap) max. 3.0mm, (without cap) max. 4.0mm							
	UL1430, XL-PVC Jacket	BD-04PMM S-QC8A ①*	BD-04PMF S-QC8A ①*	BB-04PMM S-QC8A ①*	BB-04PMF S-QC8A ①*	BBD-04PMM S-QC8A ①*	BBD-04PMF S-QC8A ①*
<b>Receptacle With Wires, Circular Flange, REAR Fastened Nut, Push Lock, IP68 (Unmated)</b> ① Wire Length: (10) 100mm ~ (50) 500mm <sup>1)</sup>   Nut Torque Value: 6 ~ 8 kgf.cm   Recommended Panel Thickness: (with cap) max. 3.0mm, (without cap) max. 4.0mm							
	UL1430, XL-PVC Jacket	BD-04RMM S-QC8A ①*	BD-04RMF S-QC8A ①*	BB-04RMM S-QC8A ①*	BB-04RMF S-QC8A ①*	BBD-04RMM S-QC8A ①*	BBD-04RMF S-QC8A ①*
<b>STRAIGHT, Overmolded Cable Assembly, Free Cable End, With Strain Relief, Push Lock, IP68 (Mated)</b> ① Cable Length: (01) 1M ~ (99) 99M <sup>1)</sup>							
	UL21388, PVC Jacket (For Data Group)	BD-04AMM M-QL8D ①	BD-04AMF M-QL8D ①	BB-04AMM M-QL8D ①	BB-04AMF M-QL8D ①*	-	-
	UL SJTW, PVC Jacket (For Power Group)	-	-	BB-04AMM M-QL8E ①	-	-	-
	UL21996, PVC Jacket For Hybrid Group)	-	-	-	-	BBD-04AMM M-QL8F ①*	BBD-04AMF M-QL8F ①*
	SOOW/H07RN-F, CPE Jacket (For Power Group)	-	-	BB-04AMM M-QL8K ①*	-	-	-
	UL21409, XL-PE Jacket (LSZH, For Power Group)	-	-	BB-04AMM M-QL8L ①*	-	-	-

**\*Upon Request**



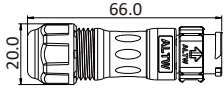
<sup>1)</sup> Standard Lengths: 1M, 2M, 3M, 4M, 5M and 10M. Higher MOQ Might Be Required For Non-Standard Lengths

**Panel Cut Out**



Circular Flange (D Cut) (Unit: mm)

No of Contacts		4					
Rated Voltage (AC/DC)		30 ~ 300V					
Nominal Current		5A		10A			
Plastic / Metal		Plastic		Plastic			
Pin Assignment							
<b>MM</b> : Male Connector Male Contact <b>FF</b> : Female Connector Female Contact <b>MF</b> : Male Connector Female Contact <b>FM</b> : Female Connector Male Contact							
<b>STRAIGHT-TO-STRAIGHT, Overmolded Double-Ended Cable Assembly, IP68 (Mated)</b>							
⑩ Cable Length: (A05) 0.5M, (001) 1M ~ (099) 99M <sup>①</sup>   Connector / Contact Gender: <b>(M)</b> MM, <b>(F)</b> FF, <b>(B)</b> FM, <b>(H)</b> MF							
	UL21388, PVC Jacket (For Data Group)	End1: <b>(M)</b> MM   End2: <b>(M)</b> MM	AB-BD04 <b>ML</b> -BDML-QD ⑩	-	AB-BB04 <b>ML</b> -BBML-QD ⑩	-	
		End1: <b>(M)</b> MM   End2: <b>(H)</b> MF	AB-BD04 <b>ML</b> -BDHL-QD ⑩	-	AB-BB04 <b>ML</b> -BBHL-QD ⑩*	-	
		End1: <b>(H)</b> MF   End2: <b>(H)</b> MF	-	AB-BD04 <b>HL</b> -BDHL-QD ⑩	-	AB-BB04 <b>HL</b> -BBHL-QD ⑩*	-
	UL SJWT, PVC Jacket (For Power Group)	End1: <b>(M)</b> MM   End2: <b>(M)</b> MM	AB-BD04 <b>ML</b> -BDML-QE ⑩*	-	AB-BB04 <b>ML</b> -BBML-QE ⑩	-	-
		End1: <b>(M)</b> MM   End2: <b>(H)</b> MF	AB-BD04 <b>ML</b> -BDHL-QE ⑩*	-	AB-BB04 <b>ML</b> -BBHL-QE ⑩*	-	-
		End1: <b>(H)</b> MF   End2: <b>(H)</b> MF	-	AB-BD04 <b>HL</b> -BDHL-QE ⑩*	-	AB-BB04 <b>HL</b> -BBHL-QE ⑩*	-
	UL21388, PVC Jacket (For Data Group)	End1: <b>(M)</b> MM   End2: <b>(F)</b> FF	AB-BD04 <b>ML</b> -BDFL-QD ⑩	-	AB-BB04 <b>ML</b> -BBFL-QD ⑩	-	
		End1: <b>(M)</b> MM   End2: <b>(B)</b> FM	AB-BD04 <b>ML</b> -BDBL-QD ⑩	-	AB-BB04 <b>ML</b> -BBBL-QD ⑩*	-	
		End1: <b>(H)</b> MF   End2: <b>(B)</b> FM	-	AB-BD04 <b>HL</b> -BDBL-QD ⑩	-	AB-BB04 <b>HL</b> -BBBL-QD ⑩*	-
	UL SJWT, PVC Jacket (For Power Group)	End1: <b>(M)</b> MM   End2: <b>(F)</b> FF	AB-BD04 <b>ML</b> -BDFL-QE ⑩*	-	AB-BB04 <b>ML</b> -BBFL-QE ⑩	-	-
		End1: <b>(M)</b> MM   End2: <b>(B)</b> FM	AB-BD04 <b>ML</b> -BDBL-QE ⑩*	-	AB-BB04 <b>ML</b> -BBBL-QE ⑩*	-	-
		End1: <b>(H)</b> MF   End2: <b>(B)</b> FM	-	AB-BD04 <b>HL</b> -BDBL-QE ⑩*	-	AB-BB04 <b>HL</b> -BBBL-QE ⑩*	-
<b>STRAIGHT-TO-RIGHT ANGLE, Overmolded Double-Ended Cable Assembly, Push Lock, IP68 (Mated)</b>							
⑩ Cable Length: (A05) 0.5M, (001) 1M ~ (099) 99M <sup>①</sup>   Connector / Contact Gender: <b>(M)</b> MM, <b>(F)</b> FF, <b>(B)</b> FM, <b>(H)</b> MF							
	UL21388, PVC Jacket (For Data Group)	End1: <b>(M)</b> MM   End2: <b>(F)</b> FF	AB-BD04 <b>ML</b> -BDFR-QD ⑩	-	AB-BB04 <b>ML</b> -BBFR-QD ⑩	-	
		End1: <b>(M)</b> MM   End2: <b>(B)</b> FM	AB-BD04 <b>ML</b> -BDBR-QD ⑩	-	AB-BB04 <b>ML</b> -BBBR-QD ⑩*	-	
		End1: <b>(H)</b> MF   End2: <b>(B)</b> FM	-	AB-BD04 <b>HL</b> -BDBR-QD ⑩	-	AB-BB04 <b>HL</b> -BBBR-QD ⑩*	-
	UL SJWT, PVC Jacket (For Power Group)	End1: <b>(M)</b> MM   End2: <b>(F)</b> FF	AB-BD04 <b>ML</b> -BDFR-QE ⑩*	-	AB-BB04 <b>ML</b> -BBFR-QE ⑩	-	-
		End1: <b>(M)</b> MM   End2: <b>(B)</b> FM	AB-BD04 <b>ML</b> -BDBR-QE ⑩*	-	AB-BB04 <b>ML</b> -BBBR-QE ⑩*	-	-
		End1: <b>(H)</b> MF   End2: <b>(B)</b> FM	-	AB-BD04 <b>HL</b> -BDBR-QE ⑩*	-	AB-BB04 <b>HL</b> -BBBR-QE ⑩*	-

No of Contacts		4			
Rated Voltage (AC/DC)		30 ~ 300V			
Nominal Current		5A		10A	
Plastic / Metal		Plastic		Plastic	
Pin Assignment		MM	MF	MM	
<b>MM</b> : Male Connector Male Contact <b>MF</b> : Male Connector Female Contact					
Field Serviceable/Installable, <b>STRAIGHT</b> , Without Strain Relief, Push Lock, IP68 (Mated)					
Sealing Nut Torque Value: 6 ~ 15 kgf.cm   Recommended Cable O.D.: (Red Seal) 5.0 ~ 6.0mm, (Yellow Seal) 6.0 ~ 8.0mm, (Blue Seal) 8.0 ~ 10.0mm					
	Solder Type, For Data Group, Connector With Contacts	All Seals	BD-04B <b>MMG</b> -QL8AP0 *	BD-04B <b>MF G</b> -QL8AP0 *	-
		5.0 ~ 6.0mm Red Seal	BD-04B <b>MMG</b> -QL8SPO *	BD-04B <b>MF G</b> -QL8SPO *	-
		6.0 ~ 8.0mm Yellow Seal	BD-04B <b>MMG</b> -QL8MPO *	BD-04B <b>MF G</b> -QL8MPO *	-
		8.0 ~ 10.0mm Blue Seal	BD-04B <b>MMG</b> -QL8LPO *	BD-04B <b>MF G</b> -QL8LPO *	-
	Solder Type, For Power Group, Connector With Contacts	All Seals	-	-	BB-04B <b>MMG</b> -QL8APP *
		5.0 ~ 6.0mm Red Seal	-	-	BB-04B <b>MMG</b> -QL8SPP *
		6.0 ~ 8.0mm Yellow Seal	-	-	BB-04B <b>MMG</b> -QL8MPP *
		8.0 ~ 10.0mm Blue Seal	-	-	BB-04B <b>MMG</b> -QL8LPP *
	Screw-in Type, For Data Group, Connector With Contacts	All Seals	BD-04B <b>MMB</b> -QL8AP0 *	BD-04B <b>MF B</b> -QL8AP0 *	-
		5.0 ~ 6.0mm Red Seal	BD-04B <b>MMB</b> -QL8SPO *	BD-04B <b>MF B</b> -QL8SPO *	-
		6.0 ~ 8.0mm Yellow Seal	BD-04B <b>MMB</b> -QL8MPO *	BD-04B <b>MF B</b> -QL8MPO *	-
		8.0 ~ 10.0mm Blue Seal	BD-04B <b>MMB</b> -QL8LPO *	BD-04B <b>MF B</b> -QL8LPO *	-
	Screw-in Type, For Power Group, Connector With Contacts	All Seals	-	-	BB-04B <b>MMB</b> -QL8APP *
		5.0 ~ 6.0mm Red Seal	-	-	BB-04B <b>MMB</b> -QL8SPP *
		6.0 ~ 8.0mm Yellow Seal	-	-	BB-04B <b>MMB</b> -QL8MPP *
		8.0 ~ 10.0mm Blue Seal	-	-	BB-04B <b>MMB</b> -QL8LPP *
	Push-in Type, For Power Group, Connector With Contacts	All Seals	-	-	BB-04B <b>MME</b> -QL8APP *
		5.0 ~ 6.0mm Red Seal	-	-	BB-04B <b>MME</b> -QL8SPP *
		6.0 ~ 8.0mm Yellow Seal	-	-	BB-04B <b>MME</b> -QL8MPP *
		8.0 ~ 10.0mm Blue Seal	-	-	BB-04B <b>MME</b> -QL8LPP *
	Crimp Type, For Data Group, Connector With Contacts	All Seals	BD-04B <b>MM A</b> -QL8AP0	BD-04B <b>MF A</b> -QL8AP0	-
		5.0 ~ 6.0mm Red Seal	BD-04B <b>MM A</b> -QL8SPO	BD-04B <b>MF A</b> -QL8SPO	-
		6.0 ~ 8.0mm Yellow Seal	BD-04B <b>MM A</b> -QL8MPO	BD-04B <b>MF A</b> -QL8MPO	-
		8.0 ~ 10.0mm Blue Seal	BD-04B <b>MM A</b> -QL8LPO	BD-04B <b>MF A</b> -QL8LPO	-
	Crimp Type, For Power Group, Connector With Contacts	All Seals	-	-	BB-04B <b>MM A</b> -QL8APP *
		5.0 ~ 6.0mm Red Seal	-	-	BB-04B <b>MM A</b> -QL8SPP *
		6.0 ~ 8.0mm Yellow Seal	-	-	BB-04B <b>MM A</b> -QL8MPP *
		8.0 ~ 10.0mm Blue Seal	-	-	BB-04B <b>MM A</b> -QL8LPP *

\*Upon Request

<sup>1)</sup> Standard Lengths: 1M, 2M, 3M, 4M, 5M and 10M. Higher MOQ Might Be Required For Non-Standard Lengths

No of Contacts	5	5 (2+3)	6
Rated Voltage (AC/DC)	30 ~ 300V	30 ~ 300V	30 ~ 300V
Nominal Current	5A	10A+5A	5A
Plastic / Metal	Plastic		Plastic
Pin Assignment	MM	MF	MM MF
MM: Male Connector Male Contact FF: Female Connector Female Contact MF: Male Connector Female Contact FM: Female Connector Male Contact			

**Receptacle, Circular Flange, FRONT Fastened Nut, Push Lock, IP68 (Unmated)**  
Nut Torque Value: 6 ~ 8 kgf.cm | Recommended Panel Thickness: (with cap) max. 3.0mm, (without cap) max. 4.0mm

	Solder Type (For Data Group)	BD-05PMM S-QC8001	BD-05PMF S-QC8001	BBD-05PMM S-QC8001*	BBD-05PMF S-QC8001*	BD-06PMM S-QC8001	BD-06PMF S-QC8001
	180° PCB Type (For Data Group)	BD-05PMM P-QC8001*	BD-05PMF P-QC8001*	BBD-05PMM P-QC8001*	BBD-05PMF P-QC8001*	BD-06PMM P-QC8001*	BD-06PMF P-QC8001*

**Receptacle, Circular Flange, REAR Fastened Nut, Push Lock, IP68 (Unmated)**  
Nut Torque Value: 6 ~ 8 kgf.cm | Recommended Panel Thickness: (with cap) max. 3.0mm, (without cap) max. 4.0mm

	Solder Type (For Data Group)	BD-05RMM S-QC8001	BD-05RMF S-QC8001	BBD-05RMM S-QC8001*	BBD-05RMF S-QC8001*	BD-06RMM S-QC8001	BD-06RMF S-QC8001
--	------------------------------	----------------------	----------------------	------------------------	------------------------	----------------------	----------------------

**Receptacle With Wires, Circular Flange, FRONT Fastened Nut, Push Lock, IP68 (Unmated)**  
① Wire Length: (10) 100mm ~ (50) 500mm<sup>1)</sup> | Nut Torque Value: 6 ~ 8 kgf.cm | Recommended Panel Thickness: (with cap) max. 3.0mm, (without cap) max. 4.0mm

	UL1430, XL-PVC Jacket	BD-05PMM S-QC8A①*	BD-05PMF S-QC8A①*	BBD-05PMM S-QC8A①*	BBD-05PMF S-QC8A①*	BD-06PMM S-QC8A①*	BD-06PMF S-QC8A①*
--	-----------------------	----------------------	----------------------	-----------------------	-----------------------	----------------------	----------------------

**Receptacle With Wires, Circular Flange, REAR Fastened Nut, Push Lock, IP68 (Unmated)**  
① Wire Length: (10) 100mm ~ (50) 500mm<sup>1)</sup> | Nut Torque Value: 6 ~ 8 kgf.cm | Recommended Panel Thickness: (with cap) max. 3.0mm, (without cap) max. 4.0mm

	UL1430, XL-PVC Jacket	BD-05RMM S-QC8A①*	BD-05RMF S-QC8A①*	BBD-05RMM S-QC8A①*	BBD-05RMF S-QC8A①*	BD-06RMM S-QC8A①*	BD-06RMF S-QC8A①*
--	-----------------------	----------------------	----------------------	-----------------------	-----------------------	----------------------	----------------------

**STRAIGHT, Overmolded Cable Assembly, Free Cable End, With Strain Relief, Push Lock, IP68 (Mated)**  
① Cable Length: (01) 1M ~ (99) 99M<sup>1)</sup>

	UL21388, PVC Jacket (For Data Group)	BD-05AMM M-QL8D①	BD-05AMF M-QL8D①	-	-	BD-06AMM M-QL8D①	BD-06AMF M-QL8D①
	UL21996, PVC Jacket (For Hybrid Group)	-	-	BBD-05AMM M-QL8F①*	BBD-05AMF M-QL8F①*	-	-

**Field Serviceable/Installable, STRAIGHT, Without Strain Relief, Push Lock, IP68 (Mated)**  
Sealing Nut Torque Value: 6 ~ 15 kgf.cm | Recommended Cable O.D.: (Red Seal) 5.0 ~ 6.0mm, (Yellow Seal) 6.0 ~ 8.0mm, (Blue Seal) 8.0 ~ 10.0mm

	Solder Type, For Data Group, Connector With Contacts	All Seals	BD-05BMM G-QL8AP0*	BD-05BMF G-QL8AP0*	-	-	BD-06BMMG QL8AP0*	BD-06BMFG QL8AP0*
		5.0 ~ 6.0mm Red Seal	BD-05BMM G-QL8SP0*	BD-05BMF G-QL8SP0*	-	-	BD-06BMMG QL8SP0*	BD-06BMFG QL8SP0*
		6.0 ~ 8.0mm Yellow Seal	BD-05BMM G-QL8MP0*	BD-05BMF G-QL8MP0*	-	-	BD-06BMMG QL8MP0*	BD-06BMFG QL8MP0*
		8.0 ~ 10.0mm Blue Seal	BD-05BMM G-QL8LP0*	BD-05BMF G-QL8LP0*	-	-	BD-06BMMG QL8LP0*	BD-06BMFG QL8LP0*
	Screw-in Type, For Data Group, Connector With Contacts	All Seals	BD-05BMM B-QL8AP0*	BD-05BMF B-QL8AP0*	-	-	BD-06BMMB QL8AP0*	BD-06BMFB QL8AP0*
		5.0 ~ 6.0mm Red Seal	BD-05BMM B-QL8SP0*	BD-05BMF B-QL8SP0*	-	-	BD-06BMMB QL8SP0*	BD-06BMFB QL8SP0*
		6.0 ~ 8.0mm Yellow Seal	BD-05BMM B-QL8MP0*	BD-05BMF B-QL8MP0*	-	-	BD-06BMMB QL8MP0*	BD-06BMFB QL8MP0*
		8.0 ~ 10.0mm Blue Seal	BD-05BMM B-QL8LP0*	BD-05BMF B-QL8LP0*	-	-	BD-06BMMB QL8LP0*	BD-06BMFB QL8LP0*
	Crimp Type, For Data Group, Connector With Contacts	All Seals	BD-05BMM A-QL8AP0	BD-05BMF A-QL8AP0	-	-	BD-06BMM A QL8AP0	BD-06BMFA QL8AP0
		5.0 ~ 6.0mm Red Seal	BD-05BMM A-QL8SP0	BD-05BMF A-QL8SP0	-	-	BD-06BMM A QL8SP0	BD-06BMFA QL8SP0
		6.0 ~ 8.0mm Yellow Seal	BD-05BMM A-QL8MP0	BD-05BMF A-QL8MP0	-	-	BD-06BMM A QL8MP0	BD-06BMFA QL8MP0
		8.0 ~ 10.0mm Blue Seal	BD-05BMM A-QL8LP0	BD-05BMF A-QL8LP0	-	-	BD-06BMM A QL8LP0	BD-06BMFA QL8LP0

**STRAIGHT-TO-STRAIGHT, Overmolded Double-Ended Cable Assembly, IP68 (Mated)**  
⑩ Cable Length: (A05) 0.5M, (001) 1M ~ (099) 99M<sup>1)</sup> | Connector / Contact Gender: (M) MM, (F) FF, (B) FM, (H) MF

	End1: (M) MM   End2: (M) MM	AB-BD05ML-BDML-QD⑩	-	-	-	AB-BD06ML-BDML-QD⑩	-
	End1: (M) MM   End2: (H) MF	AB-BD05ML-BDHL-QD⑩	-	-	-	AB-BD06ML-BDHL-QD⑩	-
	End1: (H) MF   End2: (H) MF	-	AB-BD05HL-BDHL-QD⑩	-	-	-	AB-BD06HL-BDHL-QD⑩
	End1: (M) MM   End2: (F) FF	AB-BD05ML-BDFL-QD⑩	-	-	-	AB-BD06ML-BDFL-QD⑩	-
	End1: (M) MM   End2: (B) FM	AB-BD05ML-BDBL-QD⑩	-	-	-	AB-BD06ML-BDBL-QD⑩	-
	End1: (H) MF   End2: (B) FM	-	AB-BD05HL-BDBL-QD⑩	-	-	-	AB-BD06HL-BDBL-QD⑩

**STRAIGHT-TO-RIGHT ANGLE, Overmolded Double-Ended Cable Assembly, Push Lock, IP68 (Mated)**  
⑩ Cable Length: (A05) 0.5M, (001) 1M ~ (099) 99M<sup>1)</sup> | Connector / Contact Gender: (M) MM, (F) FF, (B) FM, (H) MF

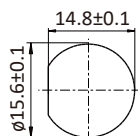
	End1: (M) MM   End2: (F) FF	AB-BD05ML-BDFR-QD⑩	-	-	-	AB-BD06ML-BDFR-QD⑩	-
	End1: (M) MM   End2: (B) FM	AB-BD05ML-BDBR-QD⑩	-	-	-	AB-BD06ML-BDBR-QD⑩	-
	End1: (H) MF   End2: (B) FM	-	AB-BD05HL-BDBR-QD⑩	-	-	-	AB-BD06HL-BDBR-QD⑩

No of Contacts		6 (2+4)	7	8				
Rated Voltage (AC/DC)		30 ~ 300V	30 ~ 300V	30 ~ 300V				
Nominal Current		10A+5A	5A	5A				
Plastic / Metal		Plastic	Plastic	Plastic				
Pin Assignment		MM MF	MM MF	MM MF				
MM : Male Connector Male Contact FF : Female Connector Female Contact MF : Male Connector Female Contact FM : Female Connector Male Contact								
<b>Receptacle, Circular Flange, FRONT Fastened Nut, Push Lock, IP68 (Unmated)</b>								
Nut Torque Value: 6 ~ 8 kgf.cm   Recommended Panel Thickness: (with cap) max. 3.0mm, (without cap) max. 4.0mm								
	Solder Type (For Data Group)	BBD-06PMM S-QC8001	BBD-06PMF S-QC8001	BD-07PMM S-QC8001	-	BD-08PMM S-QC8001	-	
	180° PCB Type (For Data Group)	BBD-06PMM P-QC8001*	BBD-06PMF P-QC8001*	BD-07PMM P-QC8001*	-	BD-08PMM P-QC8001*	-	
<b>Receptacle, Circular Flange, REAR Fastened Nut, Push Lock, IP68 (Unmated)</b>								
Nut Torque Value: 6 ~ 8 kgf.cm   Recommended Panel Thickness: (with cap) max. 3.0mm, (without cap) max. 4.0mm								
	Solder Type (For Data Group)	BBD-06RMM S-QC8001	BBD-06RMF S-QC8001	BD-07RMM S-QC8001	-	BD-08RMM S-QC8001	-	
	Solder Type (For Power Group)	-	-	BD-07RMM S-QC800P*	-	BD-08RMM S-QC800P*	-	
	180° PCB Type (For Data Group)	BBD-06RMM P-QC8001*	BBD-06RMF P-QC8001*	BD-07RMM P-QC8001*	-	BD-08RMM P-QC8001*	-	
<b>Receptacle With Wires, Circular Flange, FRONT Fastened Nut, Push Lock, IP68 (Unmated)</b>								
⑪ Wire Length: (10) 100mm ~ (50) 500mm <sup>1)</sup>   Nut Torque Value: 6 ~ 8 kgf.cm   Recommended Panel Thickness: (with cap) max. 3.0mm, (without cap) max. 4.0mm								
	UL1430, XL-PVC Jacket	BBD-06PMM S-QC8A ⑪*	BBD-06PMF S-QC8A ⑪*	BD-07PMM S-QC8A ⑪*	-	BD-08PMM S-QC8A ⑪*	-	
<b>Receptacle With Wires, Circular Flange, REAR Fastened Nut, Push Lock, IP68 (Unmated)</b>								
⑪ Wire Length: (10) 100mm ~ (50) 500mm <sup>1)</sup>   Nut Torque Value: 6 ~ 8 kgf.cm   Recommended Panel Thickness: (with cap) max. 3.0mm, (without cap) max. 4.0mm								
	UL1430, XL-PVC Jacket	BBD-06RMM S-QC8A ⑪*	BBD-06RMF S-QC8A ⑪*	BD-07RMM S-QC8A ⑪*	-	BD-08RMM S-QC8A ⑪*	-	
<b>STRAIGHT, Overmolded Cable Assembly, Free Cable End, With Strain Relief, Push Lock, IP68 (Mated)</b>								
⑪ Cable Length: (01) 1M ~ (99) 99M <sup>1)</sup>								
	UL21388, PVC Jacket (For Data Group)	-	-	BD-07AMM M-QL8D ⑪	-	BD-08AMM M-QL8D ⑪	-	
	UL SJTW, PVC Jacket (For Power Group)	-	-	BD-07AMM M-QL8E ⑪*	-	BD-08AMM M-QL8E ⑪*	-	
	UL21996, PVC Jacket (For Hybrid Group)	BBD-06AMM M-QL8F ⑪	BBD-06AMF M-QL8F ⑪	-	-	-	-	
<b>Field Serviceable/Installable, STRAIGHT, Without Strain Relief, Push Lock, IP68 (Mated)</b>								
Sealing Nut Torque Value: 6 ~ 15 kgf.cm   Recommended Cable O.D.: (Red Seal) 5.0 ~ 6.0mm, (Yellow Seal) 6.0 ~ 8.0mm, (Blue Seal) 8.0 ~ 10.0mm								
	Solder Type, For Data Group, Connector With Contacts	All Seals	-	-	BD-07BMM G-QL8AP0*	-	BD-08BMM G-QL8AP0*	-
		5.0 ~ 6.0mm Red Seal	-	-	BD-07BMM G-QL8SP0*	-	BD-08BMM G-QL8SP0*	-
		6.0 ~ 8.0mm Yellow Seal	-	-	BD-07BMM G-QL8MP0*	-	BD-08BMM G-QL8MP0*	-
		8.0 ~ 10.0mm Blue Seal	-	-	BD-07BMM G-QL8LP0*	-	BD-08BMM G-QL8LP0*	-
	Screw-in Type, For Data Group, Connector With Contacts	All Seals	-	-	BD-07BMM B-QL8AP0*	-	BD-08BMM B-QL8AP0*	-
		5.0 ~ 6.0mm Red Seal	-	-	BD-07BMM B-QL8SP0*	-	BD-08BMM B-QL8SP0*	-
		6.0 ~ 8.0mm Yellow Seal	-	-	BD-07BMM B-QL8MP0*	-	BD-08BMM B-QL8MP0*	-
		8.0 ~ 10.0mm Blue Seal	-	-	BD-07BMM B-QL8LP0*	-	BD-08BMM B-QL8LP0*	-
	Crimp Type, For Data Group, Connector With Contacts	All Seals	-	-	BD-07BMM A-QL8AP0	-	BD-08BMM A-QL8AP0	-
		5.0 ~ 6.0mm Red Seal	-	-	BD-07BMM A-QL8SP0	-	BD-08BMM A-QL8SP0	-
		6.0 ~ 8.0mm Yellow Seal	-	-	BD-07BMM A-QL8MP0	-	BD-08BMM A-QL8MP0	-
		8.0 ~ 10.0mm Blue Seal	-	-	BD-07BMM A-QL8LP0	-	BD-08BMM A-QL8LP0	-

\*Upon Request

<sup>1)</sup> Standard Lengths: 1M, 2M, 3M, 4M, 5M and 10M. Higher MOQ Might Be Required For Non-Standard Lengths

### Panel Cut Out



Circular Flange (D Cut) (Unit: mm)

No of Contacts	6 (2+4)	7	8
Rated Voltage (AC/DC)	30 ~ 300V	30 ~ 300V	30 ~ 300V
Nominal Current	10A+5A	5A	5A
Plastic / Metal	Plastic	Plastic	Plastic
Pin Assignment			
<b>MM</b> : Male Connector Male Contact <b>FF</b> : Female Connector Female Contact <b>MF</b> : Male Connector Female Contact <b>FM</b> : Female Connector Male Contact			

**STRAIGHT-TO-STRAIGHT, Overmolded Double-Ended Cable Assembly, IP68 (Mated)**

⑩ Cable Length: (A05) 0.5M, (001) 1M ~ (099) 99M<sup>3)</sup> | Connector / Contact Gender: **(M)** MM, **(F)** FF, **(B)** FM, **(H)** MF

	End1: <b>(M)</b> MM   End2: <b>(M)</b> MM	AB-BBD06ML-BBDML-QF ⑩	-	AB-BD07ML-BDML-QD ⑩	-	AB-BD08ML-BDML-QD ⑩	-
	End1: <b>(M)</b> MM   End2: <b>(H)</b> MF	AB-BBD06ML-BBDHL-QF ⑩	-	AB-BD07ML-BDHL-QD ⑩*	-	AB-BD08ML-BDHL-QD ⑩*	-
	End1: <b>(H)</b> MF   End2: <b>(H)</b> MF	-	AB-BBD06HL-BBDHL-QF ⑩	-	AB-BD07HL-BDHL-QD ⑩*	-	AB-BD08HL-BDHL-QD ⑩*
	End1: <b>(M)</b> MM   End2: <b>(F)</b> FF	AB-BBD06ML-BBDFL-QF ⑩	-	AB-BD07ML-BDFL-QD ⑩	-	AB-BD08ML-BDFL-QD ⑩	-
	End1: <b>(M)</b> MM   End2: <b>(B)</b> FM	AB-BBD06ML-BDBDL-QF ⑩	-	AB-BD07ML-BDBL-QD ⑩*	-	AB-BD08ML-BDBL-QD ⑩*	-
	End1: <b>(H)</b> MF   End2: <b>(B)</b> FM	-	AB-BBD06HL-BDBDL-QF ⑩	-	AB-BD07HL-BDBL-QD ⑩*	-	AB-BD08HL-BDBL-QD ⑩*

**STRAIGHT-TO-RIGHT ANGLE, Overmolded Double-Ended Cable Assembly, Push Lock, IP68 (Mated)**

⑩ Cable Length: (A05) 0.5M, (001) 1M ~ (099) 99M<sup>3)</sup> | Connector / Contact Gender: **(M)** MM, **(F)** FF, **(B)** FM, **(H)** MF

	UL21996, PVC Jacket (For Hybrid Group)	End1: <b>(M)</b> MM   End2: <b>(F)</b> FF	AB-BBD06ML-BBDFR-QF ⑩	-	AB-BD07ML-BDFR-QF ⑩*	-	AB-BD08ML-BDFR-QD ⑩	-
		End1: <b>(M)</b> MM   End2: <b>(B)</b> FM	AB-BBD06ML-BBDBR-QF ⑩	-	AB-BD07ML-BDBR-QF ⑩*	-	AB-BD08ML-BDBR-QD ⑩*	-
		End1: <b>(H)</b> MF   End2: <b>(B)</b> FM	-	AB-BBD06HL-BBDBR-QF ⑩	-	AB-BD07HL-BDBR-QD ⑩*	-	AB-BD08HL-BDBR-QD ⑩*
	UL21388, PVC Jacket (For Data Group)	End1: <b>(M)</b> MM   End2: <b>(F)</b> FF	AB-BBD06ML-BBDFR-QD ⑩*	-	AB-BD07ML-BDFR-QD ⑩	-	AB-BD08ML-BDFR-QF ⑩*	-
		End1: <b>(M)</b> MM   End2: <b>(B)</b> FM	AB-BBD06ML-BBDBR-QD ⑩*	-	AB-BD07ML-BDBR-QD ⑩*	-	AB-BD08ML-BDBR-QF ⑩*	-
		End1: <b>(H)</b> MF   End2: <b>(B)</b> FM	-	AB-BBD06HL-BBDBR-QD ⑩*	-	AB-BD07HL-BDBR-QF ⑩*	-	AB-BD08HL-BDBR-QF ⑩*

No of Contacts	2			
Rated Voltage (AC/DC)	30 ~ 600V			
Nominal Current	5A		10A	
Plastic / Metal	Plastic		Plastic	
Pin Assignment	FF	FM	FF	FM
<b>MM</b> : Male Connector Male Contact <b>FF</b> : Female Connector Female Contact <b>MF</b> : Male Connector Female Contact <b>FM</b> : Female Connector Male Contact				

**STRAIGHT**, Overmolded Cable Assembly, Free Cable End, With Strain Relief, Push Lock, IP68 (Mated)

⑪ Cable Length: (01) 1M ~ (99) 99M<sup>1)</sup>

	UL21388, PVC Jacket (For Data Group)	BD-02AFFM-QL8D ⑪	BD-02AFMM-QL8D ⑪	BB-02AFFM-QL8D ⑪	BB-02AFMM-QL8D ⑪
	UL SJTW, PVC Jacket (For Power Group)	-	-	BB-02AFFM-QL8E ⑪	BB-02AFMM-QL8E ⑪
	SOOW/H07RN-F, CPE Jacket (For Power Group)	-	-	BB-02AFFM-QL8K ⑪*	BB-02AFMM-QL8K ⑪*
	UL21409, XL-PE Jacket (LSZH, For Power Group)	-	-	BB-02AFFM-QL8L ⑪*	BB-02AFMM-QL8L ⑪*

**RIGHT ANGLE**, Overmolded Cable Assembly, Free Cable End, With Strain Relief, Push Lock, IP68 (Mated)

⑪ Cable Length: (01) 1M ~ (99) 99M<sup>1)</sup>

	UL21388, PVC Jacket (For Data Group)	BD-02AFFM-QR8D ⑪	BD-02AFMM-QR8D ⑪	BB-02AFFM-QR8D ⑪	BB-02AFMM-QR8D ⑪
	UL SJTW, PVC Jacket (For Power Group)	-	-	BB-02AFFM-QR8E ⑪	BB-02AFMM-QR8E ⑪
	SOOW/H07RN-F, Rubber Jacket (For Power Group)	-	-	BB-02AFFM-QR8K ⑪*	BB-02AFMM-QR8K ⑪*
	UL21409, XL-PE Jacket (LSZH, For Power Group)	-	-	BB-02AFFM-QR8L ⑪*	BB-02AFMM-QR8L ⑪*





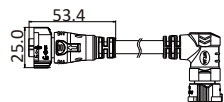
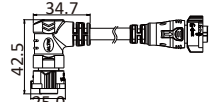
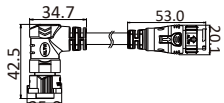
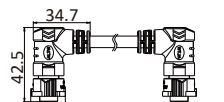
**STRAIGHT-TO-STRAIGHT**, Overmolded Double-Ended Cable Assembly, IP68 (Mated)

⑩ Cable Length: (A05) 0.5M, (001) 1M ~ (099) 99M<sup>1)</sup> | Connector / Contact Gender: **(F)** FF, **(B)** FM, **(H)** MF

	UL21388, PVC Jacket (For Data Group)	End1: <b>(F)</b> FF   End2: <b>(F)</b> FF	AB-BD02FL-BDFL-QD ⑩	-	AB-BB02FL-BBFL-QD ⑩	-
		End1: <b>(F)</b> FF   End2: <b>(B)</b> FM	AB-BD02FL-BDBL-QD ⑩	-	AB-BB02FL-BBBL-QD ⑩	-
		End1: <b>(B)</b> FM   End2: <b>(B)</b> FM	-	AB-BD02BL-BDBL-QD ⑩	-	AB-BB02BL-BBBL-QD ⑩
	UL SJTW, PVC Jacket (For Power Group)	End1: <b>(F)</b> FF   End2: <b>(F)</b> FF	AB-BD02FL-BDFL-QE ⑩*	-	AB-BB02FL-BBFL-QE ⑩	-
		End1: <b>(F)</b> FF   End2: <b>(B)</b> FM	AB-BD02FL-BDBL-QE ⑩*	-	AB-BB02FL-BBBL-QE ⑩	-
		End1: <b>(B)</b> FM   End2: <b>(B)</b> FM	-	AB-BD02BL-BDBL-QE ⑩*	-	AB-BB02BL-BBBL-QE ⑩
	UL21388, PVC Jacket (For Data Group)	End1: <b>(F)</b> FF   End2: <b>(H)</b> MF	AB-BD02FL-BDHL-QD ⑩	-	AB-BB02FL-BBHL-QD ⑩	-
	UL SJTW, PVC Jacket (For Power Group)	End1: <b>(F)</b> FF   End2: <b>(H)</b> MF	AB-BD02FL-BDHL-QE ⑩*	-	AB-BB02FL-BBHL-QE ⑩	-

\*Upon Request

<sup>1)</sup> Standard Lengths: 1M, 2M, 3M, 4M, 5M and 10M. Higher MOQ Might Be Required For Non-Standard Lengths

No of Contacts		2				
Rated Voltage (AC/DC)		30 ~ 600V				
Nominal Current		5A		10A		
Plastic / Metal		Plastic		Plastic		
Pin Assignment						
<b>MM</b> : Male Connector Male Contact <b>FF</b> : Female Connector Female Contact <b>MF</b> : Male Connector Female Contact <b>FM</b> : Female Connector Male Contact		   				
<b>STRAIGHT-TO-RIGHT ANGLE</b> , Overmolded Double-Ended Cable Assembly, Push Lock, IP68 (Mated) ⑩ Cable Length: (A05) 0.5M, (001) 1M ~ (099) 99M <sup>①</sup>   Connector / Contact Gender: <b>(F)</b> FF, <b>(B)</b> FM						
	UL21388, PVC Jacket (For Data Group)	End1: <b>(F)</b> FF   End2: <b>(F)</b> FF	AB-BD02FL-BDFR-QD ⑩	-	AB-BB02FL-BBFR-QD ⑩	-
		End1: <b>(F)</b> FF   End2: <b>(B)</b> FM	AB-BD02FL-BDBR-QD ⑩	-	AB-BB02FL-BBBR-QD ⑩	-
		End1: <b>(B)</b> FM   End2: <b>(B)</b> FM	-	AB-BD02BL-BDBR-QD ⑩	-	AB-BB02BL-BBBR-QD ⑩
	UL SJWT, PVC Jacket (For Power Group)	End1: <b>(F)</b> FF   End2: <b>(F)</b> FF	AB-BD02FL-BDFR-QE ⑩*	-	AB-BB02FL-BBFR-QE ⑩	-
		End1: <b>(F)</b> FF   End2: <b>(B)</b> FM	AB-BD02FL-BDBR-QE ⑩*	-	AB-BB02FL-BBBR-QE ⑩	-
		End1: <b>(B)</b> FM   End2: <b>(B)</b> FM	-	AB-BD02BL-BDBR-QE ⑩*	-	AB-BB02BL-BBBR-QE ⑩
<b>RIGHT ANGLE-TO-STRAIGHT</b> , Overmolded Double-Ended Cable Assembly, Push Lock, IP68 (Mated) ⑩ Cable Length: (A05) 0.5M, (001) 1M ~ (099) 99M <sup>①</sup>   Connector / Contact Gender: <b>(F)</b> FF, <b>(B)</b> FM, <b>(H)</b> MF						
	UL21388, PVC Jacket (For Data Group)	End1: <b>(F)</b> FF   End2: <b>(B)</b> FM	AB-BD02FR-BDBL-QD ⑩	-	AB-BB02FR-BBBL-QD ⑩	-
	UL SJWT, PVC Jacket (For Power Group)	End1: <b>(F)</b> FF   End2: <b>(B)</b> FM	AB-BD02FR-BDBL-QE ⑩*	-	AB-BB02FR-BBBL-QE ⑩	-
	UL21388, PVC Jacket (For Data Group)	End1: <b>(F)</b> FF   End2: <b>(H)</b> MF	-	AB-BD02FR-BDHL-QD ⑩	-	AB-BB02FR-BBHL-QD ⑩
	UL SJWT, PVC Jacket (For Power Group)	End1: <b>(F)</b> FF   End2: <b>(H)</b> MF	-	AB-BD02FR-BDHL-QE ⑩*	-	AB-BB02FR-BBHL-QE ⑩
<b>RIGHT ANGLE-TO-RIGHT ANGLE</b> , Overmolded Double-Ended Cable Assembly, Push Lock, IP68 (Mated) ⑩ Cable Length: (A05) 0.5M, (001) 1M ~ (099) 99M <sup>①</sup>   Connector / Contact Gender: <b>(F)</b> FF, <b>(B)</b> FM						
	UL21388, PVC Jacket (For Data Group)	End1: <b>(F)</b> FF   End2: <b>(F)</b> FF	AB-BD02FR-BDFR-QD ⑩	-	AB-BB02FR-BBFR-QD ⑩	-
		End1: <b>(F)</b> FF   End2: <b>(B)</b> FM	AB-BD02FR-BDBR-QD ⑩	-	AB-BB02FR-BBBR-QD ⑩	-
		End1: <b>(B)</b> FM   End2: <b>(B)</b> FM	-	AB-BD02BR-BDBR-QD ⑩	-	AB-BB02BR-BBBR-QD ⑩
	UL SJWT, PVC Jacket (For Power Group)	End1: <b>(F)</b> FF   End2: <b>(F)</b> FF	AB-BD02FR-BDFR-QE ⑩*	-	AB-BB02FR-BBFR-QE ⑩	-
		End1: <b>(F)</b> FF   End2: <b>(B)</b> FM	AB-BD02FR-BDBR-QE ⑩*	-	AB-BB02FR-BBBR-QE ⑩	-
		End1: <b>(B)</b> FM   End2: <b>(B)</b> FM	-	AB-BD02BR-BDBR-QE ⑩*	-	AB-BB02BR-BBBR-QE ⑩

No of Contacts		2				
Rated Voltage (AC/DC)		30 ~ 300V				
Nominal Current		5A		10A		
Plastic / Metal		Plastic		Plastic		
Pin Assignment		FF	FM	FF	FM	
FF: Female Connector Female Contact FM: Female Connector Male Contact						
Field Serviceable/Installable, <b>STRAIGHT</b> , Without Strain Relief, Push Lock, IP68 (Mated)						
Sealing Nut Torque Value: 6 ~ 15 kgf.cm   Recommended Cable O.D.: (Red Seal) 5.0 ~ 6.0mm, (Yellow Seal) 6.0 ~ 8.0mm, (Blue Seal) 8.0 ~ 10.0mm						
	Solder Type, For Data Group, Connector With Contacts	All Seals	BD-02BFFG-QL8AP0*	BD-02BFMG-QL8AP0*	-	-
		5.0 ~ 6.0mm Red Seal	BD-02BFFG-QL8SP0*	BD-02BFMG-QL8SP0*	-	-
		6.0 ~ 8.0mm Yellow Seal	BD-02BFFG-QL8MP0*	BD-02BFMG-QL8MP0*	-	-
		8.0 ~ 10.0mm Blue Seal	BD-02BFFG-QL8LP0*	BD-02BFMG-QL8LP0*	-	-
	Solder Type, For Power Group, Connector With Contacts	All Seals	-	-	BB-02BFFG-QL8APP*	BB-02BFMG-QL8APP*
		5.0 ~ 6.0mm Red Seal	-	-	BB-02BFFG-QL8SPP*	BB-02BFMG-QL8SPP*
		6.0 ~ 8.0mm Yellow Seal	-	-	BB-02BFFG-QL8MPP*	BB-02BFMG-QL8MPP*
		8.0 ~ 10.0mm Blue Seal	-	-	BB-02BFFG-QL8LPP*	BB-02BFMG-QL8LPP*
	Screw-in Type, For Data Group, Connector With Contacts	All Seals	BD-02BFFB-QL8AP0*	BD-02BFMB-QL8AP0*	-	-
		5.0 ~ 6.0mm Red Seal	BD-02BFFB-QL8SP0*	BD-02BFMB-QL8SP0*	-	-
		6.0 ~ 8.0mm Yellow Seal	BD-02BFFB-QL8MP0*	BD-02BFMB-QL8MP0*	-	-
		8.0 ~ 10.0mm Blue Seal	BD-02BFFB-QL8LP0*	BD-02BFMB-QL8LP0*	-	-
	Screw-in Type, For Power Group, Connector With Contacts	All Seals	-	-	BB-02BFFB-QL8APP*	BB-02BFMB-QL8APP*
		5.0 ~ 6.0mm Red Seal	-	-	BB-02BFFB-QL8SPP*	BB-02BFMB-QL8SPP*
		6.0 ~ 8.0mm Yellow Seal	-	-	BB-02BFFB-QL8MPP*	BB-02BFMB-QL8MPP*
		8.0 ~ 10.0mm Blue Seal	-	-	BB-02BFFB-QL8LPP*	BB-02BFMB-QL8LPP*
	Push-in Type, For Power Group, Connector With Contacts	All Seals	-	-	BB-02BFFE-QL8APP*	BB-02BFME-QL8APP*
		5.0 ~ 6.0mm Red Seal	-	-	BB-02BFFE-QL8SPP*	BB-02BFME-QL8SPP*
		6.0 ~ 8.0mm Yellow Seal	-	-	BB-02BFFE-QL8MPP*	BB-02BFME-QL8MPP*
		8.0 ~ 10.0mm Blue Seal	-	-	BB-02BFFE-QL8LPP*	BB-02BFME-QL8LPP*
	Crimp Type, For Data Group, Connector With Contacts	All Seals	BD-02BFFA-QL8AP0	BD-02BFMA-QL8AP0	-	-
		5.0 ~ 6.0mm Red Seal	BD-02BFFA-QL8SP0	BD-02BFMA-QL8SP0	-	-
		6.0 ~ 8.0mm Yellow Seal	BD-02BFFA-QL8MP0	BD-02BFMA-QL8MP0	-	-
		8.0 ~ 10.0mm Blue Seal	BD-02BFFA-QL8LP0	BD-02BFMA-QL8LP0	-	-
	Crimp Type, For Power Group, Connector With Contacts	All Seals	-	-	BB-02BFFA-QL8APP	BB-02BFMA-QL8APP
		5.0 ~ 6.0mm Red Seal	-	-	BB-02BFFA-QL8SPP	BB-02BFMA-QL8SPP
		6.0 ~ 8.0mm Yellow Seal	-	-	BB-02BFFA-QL8MPP	BB-02BFMA-QL8MPP
		8.0 ~ 10.0mm Blue Seal	-	-	BB-02BFFA-QL8LPP	BB-02BFMA-QL8LPP

\*Upon Request

<sup>1)</sup> Standard Lengths: 1M, 2M, 3M, 4M, 5M and 10M. Higher MOQ Might Be Required For Non-Standard Lengths

No of Contacts	3			
Rated Voltage (AC/DC)	30 ~ 600V			
Nominal Current	5A		10A	
Plastic / Metal	Plastic		Plastic	
Pin Assignment	FF	FM	FF	FM
<b>MM</b> : Male Connector Male Contact <b>FF</b> : Female Connector Female Contact <b>MF</b> : Male Connector Female Contact <b>FM</b> : Female Connector Male Contact				

**STRAIGHT, Overmolded Cable Assembly, Free Cable End, With Strain Relief, Push Lock, IP68 (Mated)**

⑪ Cable Length: (01) 1M ~ (99) 99M<sup>①</sup>

	UL21388, PVC Jacket (For Data Group)	BD-03AFFM-QL8D ⑪	BD-03AFMM-QL8D ⑪	BB-03AFFM-QL8D ⑪	BB-03AFMM-QL8D ⑪
	UL SJTW, PVC Jacket (For Power Group)	BD-03AFFM-QL8E ⑪	BD-03AFMM-QL8E ⑪	BB-03AFFM-QL8E ⑪	BB-03AFMM-QL8E ⑪
	SOOW/H07RN-F, CPE Jacket (For Power Group)	-	-	BB-03AFFM-QL8K ⑪*	BB-03AFMM-QL8K ⑪*
	UL21409, XL-PE Jacket (LSZH, For Power Group)	-	-	BB-03AFFM-QL8L ⑪*	BB-03AFMM-QL8L ⑪*

**RIGHT ANGLE, Overmolded Cable Assembly, Free Cable End, With Strain Relief, Push Lock, IP68 (Mated)**

⑪ Cable Length: (01) 1M ~ (99) 99M<sup>①</sup>

	UL21388, PVC Jacket (For Data Group)	BD-03AFFM-QR8D ⑪	BD-03AFMM-QR8D ⑪	BB-03AFFM-QR8D ⑪	BB-03AFMM-QR8D ⑪
	UL SJTW, PVC Jacket (For Power Group)	BD-03AFFM-QR8E ⑪	BD-03AFMM-QR8E ⑪	BB-03AFFM-QR8E ⑪	BB-03AFMM-QR8E ⑪
	SOOW/H07RN-F, Rubber Jacket (For Power Group)	-	-	BB-03AFFM-QR8K ⑪*	BB-03AFMM-QR8K ⑪*
	UL21409, XL-PE Jacket (LSZH, For Power Group)	-	-	BB-03AFFM-QR8L ⑪*	BB-03AFMM-QR8L ⑪*

**STRAIGHT-TO-STRAIGHT, Overmolded Double-Ended Cable Assembly, IP68 (Mated)**

⑩ Cable Length: (A05) 0.5M, (001) 1M ~ (099) 99M<sup>①</sup> | Connector / Contact Gender: **(F)** FF, **(B)** FM, **(H)** MF

	UL21388, PVC Jacket (For Data Group)	End1: <b>(F)</b> FF   End2: <b>(F)</b> FF	AB-BD03FL-BDFL-QD ⑩	-	AB-BB03FL-BBFL-QD ⑩	-
		End1: <b>(F)</b> FF   End2: <b>(B)</b> FM	AB-BD03FL-BDBL-QD ⑩	-	AB-BB03FL-BBBL-QD ⑩	-
		End1: <b>(B)</b> FM   End2: <b>(B)</b> FM	-	AB-BD03BL-BDBL-QD ⑩	-	AB-BB03BL-BBBL-QD ⑩
	UL SJTW, PVC Jacket (For Power Group)	End1: <b>(F)</b> FF   End2: <b>(F)</b> FF	AB-BD03FL-BDFL-QE ⑩	-	AB-BB03FL-BBFL-QE ⑩	-
		End1: <b>(F)</b> FF   End2: <b>(B)</b> FM	AB-BD03FL-BDBL-QE ⑩	-	AB-BB03FL-BBBL-QE ⑩	-
		End1: <b>(B)</b> FM   End2: <b>(B)</b> FM	-	AB-BD03BL-BDBL-QE ⑩	-	AB-BB03BL-BBBL-QE ⑩
	UL21388, PVC Jacket (For Data Group)	End1: <b>(F)</b> FF   End2: <b>(H)</b> MF	AB-BD03FL-BDHL-QD ⑩	-	AB-BB03FL-BBHL-QD ⑩	-
	UL SJTW, PVC Jacket (For Power Group)	End1: <b>(F)</b> FF   End2: <b>(H)</b> MF	AB-BD03FL-BDHL-QE ⑩	-	AB-BB03FL-BBHL-QE ⑩	-

No of Contacts	3		
Rated Voltage (AC/DC)	30 ~ 600V		
Nominal Current	5A	10A	
Plastic / Metal	Plastic	Plastic	
Pin Assignment			
<b>MM</b> : Male Connector Male Contact <b>FF</b> : Female Connector Female Contact <b>MF</b> : Male Connector Female Contact <b>FM</b> : Female Connector Male Contact			

**STRAIGHT-TO-RIGHT ANGLE, Overmolded Double-Ended Cable Assembly, Push Lock, IP68 (Mated)**  
 10 Cable Length: (A05) 0.5M, (001) 1M ~ (099) 99M<sup>1)</sup> | Connector / Contact Gender: **(F)** FF, **(B)** FM

	UL21388, PVC Jacket (For Data Group)	End1: <b>(F)</b> FF   End2: <b>(F)</b> FF	AB-BD03FL-BDFR-QD <sup>10</sup>	-	AB-BB03FL-BBFR-QD <sup>10</sup>	-
		End1: <b>(F)</b> FF   End2: <b>(B)</b> FM	AB-BD03FL-BDBR-QD <sup>10</sup>	-	AB-BB03FL-BBBR-QD <sup>10</sup>	-
		End1: <b>(B)</b> FM   End2: <b>(B)</b> FM	-	AB-BD03BL-BDBR-QD <sup>10</sup>	-	AB-BB03BL-BBBR-QD <sup>10</sup>
	UL SJWTW, PVC Jacket (For Power Group)	End1: <b>(F)</b> FF   End2: <b>(F)</b> FF	AB-BD03FL-BDFR-QE <sup>10</sup>	-	AB-BB03FL-BBFR-QE <sup>10</sup>	-
		End1: <b>(F)</b> FF   End2: <b>(B)</b> FM	AB-BD03FL-BDBR-QE <sup>10</sup>	-	AB-BB03FL-BBBR-QE <sup>10</sup>	-
		End1: <b>(B)</b> FM   End2: <b>(B)</b> FM	-	AB-BD03BL-BDBR-QE <sup>10</sup>	-	AB-BB03BL-BBBR-QE <sup>10</sup>

**RIGHT ANGLE-TO-STRAIGHT, Overmolded Double-Ended Cable Assembly, Push Lock, IP68 (Mated)**  
 10 Cable Length: (A05) 0.5M, (001) 1M ~ (099) 99M<sup>1)</sup> | Connector / Contact Gender: **(F)** FF, **(B)** FM, **(H)** MF

	UL21388, PVC Jacket (For Data Group)	End1: <b>(F)</b> FF   End2: <b>(B)</b> FM	AB-BD03FR-BDBL-QD <sup>10</sup>	-	AB-BB03FR-BBBL-QD <sup>10</sup>	-
	UL SJWTW, PVC Jacket (For Power Group)	End1: <b>(F)</b> FF   End2: <b>(B)</b> FM	AB-BD03FR-BDBL-QE <sup>10</sup>	-	AB-BB03FR-BBBL-QE <sup>10</sup>	-
	UL21388, PVC Jacket (For Data Group)	End1: <b>(F)</b> FF   End2: <b>(H)</b> MF	-	AB-BD03FR-BDHL-QD <sup>10</sup>	-	AB-BB03FR-BBHL-QD <sup>10</sup>
	UL SJWTW, PVC Jacket (For Power Group)	End1: <b>(F)</b> FF   End2: <b>(H)</b> MF	-	AB-BD03FR-BDHL-QE <sup>10</sup>	-	AB-BB03FR-BBHL-QE <sup>10</sup>



**RIGHT ANGLE-TO-RIGHT ANGLE, Overmolded Double-Ended Cable Assembly, Push Lock, IP68 (Mated)**  
 10 Cable Length: (A05) 0.5M, (001) 1M ~ (099) 99M<sup>1)</sup> | Connector / Contact Gender: **(F)** FF, **(B)** FM

	UL21388, PVC Jacket (For Data Group)	End1: <b>(F)</b> FF   End2: <b>(F)</b> FF	AB-BD03FR-BDFR-QD <sup>10</sup>	-	AB-BB03FR-BBFR-QD <sup>10</sup>	-
		End1: <b>(F)</b> FF   End2: <b>(B)</b> FM	AB-BD03FR-BDBR-QD <sup>10</sup>	-	AB-BB03FR-BBBR-QD <sup>10</sup>	-
		End1: <b>(B)</b> FM   End2: <b>(B)</b> FM	-	AB-BD03BR-BDBR-QD <sup>10</sup>	-	AB-BB03BR-BBBR-QD <sup>10</sup>
	UL SJWTW, PVC Jacket (For Power Group)	End1: <b>(F)</b> FF   End2: <b>(F)</b> FF	AB-BD03FR-BDFR-QE <sup>10</sup>	-	AB-BB03FR-BBFR-QE <sup>10</sup>	-
		End1: <b>(F)</b> FF   End2: <b>(B)</b> FM	AB-BD03FR-BDBR-QE <sup>10</sup>	-	AB-BB03FR-BBBR-QE <sup>10</sup>	-
		End1: <b>(B)</b> FM   End2: <b>(B)</b> FM	-	AB-BD03BR-BDBR-QE <sup>10</sup>	-	AB-BB03BR-BBBR-QE <sup>10</sup>

\*Upon Request

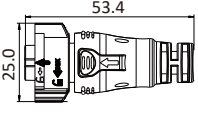
<sup>1)</sup> Standard Lengths: 1M, 2M, 3M, 4M, 5M and 10M. Higher MOQ Might Be Required For Non-Standard Lengths

No of Contacts		3				
Rated Voltage (AC/DC)		30 ~ 300V				
Nominal Current		5A		10A		
Plastic / Metal		Plastic		Plastic		
Pin Assignment		FF	FM	FF	FM	
FF: Female Connector Female Contact FM: Female Connector Male Contact						
Field Serviceable/Installable, <b>STRAIGHT</b> , Without Strain Relief, Push Lock, IP68 (Mated)						
Sealing Nut Torque Value: 6 ~ 15 kgf.cm   Recommended Cable O.D.: (Red Seal) 5.0 ~ 6.0mm, (Yellow Seal) 6.0 ~ 8.0mm, (Blue Seal) 8.0 ~ 10.0mm						
	Solder Type, For Data Group, Connector With Contacts	All Seals	BD-03BFFG-QL8AP0*	BD-03BFMG-QL8AP0*	-	-
		5.0 ~ 6.0mm Red Seal	BD-03BFFG-QL8SP0*	BD-03BFMG-QL8SP0*	-	-
		6.0 ~ 8.0mm Yellow Seal	BD-03BFFG-QL8MP0*	BD-03BFMG-QL8MP0*	-	-
		8.0 ~ 10.0mm Blue Seal	BD-03BFFG-QL8LP0*	BD-03BFMG-QL8LP0*	-	-
	Solder Type, For Power Group, Connector With Contacts	All Seals	-	-	BB-03BFFG-QL8APP*	BB-03BFMG-QL8APP*
		5.0 ~ 6.0mm Red Seal	-	-	BB-03BFFG-QL8SPP*	BB-03BFMG-QL8SPP*
		6.0 ~ 8.0mm Yellow Seal	-	-	BB-03BFFG-QL8MPP*	BB-03BFMG-QL8MPP*
		8.0 ~ 10.0mm Blue Seal	-	-	BB-03BFFG-QL8LPP*	BB-03BFMG-QL8LPP*
	Screw-in Type, For Data Group, Connector With Contacts	All Seals	BD-03BFFB-QL8AP0*	BD-03BFMB-QL8AP0*	-	-
		5.0 ~ 6.0mm Red Seal	BD-03BFFB-QL8SP0*	BD-03BFMB-QL8SP0*	-	-
		6.0 ~ 8.0mm Yellow Seal	BD-03BFFB-QL8MP0*	BD-03BFMB-QL8MP0*	-	-
		8.0 ~ 10.0mm Blue Seal	BD-03BFFB-QL8LP0*	BD-03BFMB-QL8LP0*	-	-
	Screw-in Type, For Power Group, Connector With Contacts	All Seals	-	-	BB-03BFFB-QL8APP*	BB-03BFMB-QL8APP*
		5.0 ~ 6.0mm Red Seal	-	-	BB-03BFFB-QL8SPP*	BB-03BFMB-QL8SPP*
		6.0 ~ 8.0mm Yellow Seal	-	-	BB-03BFFB-QL8MPP*	BB-03BFMB-QL8MPP*
		8.0 ~ 10.0mm Blue Seal	-	-	BB-03BFFB-QL8LPP*	BB-03BFMB-QL8LPP*
	Push-in Type, For Power Group, Connector With Contacts	All Seals	-	-	BB-03BFFE-QL8APP*	BB-03BFME-QL8APP*
		5.0 ~ 6.0mm Red Seal	-	-	BB-03BFFE-QL8SPP*	BB-03BFME-QL8SPP*
		6.0 ~ 8.0mm Yellow Seal	-	-	BB-03BFFE-QL8MPP*	BB-03BFME-QL8MPP*
		8.0 ~ 10.0mm Blue Seal	-	-	BB-03BFFE-QL8LPP*	BB-03BFME-QL8LPP*
	Crimp Type, For Data Group, Connector With Contacts	All Seals	BD-03BFFA-QL8AP0	BD-03BFMA-QL8AP0	-	-
		5.0 ~ 6.0mm Red Seal	BD-03BFFA-QL8SP0	BD-03BFMA-QL8SP0	-	-
		6.0 ~ 8.0mm Yellow Seal	BD-03BFFA-QL8MP0	BD-03BFMA-QL8MP0	-	-
		8.0 ~ 10.0mm Blue Seal	BD-03BFFA-QL8LP0	BD-03BFMA-QL8LP0	-	-
	Crimp Type, For Power Group, Connector With Contacts	All Seals	-	-	BB-03BFFA-QL8APP	BB-03BFMA-QL8APP
		5.0 ~ 6.0mm Red Seal	-	-	BB-03BFFA-QL8SPP	BB-03BFMA-QL8SPP
		6.0 ~ 8.0mm Yellow Seal	-	-	BB-03BFFA-QL8MPP	BB-03BFMA-QL8MPP
		8.0 ~ 10.0mm Blue Seal	-	-	BB-03BFFA-QL8LPP	BB-03BFMA-QL8LPP

No of Contacts	4			
Rated Voltage (AC/DC)	30 ~ 600V			
Nominal Current	5A		10A	
Plastic / Metal	Plastic		Plastic	
Pin Assignment	FF	FM	FF	FM
<b>MM</b> : Male Connector Male Contact <b>FF</b> : Female Connector Female Contact <b>MF</b> : Male Connector Female Contact <b>FM</b> : Female Connector Male Contact				

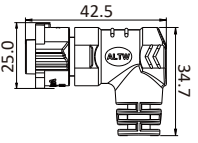
**STRAIGHT**, Overmolded Cable Assembly, Free Cable End, With Strain Relief, Push Lock, IP68 (Mated)

⑪ Cable Length: (01) 1M ~ (99) 99M<sup>1)</sup>

	UL21388, PVC Jacket (For Data Group)	BD-04AFFM-QL8D ⑪	BD-04AFMM-QL8D ⑪	BB-04AFFM-QL8D ⑪	BB-04AFMM-QL8D ⑪*
	UL SJTW, PVC Jacket (For Power Group)	-	-	BB-04AFFM-QL8E ⑪	-
	SOOW/H07RN-F, CPE Jacket (For Power Group)	-	-	BB-04AFFM-QL8K ⑪*	-
	UL21409, XL-PE Jacket (LSZH, For Power Group)	-	-	BB-04AFFM-QL8L ⑪*	-

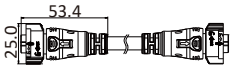
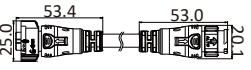
**RIGHT ANGLE**, Overmolded Cable Assembly, Free Cable End, With Strain Relief, Push Lock, IP68 (Mated)

⑪ Cable Length: (01) 1M ~ (99) 99M<sup>1)</sup>

	UL21388, PVC Jacket (For Data Group)	BD-04AFFM-QR8D ⑪	BD-04AFMM-QR8D ⑪	BB-04AFFM-QR8D ⑪	BB-04AFMM-QR8D ⑪*
	UL SJTW, PVC Jacket (For Power Group)	-	-	BB-04AFFM-QR8E ⑪	-
	SOOW/H07RN-F, Rubber Jacket (For Power Group)	-	-	BB-04AFFM-QR8K ⑪*	-
	UL21409, XL-PE Jacket (LSZH, For Power Group)	-	-	BB-04AFFM-QR8L ⑪*	-



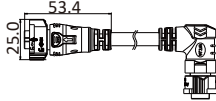
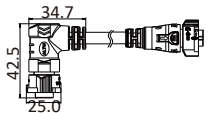
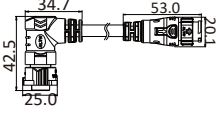
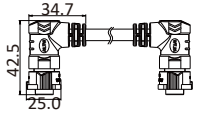
**STRAIGHT-TO-STRAIGHT**, Overmolded Double-Ended Cable Assembly, IP68 (Mated)

⑩ Cable Length: (A05) 0.5M, (001) 1M ~ (099) 99M<sup>1)</sup> | Connector / Contact Gender: **(F)** FF, **(B)** FM, **(H)** MF

	UL21388, PVC Jacket (For Data Group)	End1: <b>(F)</b> FF   End2: <b>(F)</b> FF	AB-BD04FL-BDFL-QD ⑩	-	AB-BB04FL-BBFL-QD ⑩	-
		End1: <b>(F)</b> FF   End2: <b>(B)</b> FM	AB-BD04FL-BDBL-QD ⑩	-	AB-BB04FL-BBBL-QD ⑩*	-
		End1: <b>(B)</b> FM   End2: <b>(B)</b> FM	-	AB-BD04BL-BDBL-QD ⑩	-	AB-BB04BL-BBBL-QD ⑩*
	UL SJTW, PVC Jacket (For Power Group)	End1: <b>(F)</b> FF   End2: <b>(F)</b> FF	AB-BD04FL-BDFL-QE ⑩*	-	AB-BB04FL-BBFL-QE ⑩	-
		End1: <b>(F)</b> FF   End2: <b>(B)</b> FM	AB-BD04FL-BDBL-QE ⑩*	-	AB-BB04FL-BBBL-QE ⑩*	-
		End1: <b>(B)</b> FM   End2: <b>(B)</b> FM	-	AB-BD04BL-BDBL-QE ⑩*	-	AB-BB04BL-BBBL-QE ⑩*
	UL21388, PVC Jacket (For Data Group)	End1: <b>(F)</b> FF   End2: <b>(H)</b> MF	AB-BD04FL-BDHL-QD ⑩	-	AB-BB04FL-BBHL-QD ⑩*	-
	UL SJTW, PVC Jacket (For Power Group)	End1: <b>(F)</b> FF   End2: <b>(H)</b> MF	AB-BD04FL-BDHL-QE ⑩*	-	AB-BB04FL-BBHL-QE ⑩*	-



\*Upon Request

<sup>1)</sup> Standard Lengths: 1M, 2M, 3M, 4M, 5M and 10M. Higher MOQ Might Be Required For Non-Standard Lengths

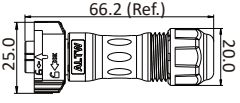
No of Contacts		4				
Rated Voltage (AC/DC)		30 ~ 600V				
Nominal Current		5A		10A		
Plastic / Metal		Plastic		Plastic		
Pin Assignment						
<b>MM:</b> Male Connector Male Contact <b>FF:</b> Female Connector Female Contact <b>MF:</b> Male Connector Female Contact <b>FM:</b> Female Connector Male Contact						
<b>STRAIGHT-TO-RIGHT ANGLE</b> , Overmolded Double-Ended Cable Assembly, Push Lock, IP68 (Mated)						
⑩ Cable Length: (A05) 0.5M, (001) 1M ~ (099) 99M <sup>1)</sup>   Connector / Contact Gender: <b>(F)</b> FF, <b>(B)</b> FM						
	UL21388, PVC Jacket (For Data Group)	End1: <b>(F)</b> FF   End2: <b>(F)</b> FF	AB-BD04FL-BDFR-QD ⑩	-	AB-BB04FL-BBFR-QD ⑩	-
		End1: <b>(F)</b> FF   End2: <b>(B)</b> FM	AB-BD04FL-BDBR-QD ⑩	-	AB-BB04FL-BBBR-QD ⑩*	-
		End1: <b>(B)</b> FM   End2: <b>(B)</b> FM	-	AB-BD04BL-BDBR-QD ⑩	-	AB-BB04BL-BBBR-QD ⑩*
	UL SJWT, PVC Jacket (For Power Group)	End1: <b>(F)</b> FF   End2: <b>(F)</b> FF	AB-BD04FL-BDFR-QE ⑩*	-	AB-BB04FL-BBFR-QE ⑩	-
		End1: <b>(F)</b> FF   End2: <b>(B)</b> FM	AB-BD04FL-BDBR-QE ⑩*	-	AB-BB04FL-BBBR-QE ⑩*	-
		End1: <b>(B)</b> FM   End2: <b>(B)</b> FM	-	AB-BD04BL-BDBR-QE ⑩*	-	AB-BB04BL-BBBR-QE ⑩*
<b>RIGHT ANGLE-TO-STRAIGHT</b> , Overmolded Double-Ended Cable Assembly, Push Lock, IP68 (Mated)						
⑩ Cable Length: (A05) 0.5M, (001) 1M ~ (099) 99M <sup>1)</sup>   Connector / Contact Gender: <b>(F)</b> FF, <b>(B)</b> FM, <b>(H)</b> MF						
	UL21388, PVC Jacket (For Data Group)	End1: <b>(F)</b> FF   End2: <b>(B)</b> FM	AB-BD04FR-BDBL-QD ⑩	-	AB-BB04FR-BBBL-QD ⑩*	-
	UL SJWT, PVC Jacket (For Power Group)	End1: <b>(F)</b> FF   End2: <b>(B)</b> FM	AB-BD04FR-BDBL-QE ⑩*	-	AB-BB04FR-BBBL-QE ⑩*	-
	UL21388, PVC Jacket (For Data Group)	End1: <b>(F)</b> FF   End2: <b>(H)</b> MF	-	AB-BD04FR-BDHL-QD ⑩	-	AB-BB04FR-BBHL-QD ⑩*
	UL SJWT, PVC Jacket (For Power Group)	End1: <b>(F)</b> FF   End2: <b>(H)</b> MF	-	AB-BD04FR-BDHL-QE ⑩*	-	AB-BB04FR-BBHL-QE ⑩*
<b>RIGHT ANGLE-TO-RIGHT ANGLE</b> , Overmolded Double-Ended Cable Assembly, Push Lock, IP68 (Mated)						
⑩ Cable Length: (A05) 0.5M, (001) 1M ~ (099) 99M <sup>1)</sup>   Connector / Contact Gender: <b>(F)</b> FF, <b>(B)</b> FM						
	UL21388, PVC Jacket (For Data Group)	End1: <b>(F)</b> FF   End2: <b>(F)</b> FF	AB-BD04FR-BDFR-QD ⑩	-	AB-BB04FR-BBFR-QD ⑩	-
		End1: <b>(F)</b> FF   End2: <b>(B)</b> FM	AB-BD04FR-BDBR-QD ⑩	-	AB-BB04FR-BBBR-QD ⑩*	-
		End1: <b>(B)</b> FM   End2: <b>(B)</b> FM	-	AB-BD04BR-BDBR-QD ⑩	-	AB-BB04BR-BBBR-QD ⑩*
	UL SJWT, PVC Jacket (For Power Group)	End1: <b>(F)</b> FF   End2: <b>(F)</b> FF	AB-BD04FR-BDFR-QE ⑩*	-	AB-BB04FR-BBFR-QE ⑩	-
		End1: <b>(F)</b> FF   End2: <b>(B)</b> FM	AB-BD04FR-BDBR-QE ⑩*	-	AB-BB04FR-BBBR-QE ⑩*	-
		End1: <b>(B)</b> FM   End2: <b>(B)</b> FM	-	AB-BD04BR-BDBR-QE ⑩*	-	AB-BB04BR-BBBR-QE ⑩*

\*Upon Request

<sup>1)</sup> Standard Lengths: 1M, 2M, 3M, 4M, 5M and 10M. Higher MOQ Might Be Required For Non-Standard Lengths

No of Contacts	4		
Rated Voltage (AC/DC)	30 ~ 300V		
Nominal Current	5A		10A
Plastic / Metal	Plastic		Plastic
Pin Assignment	FF	FM	FF
FF : Female Connector Female Contact FM : Female Connector Male Contact			

Field Serviceable/Installable, **STRAIGHT**, Without Strain Relief, Push Lock, IP68 (Mated)  
 Sealing Nut Torque Value: 6 ~ 15 kgf.cm | Recommended Cable O.D.: (Red Seal) 5.0 ~ 6.0mm, (Yellow Seal) 6.0 ~ 8.0mm, (Blue Seal) 8.0 ~ 10.0mm

	Solder Type, For Data Group, Connector With Contacts	All Seals	BD-04B <b>FFG</b> - QL8AP0 *	BD-04B <b>FMG</b> - QL8AP0 *	-
		5.0 ~ 6.0mm Red Seal	BD-04B <b>FFG</b> - QL8SP0 *	BD-04B <b>FMG</b> - QL8SP0 *	-
		6.0 ~ 8.0mm Yellow Seal	BD-04B <b>FFG</b> - QL8MP0 *	BD-04B <b>FMG</b> - QL8MP0 *	-
		8.0 ~ 10.0mm Blue Seal	BD-04B <b>FFG</b> - QL8LP0 *	BD-04B <b>FMG</b> - QL8LP0 *	-
	Solder Type, For Power Group, Connector With Contacts	All Seals	-	-	BB-04B <b>FFG</b> - QL8APP *
		5.0 ~ 6.0mm Red Seal	-	-	BB-04B <b>FFG</b> - QL8SPP *
		6.0 ~ 8.0mm Yellow Seal	-	-	BB-04B <b>FFG</b> - QL8MPP *
		8.0 ~ 10.0mm Blue Seal	-	-	BB-04B <b>FFG</b> - QL8LPP *
	Screw-in Type, For Data Group, Connector With Contacts	All Seals	BD-04B <b>FFB</b> - QL8AP0 *	BD-04B <b>FMB</b> - QL8AP0 *	-
		5.0 ~ 6.0mm Red Seal	BD-04B <b>FFB</b> - QL8SP0 *	BD-04B <b>FMB</b> - QL8SP0 *	-
		6.0 ~ 8.0mm Yellow Seal	BD-04B <b>FFB</b> - QL8MP0 *	BD-04B <b>FMB</b> - QL8MP0 *	-
		8.0 ~ 10.0mm Blue Seal	BD-04B <b>FFB</b> - QL8LP0 *	BD-04B <b>FMB</b> - QL8LP0 *	-
	Screw-in Type, For Power Group, Connector With Contacts	All Seals	-	-	BB-04B <b>FFB</b> - QL8APP *
		5.0 ~ 6.0mm Red Seal	-	-	BB-04B <b>FFB</b> - QL8SPP *
		6.0 ~ 8.0mm Yellow Seal	-	-	BB-04B <b>FFB</b> - QL8MPP *
		8.0 ~ 10.0mm Blue Seal	-	-	BB-04B <b>FFB</b> - QL8LPP *
	Push-in Type, For Power Group, Connector With Contacts	All Seals	-	-	BB-04B <b>FFE</b> - QL8APP *
		5.0 ~ 6.0mm Red Seal	-	-	BB-04B <b>FFE</b> - QL8SPP *
		6.0 ~ 8.0mm Yellow Seal	-	-	BB-04B <b>FFE</b> - QL8MPP *
		8.0 ~ 10.0mm Blue Seal	-	-	BB-04B <b>FFE</b> - QL8LPP *
	Crimp Type, For Data Group, Connector With Contacts	All Seals	BD-04B <b>FFA</b> - QL8AP0	BD-04B <b>FMA</b> - QL8AP0	-
		5.0 ~ 6.0mm Red Seal	BD-04B <b>FFA</b> - QL8SP0	BD-04B <b>FMA</b> - QL8SP0	-
		6.0 ~ 8.0mm Yellow Seal	BD-04B <b>FFA</b> - QL8MP0	BD-04B <b>FMA</b> - QL8MP0	-
		8.0 ~ 10.0mm Blue Seal	BD-04B <b>FFA</b> - QL8LP0	BD-04B <b>FMA</b> - QL8LP0	-
	Crimp Type, For Power Group, Connector With Contacts	All Seals	-	-	BB-04B <b>FFA</b> - QL8APP
		5.0 ~ 6.0mm Red Seal	-	-	BB-04B <b>FFA</b> - QL8SPP
		6.0 ~ 8.0mm Yellow Seal	-	-	BB-04B <b>FFA</b> - QL8MPP
		8.0 ~ 10.0mm Blue Seal	-	-	BB-04B <b>FFA</b> - QL8LPP

No of Contacts	5		6	
Rated Voltage (AC/DC)	30 ~ 300V		30 ~ 300V	
Nominal Current	5A		5A	
Plastic / Metal	Plastic		Plastic	
Pin Assignment	FF	FM	FF	FM
MM : Male Connector Male Contact FF : Female Connector Female Contact MF : Male Connector Female Contact FM : Female Connector Male Contact				

**STRAIGHT**, Overmolded Cable Assembly, Free Cable End, With Strain Relief, Push Lock, IP68 (Mated)

⑪ Cable Length: (01) 1M ~ (99) 99M<sup>①</sup>

	UL21388, PVC Jacket (For Data Group)	BD-05AFFM-QL8D ⑪	BD-05AFMM-QL8D ⑪	BD-06AFFM-QL8D ⑪	BD-06AFMM-QL8D ⑪
--	--------------------------------------	------------------	------------------	------------------	------------------

**RIGHT ANGLE**, Overmolded Cable Assembly, Free Cable End, With Strain Relief, Push Lock, IP68 (Mated)

⑪ Cable Length: (01) 1M ~ (99) 99M<sup>①</sup>

	UL21388, PVC Jacket (For Data Group)	BD-05AFFM-QR8D ⑪	BD-05AFMM-QR8D ⑪	BD-06AFFM-QR8D ⑪	BD-06AFMM-QR8D ⑪
--	--------------------------------------	------------------	------------------	------------------	------------------

**STRAIGHT-TO-STRAIGHT**, Overmolded Double-Ended Cable Assembly, IP68 (Mated)

⑩ Cable Length: (A05) 0.5M, (001) 1M ~ (099) 99M<sup>①</sup> | Connector / Contact Gender: (F) FF, (B) FM, (H) MF

	End1: (F) FF   End2: (F) FF	AB-BD05FL-BDFL-QD ⑩*	-	AB-BD06FL-BDFL-QD ⑩	-
	End1: (F) FF   End2: (B) FM	AB-BD05FL-BDBL-QD ⑩*	-	AB-BD06FL-BDBL-QD ⑩	-
	End1: (B) FM   End2: (B) FM	-	AB-BD05BL-BDBL-QD ⑩*	-	AB-BD06BL-BDBL-QD ⑩
	End1: (F) FF   End2: (H) MF	AB-BD05FL-BDHL-QD ⑩*	-	AB-BD06FL-BDHL-QD ⑩	-

**STRAIGHT-TO-RIGHT ANGLE**, Overmolded Double-Ended Cable Assembly, Push Lock, IP68 (Mated)

⑩ Cable Length: (A05) 0.5M, (001) 1M ~ (099) 99M<sup>①</sup> | Connector / Contact Gender: (F) FF, (B) FM

	End1: (F) FF   End2: (F) FF	AB-BD05FL-BDFR-QD ⑩	-	AB-BD06FL-BDFR-QD ⑩	-
	End1: (F) FF   End2: (B) FM	AB-BD05FL-BDBR-QD ⑩	-	AB-BD06FL-BDBR-QD ⑩	-
	End1: (B) FM   End2: (B) FM	-	AB-BD05BL-BDBR-QD ⑩	-	AB-BD06BL-BDBR-QD ⑩

**RIGHT ANGLE-TO-STRAIGHT**, Overmolded Double-Ended Cable Assembly, Push Lock, IP68 (Mated)



⑩ Cable Length: (A05) 0.5M, (001) 1M ~ (099) 99M<sup>①</sup> | Connector / Contact Gender: (F) FF, (B) FM, (H) MF

	End1: (F) FF   End2: (B) FM	AB-BD05FR-BDBL-QD ⑩	-	AB-BD06FR-BDBL-QD ⑩	-
	End1: (F) FF   End2: (H) MF	-	AB-BD05FR-BDHL-QD ⑩	-	AB-BD06FR-BDHL-QD ⑩

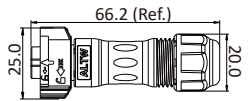
**RIGHT ANGLE-TO-RIGHT ANGLE**, Overmolded Double-Ended Cable Assembly, Push Lock, IP68 (Mated)

⑩ Cable Length: (A05) 0.5M, (001) 1M ~ (099) 99M<sup>①</sup> | Connector / Contact Gender: (F) FF, (B) FM

	End1: (F) FF   End2: (F) FF	AB-BD05FR-BDFR-QD ⑩	-	AB-BD06FR-BDFR-QD ⑩	-
	End1: (F) FF   End2: (B) FM	AB-BD05FR-BDBR-QD ⑩	-	AB-BD06FR-BDBR-QD ⑩	-
	End1: (B) FM   End2: (B) FM	-	AB-BD05BR-BDBR-QD ⑩	-	AB-BD06BR-BDBR-QD ⑩



No of Contacts	5		6	
Rated Voltage (AC/DC)	30 ~ 300V		30 ~ 300V	
Nominal Current	5A		5A	
Plastic / Metal	Plastic		Plastic	
Pin Assignment	FF	FM	FF	FM
FF: Female Connector Female Contact FM: Female Connector Male Contact				

Field Serviceable/Installable, **STRAIGHT**, Without Strain Relief, Push Lock, IP68 (Mated)  
 Sealing Nut Torque Value: 6 ~ 15 kgf.cm | Recommended Cable O.D.: (Red Seal) 5.0 ~ 6.0mm, (Yellow Seal) 6.0 ~ 8.0mm, (Blue Seal) 8.0 ~ 10.0mm

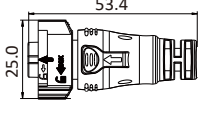
	Solder Type, For Data Group, Connector With Contacts	All Seals	BD-05BFFG-QL8AP0*	BD-05BFMG-QL8AP0*	BD-06BFFG-QL8AP0*	BD-06BFMG-QL8AP0*
		5.0 ~ 6.0mm Red Seal	BD-05BFFG-QL8SP0*	BD-05BFMG-QL8SP0*	BD-06BFFG-QL8SP0*	BD-06BFMG-QL8SP0*
		6.0 ~ 8.0mm Yellow Seal	BD-05BFFG-QL8MP0*	BD-05BFMG-QL8MP0*	BD-06BFFG-QL8MP0*	BD-06BFMG-QL8MP0*
		8.0 ~ 10.0mm Blue Seal	BD-05BFFG-QL8LP0*	BD-05BFMG-QL8LP0*	BD-06BFFG-QL8LP0*	BD-06BFMG-QL8LP0*
	Screw-in Type, For Data Group, Connector With Contacts	All Seals	BD-05BFFB-QL8AP0*	BD-05BFMB-QL8AP0*	BD-06BFFB-QL8AP0*	BD-06BFMB-QL8AP0*
		5.0 ~ 6.0mm Red Seal	BD-05BFFB-QL8SP0*	BD-05BFMB-QL8SP0*	BD-06BFFB-QL8SP0*	BD-06BFMB-QL8SP0*
		6.0 ~ 8.0mm Yellow Seal	BD-05BFFB-QL8MP0*	BD-05BFMB-QL8MP0*	BD-06BFFB-QL8MP0*	BD-06BFMB-QL8MP0*
		8.0 ~ 10.0mm Blue Seal	BD-05BFFB-QL8LP0*	BD-05BFMB-QL8LP0*	BD-06BFFB-QL8LP0*	BD-06BFMB-QL8LP0*
	Crimp Type, For Data Group, Connector With Contacts	All Seals	BD-05BFFA-QL8AP0	BD-05BFMA-QL8AP0	BD-06BFFA-QL8AP0	BD-06BFMA-QL8AP0
		5.0 ~ 6.0mm Red Seal	BD-05BFFA-QL8SP0	BD-05BFMA-QL8SP0	BD-06BFFA-QL8SP0	BD-06BFMA-QL8SP0
		6.0 ~ 8.0mm Yellow Seal	BD-05BFFA-QL8MP0	BD-05BFMA-QL8MP0	BD-06BFFA-QL8MP0	BD-06BFMA-QL8MP0
		8.0 ~ 10.0mm Blue Seal	BD-05BFFA-QL8LP0	BD-05BFMA-QL8LP0	BD-06BFFA-QL8LP0	BD-06BFMA-QL8LP0

\*Upon Request


<sup>1)</sup> Standard Lengths: 1M, 2M, 3M, 4M, 5M and 10M. Higher MOQ Might Be Required For Non-Standard Lengths

No of Contacts	7	8
Rated Voltage (AC/DC)	30 ~ 300V	30 ~ 300V
Nominal Current	5A	5A
Plastic / Metal	Plastic	Plastic
Pin Assignment	FF	FF
FF: Female Connector Female Contact		

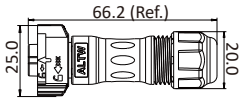
**STRAIGHT**, Overmolded Cable Assembly, Free Cable End, With Strain Relief, Push Lock, IP68 (Mated)  
 ① Cable Length: (01) 1M ~ (99) 99M<sup>①</sup>



	UL21388, PVC Jacket (For Data Group)	BD-07AFFM-QL8D ①	BD-08AFFM-QL8D ①
--	--------------------------------------	------------------	------------------

**RIGHT ANGLE**, Overmolded Cable Assembly, Free Cable End, With Strain Relief, Push Lock, IP68 (Mated)  
 ① Cable Length: (01) 1M ~ (99) 99M<sup>①</sup>

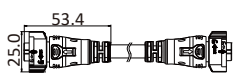
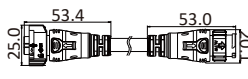
	UL21388, PVC Jacket (For Data Group)	BD-07AFFM-QR8D ①	BD-08AFFM-QR8D ①
--	--------------------------------------	------------------	------------------

Field Serviceable/Installable, **STRAIGHT**, Without Strain Relief, Push Lock, IP68 (Mated)  
 Sealing Nut Torque Value: 6 ~ 15 kgf.cm | Recommended Cable O.D.: (Red Seal) 5.0 ~ 6.0mm, (Yellow Seal) 6.0 ~ 8.0mm, (Blue Seal) 8.0 ~ 10.0mm

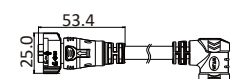
	Solder Type, For Data Group, Connector With Contacts	All Seals	BD-07BFFG-QL8AP0 *	BD-08BFFG-QL8AP0 *
		5.0 ~ 6.0mm Red Seal	BD-07BFFG-QL8SP0 *	BD-08BFFG-QL8SP0 *
		6.0 ~ 8.0mm Yellow Seal	BD-07BFFG-QL8MP0 *	BD-08BFFG-QL8MP0 *
		8.0 ~ 10.0mm Blue Seal	BD-07BFFG-QL8LP0 *	BD-08BFFG-QL8LP0 *
	Screw-in Type, For Data Group, Connector With Contacts	All Seals	BD-07BFFB-QL8AP0 *	BD-08BFFB-QL8AP0 *
		5.0 ~ 6.0mm Red Seal	BD-07BFFB-QL8SP0 *	BD-08BFFB-QL8SP0 *
		6.0 ~ 8.0mm Yellow Seal	BD-07BFFB-QL8MP0 *	BD-08BFFB-QL8MP0 *
		8.0 ~ 10.0mm Blue Seal	BD-07BFFB-QL8LP0 *	BD-08BFFB-QL8LP0 *
	Crimp Type, For Data Group, Connector With Contacts	All Seals	BD-07BFFA-QL8AP0	BD-08BFFA-QL8AP0
		5.0 ~ 6.0mm Red Seal	BD-07BFFA-QL8SP0	BD-08BFFA-QL8SP0
		6.0 ~ 8.0mm Yellow Seal	BD-07BFFA-QL8MP0	BD-08BFFA-QL8MP0
		8.0 ~ 10.0mm Blue Seal	BD-07BFFA-QL8LP0	BD-08BFFA-QL8LP0

No of Contacts	7	8
Rated Voltage (AC/DC)	30 ~ 300V	30 ~ 300V
Nominal Current	5A	5A
Plastic / Metal	Plastic	Plastic
Pin Assignment FF : Female Connector Female Contact MF : Male Connector Female Contact FM : Female Connector Male Contact		

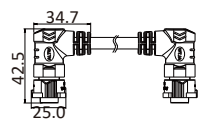
**STRAIGHT-TO-STRAIGHT, Overmolded Double-Ended Cable Assembly, IP68 (Mated)**  
 ⑩ Cable Length: (A05) 0.5M, (001) 1M ~ (099) 99M<sup>1)</sup> | Connector / Contact Gender: (F) FF, (B) FM, (H) MF




	End1: (F) FF   End2: (F) FF	AB-BD07FL-BDFL-QD ⑩	-	AB-BD08FL-BDFL-QD ⑩	-
	End1: (F) FF   End2: (B) FM	AB-BD07FL-BDBL-QD ⑩*	-	AB-BD08FL-BDBL-QD ⑩*	-
	End1: (B) FM   End2: (B) FM	-	AB-BD07BL-BDBL-QD ⑩*	-	AB-BD08BL-BDBL-QD ⑩*
	End1: (F) FF   End2: (H) MF	AB-BD07FL-BDHL-QD ⑩*	-	AB-BD08FL-BDHL-QD ⑩*	-

**STRAIGHT-TO-RIGHT ANGLE, Overmolded Double-Ended Cable Assembly, Push Lock, IP68 (Mated)**  
 ⑩ Cable Length: (A05) 0.5M, (001) 1M ~ (099) 99M<sup>1)</sup> | Connector / Contact Gender: (F) FF, (B) FM

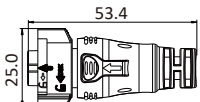
	End1: (F) FF   End2: (F) FF	AB-BD07FL-BDFR-QD ⑩	-	AB-BD08FL-BDFR-QD ⑩	-
	End1: (F) FF   End2: (B) FM	AB-BD07FL-BDBR-QD ⑩*	-	AB-BD08FL-BDBR-QD ⑩*	-
	End1: (B) FM   End2: (B) FM	-	AB-BD07BL-BDBR-QD ⑩*	-	AB-BD08BL-BDBR-QD ⑩*

**RIGHT ANGLE-TO-RIGHT ANGLE, Overmolded Double-Ended Cable Assembly, Push Lock, IP68 (Mated)**  
 ⑩ Cable Length: (A05) 0.5M, (001) 1M ~ (099) 99M<sup>1)</sup> | Connector / Contact Gender: (F) FF, (B) FM

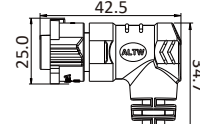
	End1: (F) FF   End2: (F) FF	AB-BD07FR-BDFR-QD ⑩	-	AB-BD08FR-BDFR-QD ⑩	-
	End1: (F) FF   End2: (B) FM	AB-BD07FR-BDBR-QD ⑩*	-	AB-BD08FR-BDBR-QD ⑩*	-
	End1: (B) FM   End2: (B) FM	-	AB-BD07BR-BDBR-QD ⑩*	-	AB-BD08BR-BDBR-QD ⑩*

No of Contacts	3 (2+1)		4 (2+2)		5 (2+3)	
Rated Voltage (AC/DC)	30 ~ 300V		30 ~ 300V		30 ~ 300V	
Nominal Current	10A+5A		10A+5A		10A+5A	
Plastic / Metal	Plastic		Plastic		Plastic	
Pin Assignment FF : Female Connector Female Contact FM : Female Connector Male Contact	FF	FM	FF	FM	FF	FM
						

**STRAIGHT, Overmolded Cable Assembly, Free Cable End, With Strain Relief, Push Lock, IP68 (Mated)**  
 ⑪ Cable Length: (01) 1M ~ (99) 99M<sup>1)</sup>

	UL21996, PVC Jacket (For Hybrid Group)	BBD-03AFF M-QL8F ⑪*	BBD-03AFM M-QL8F ⑪*	BBD-04AFF M-QL8F ⑪*	BBD-04AFM M-QL8F ⑪*	BBD-05AFF M-QL8F ⑪*	BBD-05AFM M-QL8F ⑪*
--	--	---------------------	---------------------	---------------------	---------------------	---------------------	---------------------

**RIGHT ANGLE, Overmolded Cable Assembly, Free Cable End, With Strain Relief, Push Lock, IP68 (Mated)**  
 ⑪ Cable Length: (01) 1M ~ (99) 99M<sup>1)</sup>

	UL21996, PVC Jacket (For Hybrid Group)	BBD-03AFF M-QR8F ⑪*	BBD-03AFM M-QR8F ⑪*	BBD-04AFF M-QR8F ⑪*	BBD-04AFM M-QR8F ⑪*	BBD-05AFF M-QR8F ⑪*	BBD-05AFM M-QR8F ⑪*
--	--	---------------------	---------------------	---------------------	---------------------	---------------------	---------------------

\*Upon Request

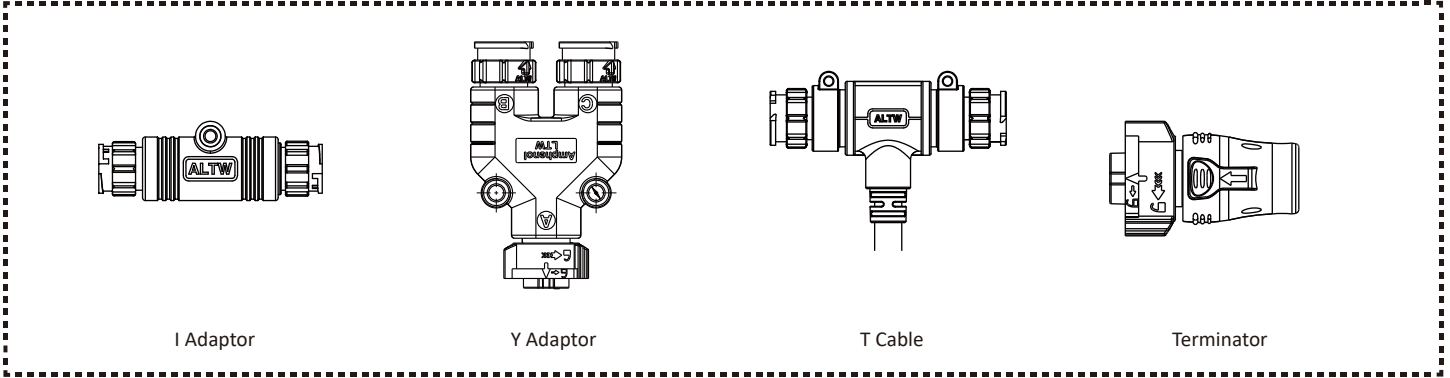
<sup>1)</sup> Standard Lengths: 1M, 2M, 3M, 4M, 5M and 10M. Higher MOQ Might Be Required For Non-Standard Lengths

No of Contacts		6 (2+4)	
Rated Voltage (AC/DC)		30 ~ 300V	
Nominal Current		10A+5A	
Plastic / Metal		Plastic	
Pin Assignment		FF	FM
<b>MM</b> : Male Connector Male Contact <b>FF</b> : Female Connector Female Contact <b>MF</b> : Male Connector Female Contact <b>FM</b> : Female Connector Male Contact			
<b>STRAIGHT</b> , Overmolded Cable Assembly, Free Cable End, With Strain Relief, Push Lock, IP68 (Mated)			
⑪ Cable Length: (01) 1M ~ (99) 99M <sup>1)</sup>			
	UL21996, PVC Jacket (For Hybrid Group)	BBD-06A <b>FFM</b> -QL8F ⑪	BBD-06A <b>FMM</b> -QL8F ⑪
<b>RIGHT ANGLE</b> , Overmolded Cable Assembly, Free Cable End, With Strain Relief, Push Lock, IP68 (Mated)			
⑪ Cable Length: (01) 1M ~ (99) 99M <sup>1)</sup>			
	UL21996, PVC Jacket (For Hybrid Group)	BBD-06A <b>FFM</b> -QR8F ⑪	BBD-06A <b>FMM</b> -QR8F ⑪
<b>STRAIGHT-TO-STRAIGHT</b> , Overmolded Double-Ended Cable Assembly, IP68 (Mated)			
⑩ Cable Length: (A05) 0.5M, (001) 1M ~ (099) 99M <sup>1)</sup>   Connector / Contact Gender: <b>(F)</b> FF, <b>(B)</b> FM, <b>(H)</b> MF			
	End1: <b>(F)</b> FF   End2: <b>(F)</b> FF	AB-BBD06FL-BBDFL-QF ⑩	-
	End1: <b>(F)</b> FF   End2: <b>(B)</b> FM	AB-BBD06FL-BBDBL-QF ⑩	-
	End1: <b>(B)</b> FM   End2: <b>(B)</b> FM	-	AB-BBD06BL-BBDBL-QF ⑩
	End1: <b>(F)</b> FF   End2: <b>(H)</b> MF	AB-BBD06FL-BBDHL-QF ⑩	-
<b>STRAIGHT-TO-RIGHT ANGLE</b> , Overmolded Double-Ended Cable Assembly, Push Lock, IP68 (Mated)			
⑩ Cable Length: (A05) 0.5M, (001) 1M ~ (099) 99M <sup>1)</sup>   Connector / Contact Gender: <b>(F)</b> FF, <b>(B)</b> FM			
	End1: <b>(F)</b> FF   End2: <b>(F)</b> FF	AB-BBD06FL-BBDFR-QF ⑩	-
	End1: <b>(F)</b> FF   End2: <b>(B)</b> FM	AB-BBD06FL-BBDBR-QF ⑩	-
	End1: <b>(B)</b> FM   End2: <b>(B)</b> FM	-	AB-BBD06BL-BBDBR-QF ⑩
<b>RIGHT ANGLE-TO-STRAIGHT</b> , Overmolded Double-Ended Cable Assembly, Push Lock, IP68 (Mated)			
⑩ Cable Length: (A05) 0.5M, (001) 1M ~ (099) 99M <sup>1)</sup>   Connector / Contact Gender: <b>(F)</b> FF, <b>(B)</b> FM, <b>(H)</b> MF			
	End1: <b>(F)</b> FF   End2: <b>(B)</b> FM	AB-BBD06FR-BBDL-QF ⑩	-
	End1: <b>(F)</b> FF   End2: <b>(H)</b> MF	-	AB-BBD06FR-BBDHL-QF ⑩
<b>RIGHT ANGLE-TO-RIGHT ANGLE</b> , Overmolded Double-Ended Cable Assembly, Push Lock, IP68 (Mated)			
⑩ Cable Length: (A05) 0.5M, (001) 1M ~ (099) 99M <sup>1)</sup>   Connector / Contact Gender: <b>(F)</b> FF, <b>(B)</b> FM			
	End1: <b>(F)</b> FF   End2: <b>(F)</b> FF	AB-BBD06FR-BBDFR-QF ⑩	-
	End1: <b>(F)</b> FF   End2: <b>(B)</b> FM	AB-BBD06FR-BBDBR-QF ⑩	-
	End1: <b>(B)</b> FM   End2: <b>(B)</b> FM	-	AB-BBD06BR-BBDBR-QF ⑩

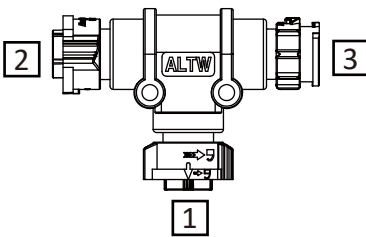
\*Upon Request

<sup>1)</sup> Standard Lengths: 1M, 2M, 3M, 4M, 5M and 10M. Higher MOQ Might Be Required For Non-Standard Lengths

## Customization - Upon Request



## T Adaptor



① Current Rating:  
**(BD)** 5A\*  
**(BB)** 10A

⑤ For Connector 1  
 ⑥ For Connector 2  
 ⑦ For Connector 3


Choose Connector / Contacts Gender:  
 (M): Male + Male  
 (F): Female + Female  
 (H): Male + Female  
 (B): Female + Male

\*Upon Request


Nominal Current	No. of Contacts	Mating Style	Part Number	More Options
10A (BB)	02, 03	Push Lock	AB-BB-②②②-BBH-TQ001	AB-①-②②②-⑤⑥⑦-TQ001

## Waterproof Cap

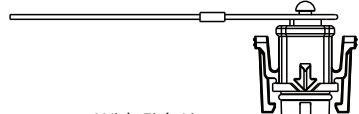
For Mating With Male



None

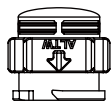


With Rubber Lead

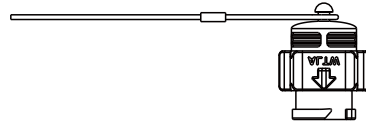


With Fish Line

For Mating With Female



None



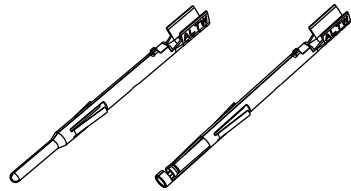
With Fish Line

More to choose:

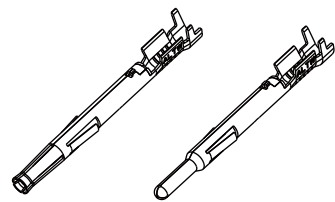
③ None (MA) / With Rubber Lead (PC)  
 ④ None (MA) / With Fish Line (CD)  
 ⑤ None (A) / With Fish Line (D)

Size	Mating Part	Gender of Mating Part	Mating Style	Part Number
B Size	Receptacle	Male	Push Lock	CAP-WABMQ③ 1
	Overmolded with Cable	Female		CAP-WABFQ④ 1
		Male		CAP-WABMQM⑤ 1

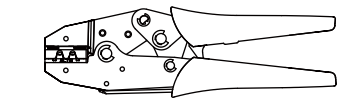
## Contacts & Crimp Tool



5A



10A/20A



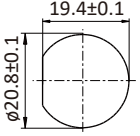
Crimp Tool

12AWG 18AWG

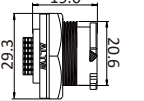
20AWG 22AWG

16AWG 18AWG

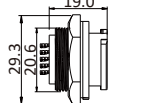
Nominal Current	Contact Gender	Part Number	Packages ⑥	Crimp Tool
5A	Male	ASSP-05-M-A-C-⑥	<b>(SA)</b> 50pcs / Box <b>(SB)</b> 100pcs / Box <b>(RE)</b> 5A 3,000pcs / Reel 10A 3,000pcs / Reel 20A 2,000pcs / Reel	P/N: ASST-C-05-W-A (22 ~ 20AWG   0.34 ~ 0.50mm <sup>2</sup> )
	Female	ASSP-05-F-A-C-⑥		
10A	Male	ASSP-10-M-A-C-⑥		P/N: ASST-C-10-W-B (18 ~ 16AWG   0.75 ~ 1.50mm <sup>2</sup> )
	Female	ASSP-10-F-A-C-⑥		

No of Contacts	<b>Panel Cut Out</b> Circular Flange (D Cut)  (Unit: mm)	2		3		3	
Rated Voltage (AC/DC)		300V		300V		600V	
Nominal Current		20A		20A		10A	
Plastic / Metal		Plastic		Plastic		Plastic	
Pin Assignment		MM	MF	MM	MF	MM	MF
<b>MM:</b> Male Connector Male Contact <b>FF:</b> Female Connector Female Contact <b>MF:</b> Male Connector Female Contact <b>FM:</b> Female Connector Male Contact							

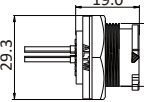
Receptacle, Circular Flange, **FRONT** Fastened Nut, Push Lock, IP68 (Unmated)  
 Nut Torque Value: 8 ~ 10 kgf.cm | Recommended Panel Thickness: (with cap) max. 3.0mm, (without cap) max. 4.2mm

	Solder Type	CC-02PMMS-QC800P	CC-02PMFS-QC800P	CC-03PMMS-QC800P	CC-03PMFS-QC800P	CC-03PMMS-QC801P	CC-03PMFS-QC801P
	180° PCB Type	CC-02PMMP-QC800P*	CC-02PMFP-QC800P*	CC-03PMMP-QC800P*	CC-03PMFP-QC800P*	-	-

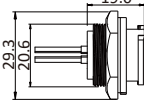
Receptacle, Circular Flange, **REAR** Fastened Nut, Push Lock, IP68 (Unmated)  
 Nut Torque Value: 6 ~ 8 kgf.cm | Recommended Panel Thickness: (with cap) max. 3.0mm, (without cap) max. 4.0mm

	Solder Type	CC-02RMMS-QC800P	CC-02RMFS-QC800P	CC-03RMMS-QC800P	CC-03RMFS-QC800P	-	-
	180° PCB Type	-	-	-	-	-	-

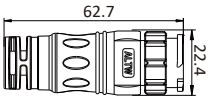
Receptacle With Wires, Circular Flange, **FRONT** Fastened Nut, Push Lock, IP68 (Unmated)  
 ① Wire Length: (10) 100mm ~ (50) 500mm<sup>1)</sup> | Nut Torque Value: 6 ~ 8 kgf.cm | Recommended Panel Thickness: (with cap) max. 3.0mm, (without cap) max. 4.2mm

	UL1015, PVC Jacket	CC-02PMMS-QC8B ①*	CC-02PMFS-QC8B ①*	CC-03PMMS-QC8B ①*	CC-03PMFS-QC8B ①*	-	-
	180° PCB Type	-	-	-	-	-	-

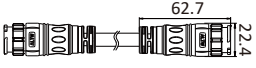
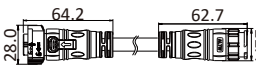
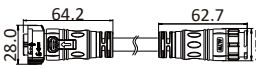
Receptacle With Wires, Circular Flange, **REAR** Fastened Nut, Push Lock, IP68 (Unmated)  
 ① Wire Length: (10) 100mm ~ (50) 500mm<sup>1)</sup> | Nut Torque Value: 6 ~ 8 kgf.cm | Recommended Panel Thickness: (with cap) max. 3.0mm, (without cap) max. 4.2mm

	UL1015, PVC Jacket	CC-02RMMS-QC8B ①*	CC-02RMFS-QC8B ①*	CC-03RMMS-QC8B ①*	CC-03RMFS-QC8B ①*	-	-
	180° PCB Type	-	-	-	-	-	-

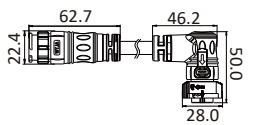
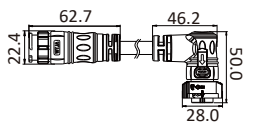
**STRAIGHT**, Overmolded Cable Assembly, Free Cable End, With Strain Relief, Push Lock, IP68 (Mated)  
 ① Cable Length: (01) 1M ~ (99) 99M<sup>1)</sup>



	UL SJTW, PVC Jacket (For Power Group)	CC-02AMMM-QL8E ①	CC-02AMFM-QL8E ①	CC-03AMMM-QL8E ①	CC-03AMFM-QL8E ①	-	-
	180° PCB Type	-	-	-	-	-	-

**STRAIGHT-TO-STRAIGHT**, Overmolded Double-Ended Cable Assembly, IP68 (Mated)  
 ⑩ Cable Length: (A05) 0.5M, (001) 1M ~ (099) 99M<sup>1)</sup> | Connector / Contact Gender: (M) MM, (F) FF, (B) FM, (H) MF

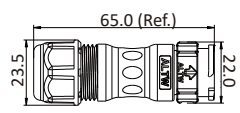
	End1: (M) MM	AB-CC02ML-CCML-QE ⑩	-	AB-CC03ML-CCML-QE ⑩	-	-
	End2: (M) MM	AB-CC02ML-CCML-QE ⑩	-	AB-CC03ML-CCML-QE ⑩	-	-
	End1: (M) MM	AB-CC02ML-CCHL-QE ⑩	-	AB-CC03ML-CCHL-QE ⑩	-	-
	End2: (H) MF	AB-CC02ML-CCHL-QE ⑩	-	AB-CC03ML-CCHL-QE ⑩	-	-
	End1: (H) MF	-	AB-CC02HL-CCHL-QE ⑩	-	AB-CC03HL-CCHL-QE ⑩	-
	End2: (H) MF	-	AB-CC02HL-CCHL-QE ⑩	-	AB-CC03HL-CCHL-QE ⑩	-
	End1: (M) MM	AB-CC02ML-CCFL-QE ⑩	-	AB-CC03ML-CCFL-QE ⑩	-	-
	End2: (F) FF	AB-CC02ML-CCFL-QE ⑩	-	AB-CC03ML-CCFL-QE ⑩	-	-
	End1: (M) MM	AB-CC02ML-CCBL-QE ⑩	-	AB-CC03ML-CCBL-QE ⑩	-	-
	End2: (B) FM	AB-CC02ML-CCBL-QE ⑩	-	AB-CC03ML-CCBL-QE ⑩	-	-
	End1: (H) MF	-	AB-CC02HL-CCBL-QE ⑩	-	AB-CC03HL-CCBL-QE ⑩	-
	End2: (B) FM	-	AB-CC02HL-CCBL-QE ⑩	-	AB-CC03HL-CCBL-QE ⑩	-

**STRAIGHT-TO-RIGHT ANGLE**, Overmolded Double-Ended Cable Assembly, Push Lock, IP68 (Mated)  
 ⑩ Cable Length: (A05) 0.5M, (001) 1M ~ (099) 99M<sup>1)</sup> | Connector / Contact Gender: (M) MM, (F) FF, (B) FM, (H) MF

	End1: (M) MM	AB-CC02ML-CCFR-QE ⑩	-	AB-CC03ML-CCFR-QE ⑩	-	-
	End2: (F) FF	AB-CC02ML-CCFR-QE ⑩	-	AB-CC03ML-CCFR-QE ⑩	-	-
	End1: (M) MM	AB-CC02ML-CCBR-QE ⑩	-	AB-CC03ML-CCBR-QE ⑩	-	-
	End2: (B) FM	AB-CC02ML-CCBR-QE ⑩	-	AB-CC03ML-CCBR-QE ⑩	-	-
	End1: (H) MF	-	AB-CC02HL-CCBR-QE ⑩	-	AB-CC03HL-CCBR-QE ⑩	-
	End2: (B) FM	-	AB-CC02HL-CCBR-QE ⑩	-	AB-CC03HL-CCBR-QE ⑩	-

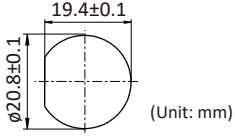


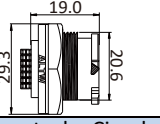
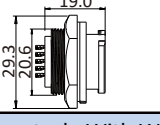
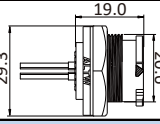
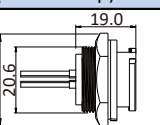
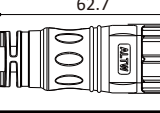
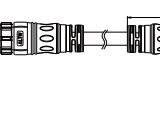
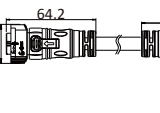
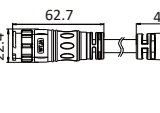
No of Contacts	2		3	
Rated Voltage (AC/DC)	300V		300V	
Nominal Current	20A		20A	
Plastic / Metal	Plastic		Plastic	
Pin Assignment	MM	MF	MM	MF
<b>MM:</b> Male Connector Male Contact <b>MF:</b> Male Connector Female Contact				


Field Serviceable/Installable, **STRAIGHT**, Without Strain Relief, Push Lock, IP68 (Mated)  
 Sealing Nut Torque Value: 6 ~ 15 kgf.cm | Recommended Cable O.D.: (Red Seal) 6.0 ~ 8.0mm, (Yellow Seal) 8.0 ~ 10.0mm, (Blue Seal) 10.0 ~ 12.0mm

	Solder Type, For Power Group, Packing: Connector With Contacts	All Seals	CC-02BMMG-QL8APP*	CC-02BMFG-QL8APP*	CC-03BMMG-QL8APP*	CC-03BMFG-QL8APP*
		6.0 ~ 8.0mm Red Seal	CC-02BMMG-QL8SPP*	CC-02BMFG-QL8SPP*	CC-03BMMG-QL8SPP*	CC-03BMFG-QL8SPP*
		8.0 ~ 10.0mm Yellow Seal	CC-02BMMG-QL8MPP*	CC-02BMFG-QL8MPP*	CC-03BMMG-QL8MPP*	CC-03BMFG-QL8MPP*
		10.0 ~ 12.0mm Blue Seal	CC-02BMMG-QL8LPP*	CC-02BMFG-QL8LPP*	CC-03BMMG-QL8LPP*	CC-03BMFG-QL8LPP*
	Screw-in Type, For Power Group, Packing: Connector With Contacts	All Seals	CC-02BMMB-QL8APP	CC-02BMFB-QL8APP	CC-03BMMB-QL8APP	CC-03BMFB-QL8APP
		6.0 ~ 8.0mm Red Seal	CC-02BMMB-QL8SPP	CC-02BMFB-QL8SPP	CC-03BMMB-QL8SPP	CC-03BMFB-QL8SPP
		8.0 ~ 10.0mm Yellow Seal	CC-02BMMB-QL8MPP	CC-02BMFB-QL8MPP	CC-03BMMB-QL8MPP	CC-03BMFB-QL8MPP
		10.0 ~ 12.0mm Blue Seal	CC-02BMMB-QL8LPP	CC-02BMFB-QL8LPP	CC-03BMMB-QL8LPP	CC-03BMFB-QL8LPP
	Push-in Type, For Power Group, Packing: Connector With Contacts	All Seals	CC-02BMME-QL8APP*	CC-02BMFE-QL8APP*	CC-03BMME-QL8APP*	CC-03BMFE-QL8APP*
		6.0 ~ 8.0mm Red Seal	CC-02BMME-QL8SPP*	CC-02BMFE-QL8SPP*	CC-03BMME-QL8SPP*	CC-03BMFE-QL8SPP*
		8.0 ~ 10.0mm Yellow Seal	CC-02BMME-QL8MPP*	CC-02BMFE-QL8MPP*	CC-03BMME-QL8MPP*	CC-03BMFE-QL8MPP*
		10.0 ~ 12.0mm Blue Seal	CC-02BMME-QL8LPP*	CC-02BMFE-QL8LPP*	CC-03BMME-QL8LPP*	CC-03BMFE-QL8LPP*
	Crimp Type, For Power Group, Packing: Connector With Contacts	All Seals	CC-02BMMA-QL8APP	CC-02BMFA-QL8APP	CC-03BMMA-QL8APP	CC-03BMFA-QL8APP
		6.0 ~ 8.0mm Red Seal	CC-02BMMA-QL8SPP	CC-02BMFA-QL8SPP	CC-03BMMA-QL8SPP	CC-03BMFA-QL8SPP
		8.0 ~ 10.0mm Yellow Seal	CC-02BMMA-QL8MPP	CC-02BMFA-QL8MPP	CC-03BMMA-QL8MPP	CC-03BMFA-QL8MPP
		10.0 ~ 12.0mm Blue Seal	CC-02BMMA-QL8LPP	CC-02BMFA-QL8LPP	CC-03BMMA-QL8LPP	CC-03BMFA-QL8LPP
	Crimp Type, For Power Group, Packing: Connector Without Contacts	All Seals	CC-02BMMA-QL8ANP	CC-02BMFA-QL8ANP	CC-03BMMA-QL8ANP	CC-03BMFA-QL8ANP
		6.0 ~ 8.0mm Red Seal	CC-02BMMA-QL8SNP	CC-02BMFA-QL8SNP	CC-03BMMA-QL8SNP	CC-03BMFA-QL8SNP
		8.0 ~ 10.0mm Yellow Seal	CC-02BMMA-QL8MNP	CC-02BMFA-QL8MNP	CC-03BMMA-QL8MNP	CC-03BMFA-QL8MNP
		10.0 ~ 12.0mm Blue Seal	CC-02BMMA-QL8LNP	CC-02BMFA-QL8LNP	CC-03BMMA-QL8LNP	CC-03BMFA-QL8LNP

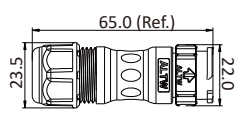
\*Upon Request

<sup>1)</sup> Standard Lengths: 1M, 2M, 3M, 4M, 5M and 10M. Higher MOQ Might Be Required For Non-Standard Lengths

No of Contacts	<b>Panel Cut Out</b> Circular Flange (D Cut) 	4		4 (3+1)	
Rated Voltage (AC/DC)		300V		300V	
Nominal Current		10A		10A+5A	
Plastic / Metal		Plastic		Plastic	
Pin Assignment		MM	MF	MM	MF
<b>MM</b> : Male Connector Male Contact <b>FF</b> : Female Connector Female Contact <b>MF</b> : Male Connector Female Contact <b>FM</b> : Female Connector Male Contact					
Receptacle, Circular Flange, <b>FRONT</b> Fastened Nut, Push Lock, IP68 (Unmated) Nut Torque Value: 8 ~ 10 kgf.cm   Recommended Panel Thickness: (with cap) max. 3.0mm, (without cap) max. 4.2mm					
	Solder Type	CB-04 <b>MM</b> S-QC8001	CB-04 <b>MF</b> S-QC8001	CBD-04 <b>MM</b> S-QC8001*	CBD-04 <b>MF</b> S-QC8001*
	180° PCB Type	CB-04 <b>MM</b> P-QC8001*	CB-04 <b>MF</b> P-QC8001*	CBD-04 <b>MM</b> P-QC8001*	CBD-04 <b>MF</b> P-QC8001*
Receptacle, Circular Flange, <b>REAR</b> Fastened Nut, Push Lock, IP68 (Unmated) Nut Torque Value: 6 ~ 8 kgf.cm   Recommended Panel Thickness: (with cap) max. 3.0mm, (without cap) max. 4.0mm					
	Solder Type	CB-04 <b>R</b> <b>MM</b> S-QC8001	CB-04 <b>R</b> <b>MF</b> S-QC8001	CBD-04 <b>R</b> <b>MM</b> S-QC8001*	CBD-04 <b>R</b> <b>MF</b> S-QC8001*
Receptacle With Wires, Circular Flange, <b>FRONT</b> Fastened Nut, Push Lock, IP68 (Unmated) ⑪ Wire Length: (10) 100mm ~ (50) 500mm <sup>3)</sup>   Nut Torque Value: 6 ~ 8 kgf.cm   Recommended Panel Thickness: (with cap) max. 3.0mm, (without cap) max. 4.2mm					
	UL1430, XL-PVC Jacket	CB-04 <b>MM</b> S-QC8A ⑪*	CB-04 <b>MF</b> S-QC8A ⑪*	CBD-04 <b>MM</b> S-QC8A ⑪*	CBD-04 <b>MM</b> S-QC8A ⑪*
Receptacle With Wires, Circular Flange, <b>REAR</b> Fastened Nut, Push Lock, IP68 (Unmated) ⑪ Wire Length: (10) 100mm ~ (50) 500mm <sup>3)</sup>   Nut Torque Value: 6 ~ 8 kgf.cm   Recommended Panel Thickness: (with cap) max. 3.0mm, (without cap) max. 4.2mm					
	UL1430, XL-PVC Jacket	CB-04 <b>R</b> <b>MM</b> S-QC8A ⑪*	CB-04 <b>R</b> <b>MF</b> S-QC8A ⑪*	CBD-04 <b>R</b> <b>MM</b> S-QC8A ⑪*	CBD-04 <b>R</b> <b>MF</b> S-QC8A ⑪*
<b>STRAIGHT</b> , Overmolded Cable Assembly, Free Cable End, With Strain Relief, Push Lock, IP68 (Mated) ⑪ Cable Length: (01) 1M ~ (99) 99M <sup>3)</sup>					
	UL21388, PVC Jacket (For Data Group)	CB-04 <b>MM</b> M-QL8D ⑪	CB-04 <b>MF</b> M-QL8D ⑪	-	-
	UL21996, PVC Jacket (For Hybrid Group)	-	-	CBD-04 <b>MM</b> M-QL8F ⑪*	CBD-04 <b>MF</b> M-QL8F ⑪*
<b>STRAIGHT-TO-STRAIGHT</b> , Overmolded Double-Ended Cable Assembly, IP68 (Mated) ⑩ Cable Length: (A05) 0.5M, (001) 1M ~ (099) 99M <sup>3)</sup>   Connector / Contact Gender: <b>(M)</b> MM, <b>(F)</b> FF, <b>(B)</b> FM, <b>(H)</b> MF					
	End1: <b>(M)</b> MM   End2: <b>(M)</b> MM	AB-CB04 <b>ML</b> -CB <b>ML</b> -QD ⑩	-	AB-CBD04 <b>ML</b> -CBD <b>ML</b> -QF ⑩*	-
	End1: <b>(M)</b> MM   End2: <b>(H)</b> MF	AB-CB04 <b>ML</b> -CB <b>HL</b> -QD ⑩	-	AB-CBD04 <b>ML</b> -CBD <b>HL</b> -QF ⑩*	-
	End1: <b>(H)</b> MF   End2: <b>(H)</b> MF	-	AB-CB04 <b>HL</b> -CB <b>HL</b> -QD ⑩	-	AB-CBD04 <b>HL</b> -CBD <b>HL</b> -QF ⑩*
	End1: <b>(M)</b> MM   End2: <b>(F)</b> FF	AB-CB04 <b>ML</b> -CB <b>FL</b> -QD ⑩	-	AB-CBD04 <b>ML</b> -CBD <b>FL</b> -QF ⑩*	-
	End1: <b>(M)</b> MM   End2: <b>(B)</b> FM	AB-CB04 <b>ML</b> -CB <b>BL</b> -QD ⑩	-	AB-CBD04 <b>ML</b> -CBD <b>BL</b> -QF ⑩*	-
	End1: <b>(H)</b> MF   End2: <b>(B)</b> FM	-	AB-CB04 <b>HL</b> -CB <b>BL</b> -QD ⑩	-	AB-CBD04 <b>HL</b> -CBD <b>BL</b> -QF ⑩*
<b>STRAIGHT-TO-RIGHT ANGLE</b> , Overmolded Double-Ended Cable Assembly, Push Lock, IP68 (Mated) ⑩ Cable Length: (A05) 0.5M, (001) 1M ~ (099) 99M <sup>3)</sup>   Connector / Contact Gender: <b>(M)</b> MM, <b>(F)</b> FF, <b>(B)</b> FM, <b>(H)</b> MF					
	End1: <b>(M)</b> MM   End2: <b>(F)</b> FF	AB-CB04 <b>ML</b> -CB <b>FR</b> -QD ⑩	-	AB-CBD04 <b>ML</b> -CBD <b>FR</b> -QF ⑩*	-
	End1: <b>(M)</b> MM   End2: <b>(B)</b> FM	AB-CB04 <b>ML</b> -CB <b>BR</b> -QD ⑩	-	AB-CBD04 <b>ML</b> -CBD <b>BR</b> -QF ⑩*	-
	End1: <b>(H)</b> MF   End2: <b>(B)</b> FM	-	AB-CB04 <b>HL</b> -CB <b>BR</b> -QD ⑩	-	AB-CBD04 <b>HL</b> -CBD <b>BR</b> -QF ⑩*

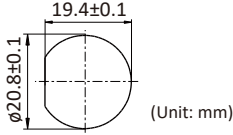
No of Contacts	4	
Rated Voltage (AC/DC)	300V	
Nominal Current	10A	
Plastic / Metal	Plastic	
Pin Assignment	MM	MF
<b>MM</b> : Male Connector Male Contact <b>MF</b> : Male Connector Female Contact		

Field Serviceable/Installable, **STRAIGHT**, Without Strain Relief, Push Lock, IP68 (Mated)  
 Sealing Nut Torque Value: 6 ~ 15 kgf.cm | Recommended Cable O.D.: (Red Seal) 6.0 ~ 8.0mm, (Yellow Seal) 8.0 ~ 10.0mm, (Blue Seal) 10.0 ~ 12.0mm

	Solder Type, For Data Group, Packing: Connector With Contacts	All Seals	CB-04B <b>MMG</b> -QL8AP0 *	CB-04B <b>MF G</b> -QL8AP0 *
		6.0 ~ 8.0mm Red Seal	CB-04B <b>MMG</b> -QL8SP0 *	CB-04B <b>MF G</b> -QL8SP0 *
		8.0 ~ 10.0mm Yellow Seal	CB-04B <b>MMG</b> -QL8MP0 *	CB-04B <b>MF G</b> -QL8MP0 *
		10.0 ~ 12.0mm Blue Seal	CB-04B <b>MMG</b> -QL8LP0 *	CB-04B <b>MF G</b> -QL8LP0 *
	Screw-in Type, For Data Group, Packing: Connector With Contacts	All Seals	CB-04B <b>MMB</b> -QL8AP0 *	CB-04B <b>MF B</b> -QL8AP0 *
		6.0 ~ 8.0mm Red Seal	CB-04B <b>MMB</b> -QL8SP0 *	CB-04B <b>MF B</b> -QL8SP0 *
		8.0 ~ 10.0mm Yellow Seal	CB-04B <b>MMB</b> -QL8MP0 *	CB-04B <b>MF B</b> -QL8MP0 *
		10.0 ~ 12.0mm Blue Seal	CB-04B <b>MMB</b> -QL8LP0 *	CB-04B <b>MF B</b> -QL8LP0 *
	Push-in Type, For Data Group, Packing: Connector With Contacts	All Seals	CB-04B <b>MME</b> -QL8AP0 *	CB-04B <b>MF E</b> -QL8AP0 *
		6.0 ~ 8.0mm Red Seal	CB-04B <b>MME</b> -QL8SP0 *	CB-04B <b>MF E</b> -QL8SP0 *
		8.0 ~ 10.0mm Yellow Seal	CB-04B <b>MME</b> -QL8MP0 *	CB-04B <b>MF E</b> -QL8MP0 *
		10.0 ~ 12.0mm Blue Seal	CB-04B <b>MME</b> -QL8LP0 *	CB-04B <b>MF E</b> -QL8LP0 *
	Crimp Type, For Data Group, Packing: Connector With Contacts	All Seals	CB-04B <b>MM A</b> -QL8AP0	CB-04B <b>MF A</b> -QL8AP0
		6.0 ~ 8.0mm Red Seal	CB-04B <b>MM A</b> -QL8SP0	CB-04B <b>MF A</b> -QL8SP0
		8.0 ~ 10.0mm Yellow Seal	CB-04B <b>MM A</b> -QL8MP0	CB-04B <b>MF A</b> -QL8MP0
		10.0 ~ 12.0mm Blue Seal	CB-04B <b>MM A</b> -QL8LP0	CB-04B <b>MF A</b> -QL8LP0
	Crimp Type, For Data Group, Packing: Connector Without Contacts	All Seals	CB-04B <b>MM A</b> -QL8AN0	CB-04B <b>MF A</b> -QL8AN0
		6.0 ~ 8.0mm Red Seal	CB-04B <b>MM A</b> -QL8SN0	CB-04B <b>MF A</b> -QL8SN0
		8.0 ~ 10.0mm Yellow Seal	CB-04B <b>MM A</b> -QL8MN0	CB-04B <b>MF A</b> -QL8MN0
		10.0 ~ 12.0mm Blue Seal	CB-04B <b>MM A</b> -QL8LN0	CB-04B <b>MF A</b> -QL8LN0

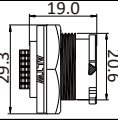
\*Upon Request

<sup>1)</sup> Standard Lengths: 1M, 2M, 3M, 4M, 5M and 10M. Higher MOQ Might Be Required For Non-Standard Lengths

No of Contacts	<b>Panel Cut Out</b> Circular Flange (D Cut) 	5	5 (3+2)
Rated Voltage (AC/DC)		300V	300V
Nominal Current		10A	10A+5A
Plastic / Metal		Plastic	Plastic
Pin Assignment		MM MF	MM MF

**MM** : Male Connector Male Contact  
**FF** : Female Connector Female Contact  
**MF** : Male Connector Female Contact  
**FM** : Female Connector Male Contact

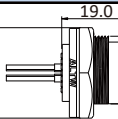
Receptacle, Circular Flange, **FRONT** Fastened Nut, Push Lock, IP68 (Unmated)  
 Nut Torque Value: 8 ~ 10 kgf.cm | Recommended Panel Thickness: (with cap) max. 3.0mm, (without cap) max. 4.2mm

	Solder Type	CB-05 <b>PMM</b> S-QC8001	CB-05 <b>PMF</b> S-QC8001	CBD-05 <b>PMM</b> S-QC8001*	CBD-05 <b>PMF</b> S-QC8001*
	180° PCB Type	CB-05 <b>PMM</b> P-QC8001*	CB-05 <b>PMF</b> P-QC8001*	CBD-05 <b>PMM</b> P-QC8001*	CBD-05 <b>PMF</b> P-QC8001*

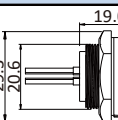
Receptacle, Circular Flange, **REAR** Fastened Nut, Push Lock, IP68 (Unmated)  
 Nut Torque Value: 6 ~ 8 kgf.cm | Recommended Panel Thickness: (with cap) max. 3.0mm, (without cap) max. 4.0mm

	Solder Type	CB-05 <b>RMM</b> S-QC8001	CB-05 <b>RMF</b> S-QC8001	CBD-05 <b>RMM</b> S-QC8001*	CBD-05 <b>RMF</b> S-QC8001*
---	-------------	---------------------------	---------------------------	-----------------------------	-----------------------------

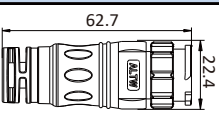
Receptacle With Wires, Circular Flange, **FRONT** Fastened Nut, Push Lock, IP68 (Unmated)  
 ① Wire Length: (10) 100mm ~ (50) 500mm<sup>1)</sup> | Nut Torque Value: 6 ~ 8 kgf.cm | Recommended Panel Thickness: (with cap) max. 3.0mm, (without cap) max. 4.2mm

	UL1430, XL-PVC Jacket	CB-05 <b>PMM</b> S-QC8A ①*	CB-05 <b>PMF</b> S-QC8A ①*	CBD-05 <b>PMM</b> S-QC8A ①*	CBD-05 <b>PMF</b> S-QC8A ①*
--	-----------------------	----------------------------	----------------------------	-----------------------------	-----------------------------

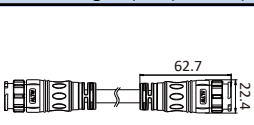
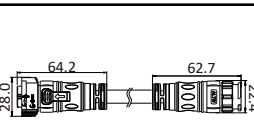
Receptacle With Wires, Circular Flange, **REAR** Fastened Nut, Push Lock, IP68 (Unmated)  
 ① Wire Length: (10) 100mm ~ (50) 500mm<sup>1)</sup> | Nut Torque Value: 6 ~ 8 kgf.cm | Recommended Panel Thickness: (with cap) max. 3.0mm, (without cap) max. 4.2mm

	UL1430, XL-PVC Jacket	CB-05 <b>RMM</b> S-QC8A ①*	CB-05 <b>RMF</b> S-QC8A ①*	CBD-05 <b>RMM</b> S-QC8A ①*	CBD-05 <b>RMF</b> S-QC8A ①*
---	-----------------------	----------------------------	----------------------------	-----------------------------	-----------------------------

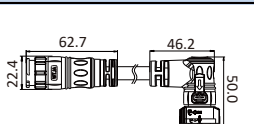
**STRAIGHT**, Overmolded Cable Assembly, Free Cable End, With Strain Relief, Push Lock, IP68 (Mated)  
 ① Cable Length: (01) 1M ~ (99) 99M<sup>1)</sup>

	UL21388, PVC Jacket (For Data Group)	CB-05 <b>AMM</b> M-QL8D ①	CB-05 <b>AMF</b> M-QL8D ①	-	-
	UL21996, PVC Jacket (For Hybrid Group)	-	-	CBD-05 <b>AMM</b> M-QL8F ①*	CBD-05 <b>AMF</b> M-QL8F ①*

**STRAIGHT-TO-STRAIGHT**, Overmolded Double-Ended Cable Assembly, IP68 (Mated)  
 ⑩ Cable Length: (A05) 0.5M, (001) 1M ~ (099) 99M<sup>1)</sup> | Connector / Contact Gender: (M) MM, (F) FF, (B) FM, (H) MF

	End1: (M) MM   End2: (M) MM	AB-CB05 <b>ML</b> -CB <b>ML</b> -QD ⑩	-	AB-CBD05 <b>ML</b> -CBD <b>ML</b> -QF ⑩*	-
	End1: (M) MM   End2: (H) MF	AB-CB05 <b>ML</b> -CB <b>HL</b> -QD ⑩	-	AB-CBD05 <b>ML</b> -CBD <b>HL</b> -QF ⑩*	-
	End1: (H) MF   End2: (H) MF	-	AB-CB05 <b>HL</b> -CB <b>HL</b> -QD ⑩	-	AB-CBD05 <b>HL</b> -CBD <b>HL</b> -QF ⑩*
	End1: (M) MM   End2: (F) FF	AB-CB05 <b>ML</b> -CB <b>FL</b> -QD ⑩	-	AB-CBD05 <b>ML</b> -CBD <b>FL</b> -QF ⑩*	-
	End1: (M) MM   End2: (B) FM	AB-CB05 <b>ML</b> -CB <b>BL</b> -QD ⑩	-	AB-CBD05 <b>ML</b> -CBD <b>BL</b> -QF ⑩*	-
	End1: (H) MF   End2: (B) FM	-	AB-CB05 <b>HL</b> -CB <b>BL</b> -QD ⑩	-	AB-CBD05 <b>HL</b> -CBD <b>BL</b> -QF ⑩*

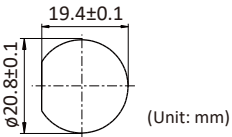


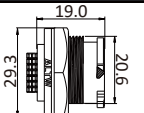
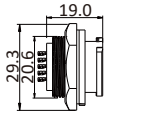
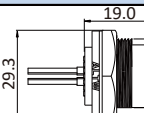
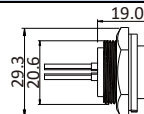
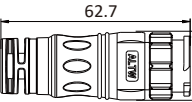
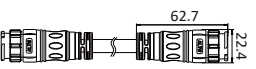
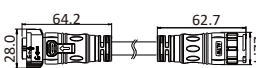
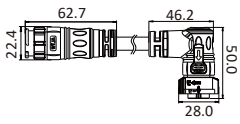
**STRAIGHT-TO-RIGHT ANGLE**, Overmolded Double-Ended Cable Assembly, Push Lock, IP68 (Mated)  
 ⑩ Cable Length: (A05) 0.5M, (001) 1M ~ (099) 99M<sup>1)</sup> | Connector / Contact Gender: (M) MM, (F) FF, (B) FM, (H) MF


	End1: (M) MM   End2: (F) FF	AB-CB05 <b>ML</b> -CB <b>FR</b> -QD ⑩	-	AB-CBD05 <b>ML</b> -CBD <b>FR</b> -QF ⑩*	-
	End1: (M) MM   End2: (B) FM	AB-CB05 <b>ML</b> -CB <b>BR</b> -QD ⑩	-	AB-CBD05 <b>ML</b> -CBD <b>BR</b> -QF ⑩*	-
	End1: (H) MF   End2: (B) FM	-	AB-CB05 <b>HL</b> -CB <b>BR</b> -QD ⑩	-	AB-CBD05 <b>HL</b> -CBD <b>BR</b> -QF ⑩*

No of Contacts		5		
Rated Voltage (AC/DC)		300V		
Nominal Current		10A		
Plastic / Metal		Plastic		
Pin Assignment		MM	MF	
<b>MM</b> : Male Connector Male Contact <b>MF</b> : Male Connector Female Contact				
Field Serviceable/Installable, <b>STRAIGHT</b> , Without Strain Relief, Push Lock, IP68 (Mated)				
Sealing Nut Torque Value: 6 ~ 15 kgf.cm   Recommended Cable O.D.: (Red Seal) 6.0 ~ 8.0mm, (Yellow Seal) 8.0 ~ 10.0mm, (Blue Seal) 10.0 ~ 12.0mm				
	Solder Type, For Data Group, Packing: Connector With Contacts	All Seals	CB-05B <b>MMG</b> -QL8AP0 *	CB-05B <b>MF G</b> -QL8AP0 *
		6.0 ~ 8.0mm Red Seal	CB-05B <b>MMG</b> -QL8SP0 *	CB-05B <b>MF G</b> -QL8SP0 *
		8.0 ~ 10.0mm Yellow Seal	CB-05B <b>MMG</b> -QL8MP0 *	CB-05B <b>MF G</b> -QL8MP0 *
		10.0 ~ 12.0mm Blue Seal	CB-05B <b>MMG</b> -QL8LP0 *	CB-05B <b>MF G</b> -QL8LP0 *
	Screw-in Type, For Data Group, Packing: Connector With Contacts	All Seals	CB-05B <b>MMB</b> -QL8AP0 *	CB-05B <b>MF B</b> -QL8AP0 *
		6.0 ~ 8.0mm Red Seal	CB-05B <b>MMB</b> -QL8SP0 *	CB-05B <b>MF B</b> -QL8SP0 *
		8.0 ~ 10.0mm Yellow Seal	CB-05B <b>MMB</b> -QL8MP0 *	CB-05B <b>MF B</b> -QL8MP0 *
		10.0 ~ 12.0mm Blue Seal	CB-05B <b>MMB</b> -QL8LP0 *	CB-05B <b>MF B</b> -QL8LP0 *
	Push-in Type, For Data Group, Packing: Connector With Contacts	All Seals	CB-05B <b>MME</b> -QL8AP0 *	CB-05B <b>MF E</b> -QL8AP0 *
		6.0 ~ 8.0mm Red Seal	CB-05B <b>MME</b> -QL8SP0 *	CB-05B <b>MF E</b> -QL8SP0 *
		8.0 ~ 10.0mm Yellow Seal	CB-05B <b>MME</b> -QL8MP0 *	CB-05B <b>MF E</b> -QL8MP0 *
		10.0 ~ 12.0mm Blue Seal	CB-05B <b>MME</b> -QL8LP0 *	CB-05B <b>MF E</b> -QL8LP0 *
	Crimp Type, For Data Group, Packing: Connector With Contacts	All Seals	CB-05B <b>MM A</b> -QL8AP0	CB-05B <b>MF A</b> -QL8AP0
		6.0 ~ 8.0mm Red Seal	CB-05B <b>MM A</b> -QL8SP0	CB-05B <b>MF A</b> -QL8SP0
		8.0 ~ 10.0mm Yellow Seal	CB-05B <b>MM A</b> -QL8MP0	CB-05B <b>MF A</b> -QL8MP0
		10.0 ~ 12.0mm Blue Seal	CB-05B <b>MM A</b> -QL8LP0	CB-05B <b>MF A</b> -QL8LP0
	Crimp Type, For Data Group, Packing: Connector Without Contacts	All Seals	CB-05B <b>MM A</b> -QL8AN0	CB-05B <b>MF A</b> -QL8AN0
		6.0 ~ 8.0mm Red Seal	CB-05B <b>MM A</b> -QL8SN0	CB-05B <b>MF A</b> -QL8SN0
		8.0 ~ 10.0mm Yellow Seal	CB-05B <b>MM A</b> -QL8MN0	CB-05B <b>MF A</b> -QL8MN0
		10.0 ~ 12.0mm Blue Seal	CB-05B <b>MM A</b> -QL8LN0	CB-05B <b>MF A</b> -QL8LN0

\*Upon Request

<sup>1)</sup> Standard Lengths: 1M, 2M, 3M, 4M, 5M and 10M. Higher MOQ Might Be Required For Non-Standard Lengths

No of Contacts	<b>Panel Cut Out</b> Circular Flange (D Cut) 	6	6 (3+3)	
Rated Voltage (AC/DC)		300V	300V	
Nominal Current		10A	10A+5A	
Plastic / Metal		Plastic	Plastic	
Pin Assignment		MM	MM	MF
MM : Male Connector Male Contact FF : Female Connector Female Contact MF : Male Connector Female Contact FM : Female Connector Male Contact				
Receptacle, Circular Flange, <b>FRONT</b> Fastened Nut, Push Lock, IP68 (Unmated) Nut Torque Value: 8 ~ 10 kgf.cm   Recommended Panel Thickness: (with cap) max. 3.0mm, (without cap) max. 4.2mm				
	Solder Type	CB-06PMMMS-QC8001	CBD-06PMMMS-QC8001	CBD-06PMFMS-QC8001*
	180° PCB Type	CB-06PMMMP-QC8001*	CBD-06PMMMP-QC8001*	CBD-06PMFMP-QC8001*
Receptacle, Circular Flange, <b>REAR</b> Fastened Nut, Push Lock, IP68 (Unmated) Nut Torque Value: 6 ~ 8 kgf.cm   Recommended Panel Thickness: (with cap) max. 3.0mm, (without cap) max. 4.0mm				
	Solder Type	CB-06RMMMS-QC8001	CBD-06RMMMS-QC8001*	CBD-06RMFMS-QC8001*
Receptacle With Wires, Circular Flange, <b>FRONT</b> Fastened Nut, Push Lock, IP68 (Unmated) ⑪ Wire Length: (10) 100mm ~ (50) 500mm <sup>1)</sup>   Nut Torque Value: 6 ~ 8 kgf.cm   Recommended Panel Thickness: (with cap) max. 3.0mm, (without cap) max. 4.2mm				
	UL1430, XL-PVC Jacket	CB-06PMMMS-QC8A ⑪*	CBD-06PMMMS-QC8A ⑪*	CBD-06PMMMS-QC8A ⑪*
Receptacle With Wires, Circular Flange, <b>REAR</b> Fastened Nut, Push Lock, IP68 (Unmated) ⑪ Wire Length: (10) 100mm ~ (50) 500mm <sup>1)</sup>   Nut Torque Value: 6 ~ 8 kgf.cm   Recommended Panel Thickness: (with cap) max. 3.0mm, (without cap) max. 4.2mm				
	UL1430, XL-PVC Jacket	CB-06RMMMS-QC8A ⑪*	CBD-06RMMMS-QC8A ⑪*	CBD-06RMFMS-QC8A ⑪*
<b>STRAIGHT</b> , Overmolded Cable Assembly, Free Cable End, With Strain Relief, Push Lock, IP68 (Mated) ⑪ Cable Length: (01) 1M ~ (99) 99M <sup>1)</sup>				
	UL21388, PVC Jacket (For Data Group)	CB-06AMMM-QL8D ⑪	-	-
	UL21996, PVC Jacket (For Hybrid Group)	-	CBD-06AMMM-QL8F ⑪*	CBD-06AMFM-QL8F ⑪*
<b>STRAIGHT-TO-STRAIGHT</b> , Overmolded Double-Ended Cable Assembly, IP68 (Mated) ⑩ Cable Length: (A05) 0.5M, (001) 1M ~ (099) 99M <sup>1)</sup>   Connector / Contact Gender: (M) MM, (F) FF, (B) FM, (H) MF				
	End1: (M) MM   End2: (M) MM	AB-CB06ML-CBML-QD ⑩	AB-CBD06ML-CBDML-QF ⑩*	-
	End1: (M) MM   End2: (H) MF	AB-CB06ML-CBHL-QD ⑩*	AB-CBD06ML-CBDHL-QF ⑩*	-
	End1: (H) MF   End2: (H) MF	-	-	AB-CBD06HL-CBDHL-QF ⑩*
	End1: (M) MM   End2: (F) FF	AB-CB06ML-CBFL-QD ⑩	AB-CBD06ML-CBDFL-QF ⑩	-
	End1: (M) MM   End2: (B) FM	AB-CB06ML-CBBL-QD ⑩*	AB-CBD06ML-CBDBL-QF ⑩*	-
	End1: (H) MF   End2: (B) FM	-	-	AB-CBD06HL-CBDBL-QF ⑩*
<b>STRAIGHT-TO-RIGHT ANGLE</b> , Overmolded Double-Ended Cable Assembly, Push Lock, IP68 (Mated) ⑩ Cable Length: (A05) 0.5M, (001) 1M ~ (099) 99M <sup>1)</sup>   Connector / Contact Gender: (M) MM, (F) FF, (B) FM, (H) MF				
	End1: (M) MM   End2: (F) FF	AB-CB06ML-CBFR-QD ⑩	AB-CBD06ML-CBDFR-QF ⑩*	-
	End1: (M) MM   End2: (B) FM	AB-CB06ML-CBBR-QD ⑩*	AB-CBD06ML-CBDBR-QF ⑩*	-
	End1: (H) MF   End2: (B) FM	-	-	AB-CBD06HL-CBDBR-QF ⑩*

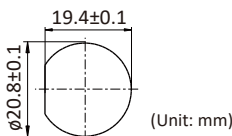
No of Contacts	6
Rated Voltage (AC/DC)	300V
Nominal Current	10A
Plastic / Metal	Plastic
Pin Assignment	MM
MM : Male Connector Male Contact	

Field Serviceable/Installable, **STRAIGHT**, Without Strain Relief, Push Lock, IP68 (Mated)  
 Sealing Nut Torque Value: 6 ~ 15 kgf.cm | Recommended Cable O.D.: (Red Seal) 6.0 ~ 8.0mm, (Yellow Seal) 8.0 ~ 10.0mm (Blue Seal) 10.0 ~ 12.0mm

	Solder Type, For Data Group, Packing: Connector With Contacts	All Seals	CB-06B <b>MMG</b> -QL8AP0 *
		6.0 ~ 8.0mm Red Seal	CB-06B <b>MMG</b> -QL8SP0 *
		8.0 ~ 10.0mm Yellow Seal	CB-06B <b>MMG</b> -QL8MP0 *
		10.0 ~ 12.0mm Blue Seal	CB-06B <b>MMG</b> -QL8LP0 *
	Screw-in Type, For Data Group, Packing: Connector With Contacts	All Seals	CB-06B <b>MMB</b> -QL8AP0 *
		6.0 ~ 8.0mm Red Seal	CB-06B <b>MMB</b> -QL8SP0 *
		8.0 ~ 10.0mm Yellow Seal	CB-06B <b>MMB</b> -QL8MP0 *
		10.0 ~ 12.0mm Blue Seal	CB-06B <b>MMB</b> -QL8LP0 *
	Push-in Type, For Data Group, Packing: Connector With Contacts	All Seals	CB-06B <b>MME</b> -QL8AP0 *
		6.0 ~ 8.0mm Red Seal	CB-06B <b>MME</b> -QL8SP0 *
		8.0 ~ 10.0mm Yellow Seal	CB-06B <b>MME</b> -QL8MP0 *
		10.0 ~ 12.0mm Blue Seal	CB-06B <b>MME</b> -QL8LP0 *
	Crimp Type, For Data Group, Packing: Connector With Contacts	All Seals	CB-06B <b>MM A</b> -QL8AP0
		6.0 ~ 8.0mm Red Seal	CB-06B <b>MM A</b> -QL8SP0
		8.0 ~ 10.0mm Yellow Seal	CB-06B <b>MM A</b> -QL8MP0
		10.0 ~ 12.0mm Blue Seal	CB-06B <b>MM A</b> -QL8LP0
	Crimp Type, For Data Group, Packing: Connector Without Contacts	All Seals	CB-06B <b>MM A</b> -QL8AN0
		6.0 ~ 8.0mm Red Seal	CB-06B <b>MM A</b> -QL8SN0
		8.0 ~ 10.0mm Yellow Seal	CB-06B <b>MM A</b> -QL8MN0
		10.0 ~ 12.0mm Blue Seal	CB-06B <b>MM A</b> -QL8LN0

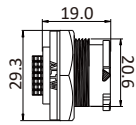
\*Upon Request

<sup>1)</sup> Standard Lengths: 1M, 2M, 3M, 4M, 5M and 10M. Higher MOQ Might Be Required For Non-Standard Lengths

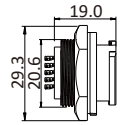
No of Contacts	<b>Panel Cut Out</b> Circular Flange (D Cut) 	7		7 (3+4)	
Rated Voltage (AC/DC)		300V		300V	
Nominal Current		5A		10A+5A	
Plastic / Metal		Plastic		Plastic	
Pin Assignment		MM	MF	MM	MF

**MM** : Male Connector Male Contact  
**FF** : Female Connector Female Contact  
**MF** : Male Connector Female Contact  
**FM** : Female Connector Male Contact

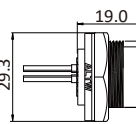
Receptacle, Circular Flange, **FRONT** Fastened Nut, Push Lock, IP68 (Unmated)  
 Nut Torque Value: 8 ~ 10 kgf.cm | Recommended Panel Thickness: (with cap) max. 3.0mm, (without cap) max. 4.2mm

	Solder Type	CD-07P <b>MM</b> S-QC8001	CD-07P <b>MF</b> S-QC8001	CBD-07P <b>MM</b> S-QC8001*	CBD-07P <b>MF</b> S-QC8001*
	180° PCB Type	CD-07P <b>MM</b> P-QC8001*	CD-07P <b>MF</b> P-QC8001*	CBD-07P <b>MM</b> P-QC8001*	CBD-07P <b>MF</b> P-QC8001*

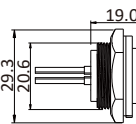
Receptacle, Circular Flange, **REAR** Fastened Nut, Push Lock, IP68 (Unmated)  
 Nut Torque Value: 6 ~ 8 kgf.cm | Recommended Panel Thickness: (with cap) max. 3.0mm, (without cap) max. 4.0mm

	Solder Type	CD-07R <b>MM</b> S-QC8001	CD-07R <b>MF</b> S-QC8001	CBD-07R <b>MM</b> S-QC8001*	CBD-07R <b>MF</b> S-QC8001*
--	-------------	---------------------------	---------------------------	-----------------------------	-----------------------------

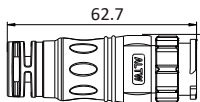
Receptacle With Wires, Circular Flange, **FRONT** Fastened Nut, Push Lock, IP68 (Unmated)  
 ⑪ Wire Length: (10) 100mm ~ (50) 500mm<sup>1)</sup> | Nut Torque Value: 6 ~ 8 kgf.cm | Recommended Panel Thickness: (with cap) max. 3.0mm, (without cap) max. 4.2mm

	UL1430, XL-PVC Jacket	CD-07P <b>MM</b> S-QC8A ⑪*	CD-07P <b>MF</b> S-QC8A ⑪*	CBD-07P <b>MM</b> S-QC8A ⑪*	CBD-07P <b>MF</b> S-QC8A ⑪*
---	-----------------------	----------------------------	----------------------------	-----------------------------	-----------------------------

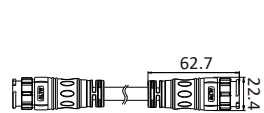
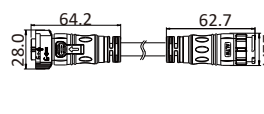
Receptacle With Wires, Circular Flange, **REAR** Fastened Nut, Push Lock, IP68 (Unmated)  
 ⑪ Wire Length: (10) 100mm ~ (50) 500mm<sup>1)</sup> | Nut Torque Value: 6 ~ 8 kgf.cm | Recommended Panel Thickness: (with cap) max. 3.0mm, (without cap) max. 4.2mm

	UL1430, XL-PVC Jacket	CD-07R <b>MM</b> S-QC8A ⑪*	CD-07R <b>MF</b> S-QC8A ⑪*	CBD-07R <b>MM</b> S-QC8A ⑪*	CBD-07R <b>MF</b> S-QC8A ⑪*
--	-----------------------	----------------------------	----------------------------	-----------------------------	-----------------------------

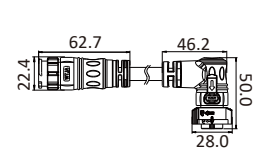
**STRAIGHT**, Overmolded Cable Assembly, Free Cable End, With Strain Relief, Push Lock, IP68 (Mated)  
 ⑪ Cable Length: (01) 1M ~ (99) 99M<sup>1)</sup>

	UL21388, PVC Jacket (For Data Group)	CD-07A <b>MM</b> M-QL8D ⑪	CD-07A <b>MF</b> M-QL8D ⑪	-	-
	UL21996, PVC Jacket (For Hybrid Group)	-	-	CBD-07A <b>MM</b> M-QL8F ⑪*	CBD-07A <b>MF</b> M-QL8F ⑪*

**STRAIGHT-TO-STRAIGHT**, Overmolded Double-Ended Cable Assembly, IP68 (Mated)  
 ⑩ Cable Length: (A05) 0.5M, (001) 1M ~ (099) 99M<sup>1)</sup> | Connector / Contact Gender: (M) MM, (F) FF, (B) FM, (H) MF

	End1: (M) MM   End2: (M) MM	AB-CD07 <b>ML</b> -CD <b>ML</b> -QD ⑩	-	AB-CBD07 <b>ML</b> -CBD <b>ML</b> -QF ⑩*	-
	End1: (M) MM   End2: (H) MF	AB-CD07 <b>ML</b> -CD <b>HL</b> -QD ⑩	-	AB-CBD07 <b>ML</b> -CBD <b>HL</b> -QF ⑩*	-
	End1: (H) MF   End2: (H) MF	-	AB-CD07 <b>HL</b> -CD <b>HL</b> -QD ⑩	-	AB-CBD07 <b>HL</b> -CBD <b>HL</b> -QF ⑩*
	End1: (M) MM   End2: (F) FF	AB-CD07 <b>ML</b> -CD <b>FL</b> -QD ⑩	-	AB-CBD07 <b>ML</b> -CBD <b>FL</b> -QF ⑩*	-
	End1: (M) MM   End2: (B) FM	AB-CD07 <b>ML</b> -CD <b>BL</b> -QD ⑩	-	AB-CBD07 <b>ML</b> -CBD <b>BL</b> -QF ⑩*	-
	End1: (H) MF   End2: (B) FM	-	AB-CD07 <b>HL</b> -CD <b>BL</b> -QD ⑩	-	AB-CBD07 <b>HL</b> -CBD <b>BL</b> -QF ⑩*

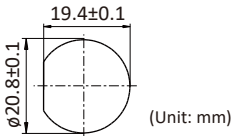


**STRAIGHT-TO-RIGHT ANGLE**, Overmolded Double-Ended Cable Assembly, Push Lock, IP68 (Mated)  
 ⑩ Cable Length: (A05) 0.5M, (001) 1M ~ (099) 99M<sup>1)</sup> | Connector / Contact Gender: (M) MM, (F) FF, (B) FM, (H) MF

	End1: (M) MM   End2: (F) FF	AB-CD07 <b>ML</b> -CD <b>FR</b> -QD ⑩	-	AB-CBD07 <b>ML</b> -CBD <b>FR</b> -QD ⑩*	-
	End1: (M) MM   End2: (B) FM	AB-CD07 <b>ML</b> -CD <b>BR</b> -QD ⑩	-	AB-CBD07 <b>ML</b> -CBD <b>BR</b> -QD ⑩*	-
	End1: (H) MF   End2: (B) FM	-	AB-CD07 <b>HL</b> -CD <b>BR</b> -QD ⑩	-	AB-CBD07 <b>HL</b> -CBD <b>BR</b> -QD ⑩*

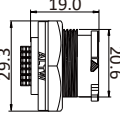
No of Contacts		7		
Rated Voltage (AC/DC)		300V		
Nominal Current		5A		
Plastic / Metal		Plastic		
Pin Assignment		MM	MF	
<b>MM</b> : Male Connector Male Contact <b>MF</b> : Male Connector Female Contact				
Field Serviceable/Installable, <b>STRAIGHT</b> , Without Strain Relief, Push Lock, IP68 (Mated) Sealing Nut Torque Value: 6 ~ 15 kgf.cm   Recommended Cable O.D.: (Red Seal) 6.0 ~ 8.0mm, (Yellow Seal) 8.0 ~ 10.0mm, (Blue Seal) 10.0 ~ 12.0mm				
	Solder Type, For Data Group, Packing: Connector With Contacts	All Seals	CD-07B <b>MMG</b> -QL8AP0*	CD-07B <b>MF G</b> -QL8AP0*
		6.0 ~ 8.0mm Red Seal	CD-07B <b>MMG</b> -QL8SP0*	CD-07B <b>MF G</b> -QL8SP0*
		8.0 ~ 10.0mm Yellow Seal	CD-07B <b>MMG</b> -QL8MP0*	CD-07B <b>MF G</b> -QL8MP0*
		10.0 ~ 12.0mm Blue Seal	CD-07B <b>MMG</b> -QL8LP0*	CD-07B <b>MF G</b> -QL8LP0*
	Screw-in Type, For Data Group, Packing: Connector With Contacts	All Seals	CD-07B <b>MMB</b> -QL8AP0*	CD-07B <b>MF B</b> -QL8AP0*
		6.0 ~ 8.0mm Red Seal	CD-07B <b>MMB</b> -QL8SP0*	CD-07B <b>MF B</b> -QL8SP0*
		8.0 ~ 10.0mm Yellow Seal	CD-07B <b>MMB</b> -QL8MP0*	CD-07B <b>MF B</b> -QL8MP0*
		10.0 ~ 12.0mm Blue Seal	CD-07B <b>MMB</b> -QL8LP0*	CD-07B <b>MF B</b> -QL8LP0*
	Push-in Type, For Data Group, Packing: Connector With Contacts	All Seals	CD-07B <b>MME</b> -QL8AP0*	CD-07B <b>MF E</b> -QL8AP0*
		6.0 ~ 8.0mm Red Seal	CD-07B <b>MME</b> -QL8SP0*	CD-07B <b>MF E</b> -QL8SP0*
		8.0 ~ 10.0mm Yellow Seal	CD-07B <b>MME</b> -QL8MP0*	CD-07B <b>MF E</b> -QL8MP0*
		10.0 ~ 12.0mm Blue Seal	CD-07B <b>MME</b> -QL8LP0*	CD-07B <b>MF E</b> -QL8LP0*
	Crimp Type, For Data Group, Packing: Connector With Contacts	All Seals	CD-07B <b>MM A</b> -QL8AP0*	CD-07B <b>MF A</b> -QL8AP0
		6.0 ~ 8.0mm Red Seal	CD-07B <b>MM A</b> -QL8SP0*	CD-07B <b>MF A</b> -QL8SP0
		8.0 ~ 10.0mm Yellow Seal	CD-07B <b>MM A</b> -QL8MP0*	CD-07B <b>MF A</b> -QL8MP0
		10.0 ~ 12.0mm Blue Seal	CD-07B <b>MM A</b> -QL8LP0*	CD-07B <b>MF A</b> -QL8LP0
	Crimp Type, For Data Group, Packing: Connector Without Contacts	All Seals	CD-07B <b>MM A</b> -QL8AN0*	CD-07B <b>MF A</b> -QL8AN0
		6.0 ~ 8.0mm Red Seal	CD-07B <b>MM A</b> -QL8SN0*	CD-07B <b>MF A</b> -QL8SN0
		8.0 ~ 10.0mm Yellow Seal	CD-07B <b>MM A</b> -QL8MN0*	CD-07B <b>MF A</b> -QL8MN0
		10.0 ~ 12.0mm Blue Seal	CD-07B <b>MM A</b> -QL8LN0*	CD-07B <b>MF A</b> -QL8LN0

\*Upon Request

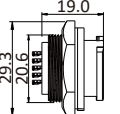
<sup>1)</sup> Standard Lengths: 1M, 2M, 3M, 4M, 5M and 10M. Higher MOQ Might Be Required For Non-Standard Lengths

No of Contacts	<b>Panel Cut Out</b> Circular Flange (D Cut) 	8		8 (3+5)	
Rated Voltage (AC/DC)		300V		300V	
Nominal Current		5A		10A+5A	
Plastic / Metal		Plastic		Plastic	
Pin Assignment <b>MM</b> : Male Connector Male Contact <b>FF</b> : Female Connector Female Contact <b>MF</b> : Male Connector Female Contact <b>FM</b> : Female Connector Male Contact		MM	MF	MM	MF
					

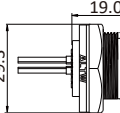
Receptacle, Circular Flange, **FRONT** Fastened Nut, Push Lock, IP68 (Unmated)  
 Nut Torque Value: 8 ~ 10 kgf.cm | Recommended Panel Thickness: (with cap) max. 3.0mm, (without cap) max. 4.2mm

	Solder Type	CD-08PMMS-QC8001	CD-08PMFS-QC8001	CBD-08PMMS-QC8001	CBD-08PMFS-QC8001
	180° PCB Type	CD-08PMMP-QC8001*	CD-08PMFP-QC8001*	CBD-08PMMP-QC8001*	CBD-08PMFP-QC8001*

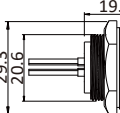
Receptacle, Circular Flange, **REAR** Fastened Nut, Push Lock, IP68 (Unmated)  
 Nut Torque Value: 6 ~ 8 kgf.cm | Recommended Panel Thickness: (with cap) max. 3.0mm, (without cap) max. 4.0mm

	Solder Type	CD-08RMMS-QC8001	CD-08RMFS-QC8001	CBD-08RMMS-QC8001	CBD-08RMFS-QC8001
---	-------------	------------------	------------------	-------------------	-------------------

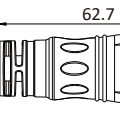
Receptacle With Wires, Circular Flange, **FRONT** Fastened Nut, Push Lock, IP68 (Unmated)  
 ① Wire Length: (10) 100mm ~ (50) 500mm<sup>1)</sup> | Nut Torque Value: 6 ~ 8 kgf.cm | Recommended Panel Thickness: (with cap) max. 3.0mm, (without cap) max. 4.2mm

	UL1430, XL-PVC Jacket	CD-08PMMS-QC8A①*	CD-08PMFS-QC8A①*	CBD-08PMMS-QC8A①*	CBD-08PMFS-QC8A①*
--	-----------------------	------------------	------------------	-------------------	-------------------

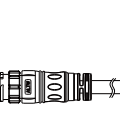
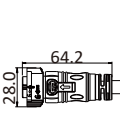
Receptacle With Wires, Circular Flange, **REAR** Fastened Nut, Push Lock, IP68 (Unmated)  
 ① Wire Length: (10) 100mm ~ (50) 500mm<sup>1)</sup> | Nut Torque Value: 6 ~ 8 kgf.cm | Recommended Panel Thickness: (with cap) max. 3.0mm, (without cap) max. 4.2mm

	UL1430, XL-PVC Jacket	CD-08RMMS-QC8A①*	CD-08RMFS-QC8A①*	CBD-08RMMS-QC8A①*	CBD-08RMFS-QC8A①*
---	-----------------------	------------------	------------------	-------------------	-------------------

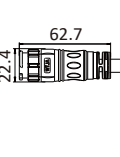
**STRAIGHT**, Overmolded Cable Assembly, Free Cable End, With Strain Relief, Push Lock, IP68 (Mated)  
 ① Cable Length: (01) 1M ~ (99) 99M<sup>1)</sup>

	UL21388, PVC Jacket (For Data Group)	CD-08AMMM-QL8D①	CD-08AMFM-QL8D①	-	-
	UL21996, PVC Jacket (For Hybrid Group)	-	-	CBD-08AMMM-QL8F①	CBD-08AMFM-QL8F①

**STRAIGHT-TO-STRAIGHT**, Overmolded Double-Ended Cable Assembly, IP68 (Mated)  
 ⑩ Cable Length: (A05) 0.5M, (001) 1M ~ (099) 99M<sup>1)</sup> | Connector / Contact Gender: (M) MM, (F) FF, (B) FM, (H) MF

	End1: (M) MM   End2: (M) MM	AB-CD08ML-CDML-QD⑩	-	AB-CBD08ML-CBDML-QF⑩	-
	End1: (M) MM   End2: (H) MF	AB-CD08ML-CDHL-QD⑩	-	AB-CBD08ML-CBDHL-QF⑩	-
	End1: (H) MF   End2: (H) MF	-	AB-CD08HL-CDHL-QD⑩	-	AB-CBD08HL-CBDHL-QF⑩
	End1: (M) MM   End2: (F) FF	AB-CD08ML-CDFL-QD⑩	-	AB-CBD08ML-CBDFL-QF⑩	-
	End1: (M) MM   End2: (B) FM	AB-CD08ML-CDBL-QD⑩	-	AB-CBD08ML-CDBL-QF⑩	-
	End1: (H) MF   End2: (B) FM	-	AB-CD08HL-CDBL-QD⑩	-	AB-CBD08HL-CDBL-QF⑩

**STRAIGHT-TO-RIGHT ANGLE**, Overmolded Double-Ended Cable Assembly, Push Lock, IP68 (Mated), UL21388, PVC Jacket (For Data Group)  
 ⑩ Cable Length: (A05) 0.5M, (001) 1M ~ (099) 99M<sup>1)</sup> | Connector / Contact Gender: (M) MM, (F) FF, (B) FM, (H) MF

	End1: (M) MM   End2: (F) FF	AB-CD08ML-CDFR-QD⑩	-	AB-CBD08ML-CBDFR-QD⑩*	-
	End1: (M) MM   End2: (B) FM	AB-CD08ML-CDBR-QD⑩	-	AB-CBD08ML-CDBR-QD⑩*	-
	End1: (H) MF   End2: (B) FM	-	AB-CD08HL-CDBR-QD⑩	-	AB-CBD08HL-CDBR-QD⑩*

**STRAIGHT-TO-RIGHT ANGLE**, Overmolded Double-Ended Cable Assembly, Push Lock, IP68 (Mated), UL21996, PVC Jacket (For Hybrid Group)

**10** Cable Length: (A05) 0.5M, (001) 1M ~ (099) 99M <sup>1)</sup> | Connector / Contact Gender: **(M)** MM, **(F)** FF, **(B)** FM, **(H)** MF

	End1: <b>(M)</b> MM   End2: <b>(F)</b> FF	AB-CD08 <b>ML</b> - CD <b>FR</b> -QF <b>10</b> *	-	AB-CBD08 <b>ML</b> - CBD <b>FR</b> -QF <b>10</b>	-
	End1: <b>(M)</b> MM   End2: <b>(B)</b> FM	AB-CD08 <b>ML</b> - CD <b>BR</b> -QF <b>10</b> *	-	AB-CBD08 <b>ML</b> - CBD <b>BR</b> -QF <b>10</b>	-
	End1: <b>(H)</b> MF   End2: <b>(B)</b> FM	-	AB-CD08 <b>HL</b> - CD <b>BR</b> -QF <b>10</b> *	-	AB-CBD08 <b>HL</b> - CBD <b>BR</b> -QF <b>10</b>

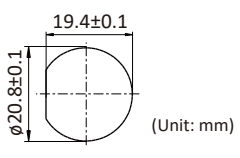



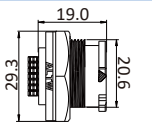
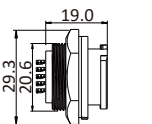
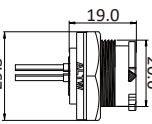
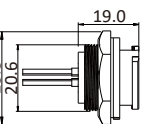
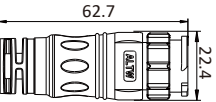
No of Contacts	8	
Rated Voltage (AC/DC)	300V	
Nominal Current	5A	
Plastic / Metal	Plastic	
Pin Assignment	MM	MF
<b>MM</b> : Male Connector Male Contact <b>MF</b> : Male Connector Female Contact		

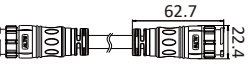
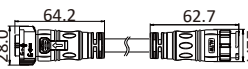
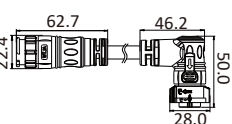
Field Serviceable/Installable, **STRAIGHT**, Without Strain Relief, Push Lock, IP68 (Mated)  
 Sealing Nut Torque Value: 6 ~ 15 kgf.cm | Recommended Cable O.D.: (Red Seal) 6.0 ~ 8.0mm, (Yellow Seal) 8.0 ~ 10.0mm, (Blue Seal) 10.0 ~ 12.0mm

	Solder Type, For Data Group, Packing: Connector With Contacts	All Seals	CD-08B <b>MMG</b> -QL8AP0 *	CD-08B <b>MF G</b> -QL8AP0 *
		6.0 ~ 8.0mm Red Seal	CD-08B <b>MMG</b> -QL8SP0 *	CD-08B <b>MF G</b> -QL8SP0 *
		8.0 ~ 10.0mm Yellow Seal	CD-08B <b>MMG</b> -QL8MP0 *	CD-08B <b>MF G</b> -QL8MP0 *
		10.0 ~ 12.0mm Blue Seal	CD-08B <b>MMG</b> -QL8LP0 *	CD-08B <b>MF G</b> -QL8LP0 *
	Screw-in Type, For Data Group, Packing: Connector With Contacts	All Seals	CD-08B <b>MMB</b> -QL8AP0 *	CD-08B <b>MF B</b> -QL8AP0 *
		6.0 ~ 8.0mm Red Seal	CD-08B <b>MMB</b> -QL8SP0 *	CD-08B <b>MF B</b> -QL8SP0 *
		8.0 ~ 10.0mm Yellow Seal	CD-08B <b>MMB</b> -QL8MP0 *	CD-08B <b>MF B</b> -QL8MP0 *
		10.0 ~ 12.0mm Blue Seal	CD-08B <b>MMB</b> -QL8LP0 *	CD-08B <b>MF B</b> -QL8LP0 *
	Push-in Type, For Data Group, Packing: Connector With Contacts	All Seals	CD-08B <b>MME</b> -QL8AP0 *	CD-08B <b>MF E</b> -QL8AP0 *
		6.0 ~ 8.0mm Red Seal	CD-08B <b>MME</b> -QL8SP0 *	CD-08B <b>MF E</b> -QL8SP0 *
		8.0 ~ 10.0mm Yellow Seal	CD-08B <b>MME</b> -QL8MP0 *	CD-08B <b>MF E</b> -QL8MP0 *
		10.0 ~ 12.0mm Blue Seal	CD-08B <b>MME</b> -QL8LP0 *	CD-08B <b>MF E</b> -QL8LP0 *
	Crimp Type, For Data Group, Packing: Connector With Contacts	All Seals	CD-08B <b>MM A</b> -QL8AP0	CD-08B <b>MF A</b> -QL8AP0
		6.0 ~ 8.0mm Red Seal	CD-08B <b>MM A</b> -QL8SP0	CD-08B <b>MF A</b> -QL8SP0
		8.0 ~ 10.0mm Yellow Seal	CD-08B <b>MM A</b> -QL8MP0	CD-08B <b>MF A</b> -QL8MP0
		10.0 ~ 12.0mm Blue Seal	CD-08B <b>MM A</b> -QL8LP0	CD-08B <b>MF A</b> -QL8LP0
	Crimp Type, For Data Group, Packing: Connector Without Contacts	All Seals	CD-08B <b>MM A</b> -QL8AN0	CD-08B <b>MF A</b> -QL8AN0
		6.0 ~ 8.0mm Red Seal	CD-08B <b>MM A</b> -QL8SN0	CD-08B <b>MF A</b> -QL8SN0
		8.0 ~ 10.0mm Yellow Seal	CD-08B <b>MM A</b> -QL8MN0	CD-08B <b>MF A</b> -QL8MN0
		10.0 ~ 12.0mm Blue Seal	CD-08B <b>MM A</b> -QL8LN0	CD-08B <b>MF A</b> -QL8LN0

\*Upon Request

<sup>1)</sup> Standard Lengths: 1M, 2M, 3M, 4M, 5M and 10M. Higher MOQ Might Be Required For Non-Standard Lengths



No of Contacts	<b>Panel Cut Out</b> Circular Flange (D Cut) 	9		10	12
Rated Voltage (AC/DC)		300V		300V	300V
Nominal Current		5A		5A	5A
Plastic / Metal		Plastic		Plastic	Plastic
Pin Assignment		MM	MF	MM	MM
MM : Male Connector Male Contact FF : Female Connector Female Contact MF : Male Connector Female Contact FM : Female Connector Male Contact					
<b>Receptacle, Circular Flange, FRONT Fastened Nut, Push Lock, IP68 (Unmated)</b> Nut Torque Value: 8 ~ 10 kgf.cm   Recommended Panel Thickness: (with cap) max. 3.0mm, (without cap) max. 4.2mm					
	Solder Type	CD-09PMM5-QC8001	CD-09PMF5-QC8001	CD-10PMM5-QC8001	CD-12PMM5-QC8001
	180° PCB Type	CD-09PMM5P-QC8001 *	CD-09PMF5P-QC8001 *	CD-10PMM5P-QC8001 *	CD-12PMM5P-QC8001
<b>Receptacle, Circular Flange, REAR Fastened Nut, Push Lock, IP68 (Unmated)</b> Nut Torque Value: 6 ~ 8 kgf.cm   Recommended Panel Thickness: (with cap) max. 3.0mm, (without cap) max. 4.0mm					
	Solder Type	CD-09RMM5-QC8001	CD-09RMF5-QC8001	CD-10RMM5-QC8001	CD-12RMM5-QC8001
<b>Receptacle With Wires, Circular Flange, FRONT Fastened Nut, Push Lock, IP68 (Unmated)</b> ① Wire Length: (10) 100mm ~ (50) 500mm <sup>1)</sup>   Nut Torque Value: 6 ~ 8 kgf.cm   Recommended Panel Thickness: (with cap) max. 3.0mm, (without cap) max. 4.2mm					
	UL1430, XL-PVC Jacket	CD-09PMM5-QC8A ① *	CD-09PMF5-QC8A ① *	CD-10PMM5-QC8A ① *	CD-12PMM5-QC8A ① *
<b>Receptacle With Wires, Circular Flange, REAR Fastened Nut, Push Lock, IP68 (Unmated)</b> ① Wire Length: (10) 100mm ~ (50) 500mm <sup>1)</sup>   Nut Torque Value: 6 ~ 8 kgf.cm   Recommended Panel Thickness: (with cap) max. 3.0mm, (without cap) max. 4.2mm					
	UL1430, XL-PVC Jacket	CD-09RMM5-QC8A ① *	CD-09RMF5-QC8A ① *	CD-10RMM5-QC8A ① *	CD-12RMM5-QC8A ① *
<b>STRAIGHT, Overmolded Cable Assembly, Free Cable End, With Strain Relief, Push Lock, IP68 (Mated)</b> ① Cable Length: (01) 1M ~ (99) 99M <sup>1)</sup>					
	UL21388, PVC Jacket (For Data Group)	CD-09AMM5-QL8D ①	CD-09AMF5-QL8D ①	CD-10AMM5-QL8D ①	CD-12AMM5-QL8D ①

<b>STRAIGHT-TO-STRAIGHT, Overmolded Double-Ended Cable Assembly, IP68 (Mated)</b> ⑩ Cable Length: (A05) 0.5M, (001) 1M ~ (099) 99M <sup>1)</sup>   Connector / Contact Gender: (M) MM, (F) FF, (B) FM, (H) MF					
	End1: (M) MM   End2: (M) MM	AB-CD09ML-CDML-QD ⑩	-	AB-CD10ML-CDML-QD ⑩	AB-CD12ML-CDML-QD ⑩
	End1: (M) MM   End2: (H) MF	AB-CD09ML-CDHL-QD ⑩	-	AB-CD10ML-CDHL-QD ⑩ *	AB-CD12ML-CDHL-QD ⑩ *
	End1: (H) MF   End2: (H) MF	-	AB-CD09HL-CDHL-QD ⑩	-	-
	End1: (M) MM   End2: (F) FF	AB-CD09ML-CDFL-QD ⑩	-	AB-CD10ML-CDFL-QD ⑩	AB-CD12ML-CDFL-QD ⑩
	End1: (M) MM   End2: (B) FM	AB-CD09ML-CDBL-QD ⑩	-	AB-CD10ML-CDBL-QD ⑩ *	AB-CD12ML-CDBL-QD ⑩ *
	End1: (H) MF   End2: (B) FM	-	AB-CD09HL-CDBL-QD ⑩	-	-
<b>STRAIGHT-TO-RIGHT ANGLE, Overmolded Double-Ended Cable Assembly, Push Lock, IP68 (Mated)</b> ⑩ Cable Length: (A05) 0.5M, (001) 1M ~ (099) 99M <sup>1)</sup>   Connector / Contact Gender: (M) MM, (F) FF, (B) FM, (H) MF					
	End1: (M) MM   End2: (F) FF	AB-CD09ML-CDFR-QD ⑩	-	AB-CD10ML-CDFR-QD ⑩	AB-CD12ML-CDFR-QD ⑩
	End1: (M) MM   End2: (B) FM	AB-CD09ML-CDBR-QD ⑩	-	AB-CD10ML-CDBR-QD ⑩ *	AB-CD12ML-CDBR-QD ⑩ *
	End1: (H) MF   End2: (B) FM	-	AB-CD09HL-CDBR-QD ⑩	-	-

No of Contacts		9		10		12	
Rated Voltage (AC/DC)		300V		300V		300V	
Nominal Current		5A		5A		5A	
Plastic / Metal		Plastic		Plastic		Plastic	
Pin Assignment		MM MF		MM		MM	
MM: Male Connector Male Contact MF: Male Connector Female Contact							
Field Serviceable/Installable, <b>STRAIGHT</b> , Without Strain Relief, Push Lock, IP68 (Mated)							
Sealing Nut Torque Value: 6 ~ 15 kgf.cm   Recommended Cable O.D.: (Red Seal) 6.0 ~ 8.0mm, (Yellow Seal) 8.0 ~ 10.0mm, (Blue Seal) 10.0 ~ 12.0mm							
	Solder Type, For Data Group, Packing: Connector With Contacts	All Seals	CD-09BMMG-QL8AP0*	CD-09BMFG-QL8AP0*	CD-10BMMG-QL8AP0*	CD-12BMMG-QL8AP0*	
		6.0 ~ 8.0mm Red Seal	CD-09BMMG-QL8SP0*	CD-09BMFG-QL8SP0*	CD-10BMMG-QL8SP0*	CD-12BMMG-QL8SP0*	
		8.0 ~ 10.0mm Yellow Seal	CD-09BMMG-QL8MP0*	CD-09BMFG-QL8MP0*	CD-10BMMG-QL8MP0*	CD-12BMMG-QL8MP0*	
		10.0 ~ 12.0mm Blue Seal	CD-09BMMG-QL8LP0*	CD-09BMFG-QL8LP0*	CD-10BMMG-QL8LP0*	CD-12BMMG-QL8LP0*	
	Screw-in Type, For Data Group, Packing: Connector With Contacts	All Seals	CD-09BMMB-QL8AP0*	CD-09BMFB-QL8AP0*	CD-10BMMB-QL8AP0*	CD-12BMMB-QL8AP0*	
		6.0 ~ 8.0mm Red Seal	CD-09BMMB-QL8SP0*	CD-09BMFB-QL8SP0*	CD-10BMMB-QL8SP0*	CD-12BMMB-QL8SP0*	
		8.0 ~ 10.0mm Yellow Seal	CD-09BMMB-QL8MP0*	CD-09BMFB-QL8MP0*	CD-10BMMB-QL8MP0*	CD-12BMMB-QL8MP0*	
		10.0 ~ 12.0mm Blue Seal	CD-09BMMB-QL8LP0*	CD-09BMFB-QL8LP0*	CD-10BMMB-QL8LP0*	CD-12BMMB-QL8LP0*	
	Push-in Type, For Data Group, Packing: Connector With Contacts	All Seals	CD-09BMME-QL8AP0*	CD-09BMFE-QL8AP0*	CD-10BMME-QL8AP0*	CD-12BMME-QL8AP0*	
		6.0 ~ 8.0mm Red Seal	CD-09BMME-QL8SP0*	CD-09BMFE-QL8SP0*	CD-10BMME-QL8SP0*	CD-12BMME-QL8SP0*	
		8.0 ~ 10.0mm Yellow Seal	CD-09BMME-QL8MP0*	CD-09BMFE-QL8MP0*	CD-10BMME-QL8MP0*	CD-12BMME-QL8MP0*	
		10.0 ~ 12.0mm Blue Seal	CD-09BMME-QL8LP0*	CD-09BMFE-QL8LP0*	CD-10BMME-QL8LP0*	CD-12BMME-QL8LP0*	
	Crimp Type, For Data Group, Packing: Connector With Contacts	All Seals	CD-09BMMA-QL8AP0	CD-09BMFA-QL8AP0	CD-10BMMA-QL8AP0	CD-12BMMA-QL8AP0	
		6.0 ~ 8.0mm Red Seal	CD-09BMMA-QL8SP0	CD-09BMFA-QL8SP0	CD-10BMMA-QL8SP0	CD-12BMMA-QL8SP0	
		8.0 ~ 10.0mm Yellow Seal	CD-09BMMA-QL8MP0	CD-09BMFA-QL8MP0	CD-10BMMA-QL8MP0	CD-12BMMA-QL8MP0	
		10.0 ~ 12.0mm Blue Seal	CD-09BMMA-QL8LP0	CD-09BMFA-QL8LP0	CD-10BMMA-QL8LP0	CD-12BMMA-QL8LP0	
	Crimp Type, For Data Group, Packing: Connector Without Contacts	All Seals	CD-09BMMA-QL8AN0	CD-09BMFA-QL8AN0	CD-10BMMA-QL8AN0	CD-12BMMA-QL8AN0	
		6.0 ~ 8.0mm Red Seal	CD-09BMMA-QL8SN0	CD-09BMFA-QL8SN0	CD-10BMMA-QL8SN0	CD-12BMMA-QL8SN0	
		8.0 ~ 10.0mm Yellow Seal	CD-09BMMA-QL8MN0	CD-09BMFA-QL8MN0	CD-10BMMA-QL8MN0	CD-12BMMA-QL8MN0	
		10.0 ~ 12.0mm Blue Seal	CD-09BMMA-QL8LN0	CD-09BMFA-QL8LN0	CD-10BMMA-QL8LN0	CD-12BMMA-QL8LN0	

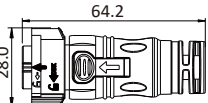
\*Upon Request

<sup>1)</sup> Standard Lengths: 1M, 2M, 3M, 4M, 5M and 10M. Higher MOQ Might Be Required For Non-Standard Lengths

No of Contacts	2		3	
Rated Voltage (AC/DC)	30 ~ 300V		30 ~ 300V	
Nominal Current	20A		20A	
Plastic / Metal	Plastic		Plastic	
Pin Assignment	FF	FM	FF	FM
<b>MM</b> : Male Connector Male Contact <b>FF</b> : Female Connector Female Contact <b>MF</b> : Male Connector Female Contact <b>FM</b> : Female Connector Male Contact				

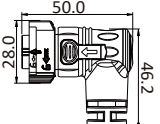
**STRAIGHT, Overmolded Cable Assembly, Free Cable End, With Strain Relief, Push Lock, IP68 (Mated)**

⑪ Cable Length: (01) 1M ~ (99) 99M<sup>1)</sup>

	UL SJTW, PVC Jacket (For Power Group)	CC-02AFFM-QL8E ⑪	CC-02AFMM-QL8E ⑪	CC-03AFFM-QL8E ⑪	CC-03AFMM-QL8E ⑪
---	---------------------------------------	------------------	------------------	------------------	------------------

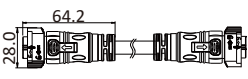
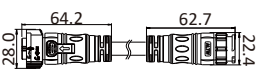
**RIGHT ANGLE, Overmolded Cable Assembly, Free Cable End, With Strain Relief, Push Lock, IP68 (Mated)**

⑪ Cable Length: (01) 1M ~ (99) 99M<sup>1)</sup>

	UL SJTW, PVC Jacket (For Power Group)	CC-02AFFM-QR8E ⑪	CC-02AFMM-QR8E ⑪	CC-03AFFM-QR8E ⑪	CC-03AFMM-QR8E ⑪
---	---------------------------------------	------------------	------------------	------------------	------------------

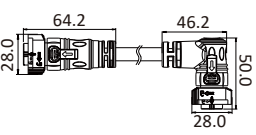
**STRAIGHT-TO-STRAIGHT, Overmolded Double-Ended Cable Assembly, IP68 (Mated)**

⑩ Cable Length: (A05) 0.5M, (001) 1M ~ (099) 99M<sup>1)</sup> | Connector / Contact Gender: (F) FF, (B) FM, (H) MF

	End1: (F) FF   End2: (F) FF	AB-CC02FL-CCFL-QE ⑩	-	AB-CC03FL-CCFL-QE ⑩	-
	End1: (F) FF   End2: (B) FM	AB-CC02FL-CCBL-QE ⑩	-	AB-CC03FL-CCBL-QE ⑩	-
	End1: (B) FM   End2: (B) FM	-	AB-CC02BL-CCBL-QE ⑩	-	AB-CC03BL-CCBL-QE ⑩
	End1: (F) FF   End2: (H) MF	AB-CC02FL-CCHL-QE ⑩	-	AB-CC03FL-CCHL-QE ⑩	-

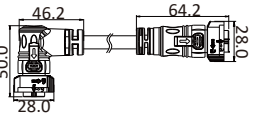
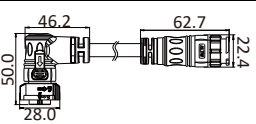
**STRAIGHT-TO-RIGHT ANGLE, Overmolded Double-Ended Cable Assembly, Push Lock, IP68 (Mated)**

⑩ Cable Length: (A05) 0.5M, (001) 1M ~ (099) 99M<sup>1)</sup> | Connector / Contact Gender: (F) FF, (B) FM

	End1: (F) FF   End2: (F) FF	AB-CC02FL-CCFR-QE ⑩	-	AB-CC03FL-CCFR-QE ⑩	-
	End1: (F) FF   End2: (B) FM	AB-CC02FL-CCBR-QE ⑩	-	AB-CC03FL-CCBR-QE ⑩	-
	End1: (B) FM   End2: (B) FM	-	AB-CC02BL-CCBR-QE ⑩	-	AB-CC03BL-CCBR-QE ⑩

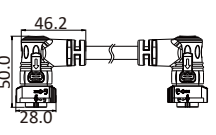
**RIGHT ANGLE-TO-STRAIGHT, Overmolded Double-Ended Cable Assembly, Push Lock, IP68 (Mated)**

⑩ Cable Length: (A05) 0.5M, (001) 1M ~ (099) 99M<sup>1)</sup> | Connector / Contact Gender: (F) FF, (B) FM, (H) MF

	End1: (F) FF   End2: (B) FM	AB-CC02FR-CCBL-QE ⑩	-	AB-CC03FR-CCBL-QE ⑩	-
	End1: (F) FF   End2: (H) MF	AB-CC02FR-CCHL-QE ⑩	-	AB-CC03FR-CCHL-QE ⑩	-

**RIGHT ANGLE-TO-RIGHT ANGLE, Overmolded Double-Ended Cable Assembly, Push Lock, IP68 (Mated)**



⑩ Cable Length: (A05) 0.5M, (001) 1M ~ (099) 99M<sup>1)</sup> | Connector / Contact Gender: (F) FF, (B) FM

	End1: (F) FF   End2: (F) FF	AB-CC02FR-CCFR-QE ⑩	-	AB-CC03FR-CCFR-QE ⑩	-
	End1: (F) FF   End2: (B) FM	AB-CC02FR-CCBR-QE ⑩	-	AB-CC03FR-CCBR-QE ⑩	-
	End1: (B) FM   End2: (B) FM	-	AB-CC02BR-CCBR-QE ⑩	-	AB-CC03BR-CCBR-QE ⑩

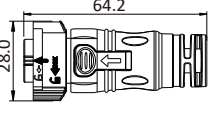
No of Contacts		2			3				
Rated Voltage (AC/DC)		30 ~ 300V		30 ~ 600V	30 ~ 300V		30 ~ 600V		
Nominal Current		20A		10A	20A		10A		
Plastic / Metal		Plastic		Plastic	Plastic		Plastic		
Pin Assignment		FF	FM	FF	FF	FM	FF	FM	
<b>MM:</b> Male Connector Male Contact <b>FF:</b> Female Connector Female Contact <b>MF:</b> Male Connector Female Contact <b>FM:</b> Female Connector Male Contact									
Field Serviceable/Installable, <b>STRAIGHT</b> , Without Strain Relief, Push Lock, IP68 (Mated) Sealing Nut Torque Value: 6 ~ 15 kgf.cm   Recommended Cable O.D.: (Red Seal) 6.0 ~ 8.0mm, (Yellow Seal) 8.0 ~ 10.0mm (Blue Seal) 10.0 ~ 12.0mm									
	Solder Type, For Power Group, Packing: Connector With Contacts	All Seals	CC-02BFFG-QL8APP*	CC-02BFMG-QL8APP*	-	CC-03BFFG-QL8APP*	CC-03BFMG-QL8APP*	-	-
		6.0 ~ 8.0mm Red Seal	CC-02BFFG-QL8SPP*	CC-02BFMG-QL8SPP*	-	CC-03BFFG-QL8SPP*	CC-03BFMG-QL8SPP*	-	-
		8.0 ~ 10.0mm Yellow Seal	CC-02BFFG-QL8MPP*	CC-02BFMG-QL8MPP*	-	CC-03BFFG-QL8MPP*	CC-03BFMG-QL8MPP*	-	-
		10.0 ~ 12.0mm Blue Seal	CC-02BFFG-QL8LPP*	CC-02BFMG-QL8LPP*	-	CC-03BFFG-QL8LPP*	CC-03BFMG-QL8LPP*	-	-
	Screw-in Type, For Power Group, Packing: Connector With Contacts	All Seals	CC-02BFFB-QL8APP	CC-02BFMB-QL8APP	-	CC-03BFFB-QL8APP	CC-03BFMB-QL8APP	CC-03BFFB-QL8APA	CC-03BFMB-QL8APA
		6.0 ~ 8.0mm Red Seal	CC-02BFFB-QL8SPP	CC-02BFMB-QL8SPP	-	CC-03BFFB-QL8SPP	CC-03BFMB-QL8SPP	-	-
		8.0 ~ 10.0mm Yellow Seal	CC-02BFFB-QL8MPP	CC-02BFMB-QL8MPP	CC-02BFFB-QL8MPA	CC-03BFFB-QL8MPP	CC-03BFMB-QL8MPP	CC-03BFFB-QL8MPA	-
		10.0 ~ 12.0mm Blue Seal	CC-02BFFB-QL8LPP	CC-02BFMB-QL8LPP	-	CC-03BFFB-QL8LPP	CC-03BFMB-QL8LPP	-	-
	Push-in Type, For Power Group, Packing: Connector With Contacts	All Seals	CC-02BFFE-QL8APP*	CC-02BFME-QL8APP*	-	CC-03BFFE-QL8APP*	CC-03BFME-QL8APP*	-	-
		6.0 ~ 8.0mm Red Seal	CC-02BFFE-QL8SPP*	CC-02BFME-QL8SPP*	-	CC-03BFFE-QL8SPP*	CC-03BFME-QL8SPP*	-	-
		8.0 ~ 10.0mm Yellow Seal	CC-02BFFE-QL8MPP*	CC-02BFME-QL8MPP*	-	CC-03BFFE-QL8MPP*	CC-03BFME-QL8MPP*	-	-
		10.0 ~ 12.0mm Blue Seal	CC-02BFFE-QL8LPP*	CC-02BFME-QL8LPP*	-	CC-03BFFE-QL8LPP*	CC-03BFME-QL8LPP*	-	-
	Crimp Type, For Power Group, Packing: Connector With Contacts	All Seals	CC-02BFFA-QL8APP	CC-02BFMA-QL8APP	-	CC-03BFFA-QL8APP	CC-03BFMA-QL8APP	-	-
		6.0 ~ 8.0mm Red Seal	CC-02BFFA-QL8SPP	CC-02BFMA-QL8SPP	-	CC-03BFFA-QL8SPP	CC-03BFMA-QL8SPP	-	-
		8.0 ~ 10.0mm Yellow Seal	CC-02BFFA-QL8MPP	CC-02BFMA-QL8MPP	-	CC-03BFFA-QL8MPP	CC-03BFMA-QL8MPP	-	-
		10.0 ~ 12.0mm Blue Seal	CC-02BFFA-QL8LPP	CC-02BFMA-QL8LPP	-	CC-03BFFA-QL8LPP	CC-03BFMA-QL8LPP	-	-
	Crimp Type, For Power Group, Packing: Connector Without Contacts	All Seals	CC-02BFFA-QL8ANP	CC-02BFMA-QL8ANP	-	CC-03BFFA-QL8ANP	CC-03BFMA-QL8ANP	-	-
		6.0 ~ 8.0mm Red Seal	CC-02BFFA-QL8SNP	CC-02BFMA-QL8SNP	-	CC-03BFFA-QL8SNP	CC-03BFMA-QL8SNP	-	-
		8.0 ~ 10.0mm Yellow Seal	CC-02BFFA-QL8MNP	CC-02BFMA-QL8MNP	-	CC-03BFFA-QL8MNP	CC-03BFMA-QL8MNP	-	-
		10.0 ~ 12.0mm Blue Seal	CC-02BFFA-QL8LNP	CC-02BFMA-QL8LNP	-	CC-03BFFA-QL8LNP	CC-03BFMA-QL8LNP	-	-

\*Upon Request

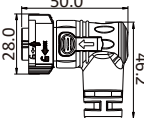
<sup>1)</sup> Standard Lengths: 1M, 2M, 3M, 4M, 5M and 10M. Higher MOQ Might Be Required For Non-Standard Lengths

No of Contacts	4		4 (3+1)	
Rated Voltage (AC/DC)	30 ~ 300V		30 ~ 300V	
Nominal Current	10A		10A+5A	
Plastic / Metal	Plastic		Plastic	
Pin Assignment	FF	FM	FF	FM
<b>MM</b> : Male Connector Male Contact <b>FF</b> : Female Connector Female Contact <b>MF</b> : Male Connector Female Contact <b>FM</b> : Female Connector Male Contact				

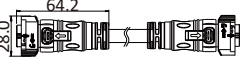
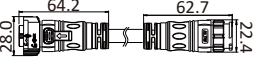
**STRAIGHT, Overmolded Cable Assembly, Free Cable End, With Strain Relief, Push Lock, IP68 (Mated)**  
 Cable Length: (01) 1M ~ (99) 99M<sup>3)</sup>

	UL21388, PVC Jacket (For Data Group)	CB-04AFFM-QL8D ⑩	CB-04AFMM-QL8D ⑩	-	-
	UL21996, PVC Jacket (For Hybrid Group)	-	-	CBD-04AFFM-QL8F ⑩*	CBD-04AFMM-QL8F ⑩*

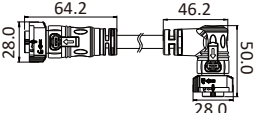
**RIGHT ANGLE, Overmolded Cable Assembly, Free Cable End, With Strain Relief, Push Lock, IP68 (Mated)**  
 Cable Length: (01) 1M ~ (99) 99M<sup>3)</sup>

	UL21388, PVC Jacket (For Data Group)	CB-04AFFM-QR8D ⑩	CB-04AFMM-QR8D ⑩	-	-
	UL21996, PVC Jacket (For Hybrid Group)	-	-	CBD-04AFFM-QR8F ⑩*	CBD-04AFMM-QR8F ⑩*

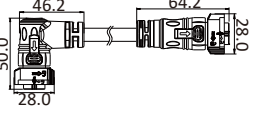
**STRAIGHT-TO-STRAIGHT, Overmolded Double-Ended Cable Assembly, IP68 (Mated)**  
 Cable Length: (A05) 0.5M, (001) 1M ~ (099) 99M<sup>3)</sup> | Connector / Contact Gender: (F) FF, (B) FM, (H) MF

	End1: (F) FF   End2: (F) FF	AB-CB04FL-CBFL-QD ⑩	-	AB-CBD04FL-CBDFL-QF ⑩*	-
	End1: (F) FF   End2: (B) FM	AB-CB04FL-CBBL-QD ⑩	-	AB-CBD04FL-CBD BL-QF ⑩*	-
	End1: (B) FM   End2: (B) FM	-	AB-CB04BL-CBBL-QD ⑩	-	AB-CBD04BL-CBD BL-QF ⑩*
	End1: (F) FF   End2: (H) MF	AB-CB04FL-CBHL-QD ⑩	-	AB-CBD04FL-CBD HL-QF ⑩*	-

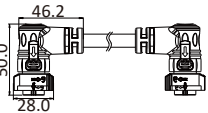
**STRAIGHT-TO-RIGHT ANGLE, Overmolded Double-Ended Cable Assembly, Push Lock, IP68 (Mated)**  
 Cable Length: (A05) 0.5M, (001) 1M ~ (099) 99M<sup>3)</sup> | Connector / Contact Gender: (F) FF, (B) FM


	End1: (F) FF   End2: (F) FF	AB-CB04FL-CBFR-QD ⑩	-	AB-CBD04FL-CBD FR-QF ⑩*	-
	End1: (F) FF   End2: (B) FM	AB-CB04FL-CB BR-QD ⑩	-	AB-CBD04FL-CBD BR-QF ⑩*	-
	End1: (B) FM   End2: (B) FM	-	AB-CB04BL-CB BR-QD ⑩	-	AB-CBD04BL-CBD BR-QF ⑩*

**RIGHT ANGLE-TO-STRAIGHT, Overmolded Double-Ended Cable Assembly, Push Lock, IP68 (Mated)**  
 Cable Length: (A05) 0.5M, (001) 1M ~ (099) 99M<sup>3)</sup> | Connector / Contact Gender: (F) FF, (B) FM, (H) MF

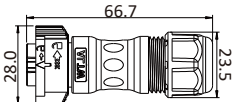
	End1: (F) FF   End2: (B) FM	AB-CB04FR-CBBL-QD ⑩	-	AB-CBD04FR-CBD BL-QD ⑩*	-
	End1: (F) FF   End2: (H) MF	AB-CB04FR-CBHL-QD ⑩	-	AB-CBD04FR-CBD HL-QD ⑩*	-

**RIGHT ANGLE-TO-RIGHT ANGLE, Overmolded Double-Ended Cable Assembly, Push Lock, IP68 (Mated)**  
 Cable Length: (A05) 0.5M, (001) 1M ~ (099) 99M<sup>3)</sup> | Connector / Contact Gender: (F) FF, (B) FM

	End1: (F) FF   End2: (F) FF	AB-CB04FR-CBFR-QD ⑩	-	AB-CBD04FR-CBD FR-QF ⑩*	-
	End1: (F) FF   End2: (B) FM	AB-CB04FR-CB BR-QD ⑩	-	AB-CBD04FR-CBD BR-QF ⑩*	-
	End1: (B) FM   End2: (B) FM	-	AB-CB04BR-CB BR-QD ⑩	-	AB-CBD04BR-BBD BR-QF ⑩*



No of Contacts	4	
Rated Voltage (AC/DC)	30 ~ 300V	
Nominal Current	10A	
Plastic / Metal	Plastic	
Pin Assignment	FF	FM
FF: Female Connector Female Contact FM: Female Connector Male Contact		

Field Serviceable/Installable, **STRAIGHT**, Without Strain Relief, Push Lock, IP68 (Mated)  
 Sealing Nut Torque Value: 6 ~ 15 kgf.cm | Recommended Cable O.D.: (Red Seal) 6.0 ~ 8.0mm, (Yellow Seal) 8.0 ~ 10.0mm, (Blue Seal) 10.0 ~ 12.0mm

	Solder Type, For Data Group, Packing: Connector With Contacts	All Seals	CB-04B <b>FFG</b> -QL8AP0*	CB-04B <b>FMG</b> -QL8AP0*
		6.0 ~ 8.0mm Red Seal	CB-04B <b>FFG</b> -QL8SP0*	CB-04B <b>FMG</b> -QL8SP0*
		8.0 ~ 10.0mm Yellow Seal	CB-04B <b>FFG</b> -QL8MP0*	CB-04B <b>FMG</b> -QL8MP0*
		10.0 ~ 12.0mm Blue Seal	CB-04B <b>FFG</b> -QL8LP0*	CB-04B <b>FMG</b> -QL8LP0*
	Screw-in Type, For Data Group, Packing: Connector With Contacts	All Seals	CB-04B <b>FFB</b> -QL8AP0*	CB-04B <b>FMB</b> -QL8AP0*
		6.0 ~ 8.0mm Red Seal	CB-04B <b>FFB</b> -QL8SP0*	CB-04B <b>FMB</b> -QL8SP0*
		8.0 ~ 10.0mm Yellow Seal	CB-04B <b>FFB</b> -QL8MP0*	CB-04B <b>FMB</b> -QL8MP0*
		10.0 ~ 12.0mm Blue Seal	CB-04B <b>FFB</b> -QL8LP0*	CB-04B <b>FMB</b> -QL8LP0*
	Push-in Type, For Data Group, Packing: Connector With Contacts	All Seals	CB-04B <b>FFE</b> -QL8AP0*	CB-04B <b>FME</b> -QL8AP0*
		6.0 ~ 8.0mm Red Seal	CB-04B <b>FFE</b> -QL8SP0*	CB-04B <b>FME</b> -QL8SP0*
		8.0 ~ 10.0mm Yellow Seal	CB-04B <b>FFE</b> -QL8MP0*	CB-04B <b>FME</b> -QL8MP0*
		10.0 ~ 12.0mm Blue Seal	CB-04B <b>FFE</b> -QL8LP0*	CB-04B <b>FME</b> -QL8LP0*
	Crimp Type, For Data Group, Packing: Connector With Contacts	All Seals	CB-04B <b>FFA</b> -QL8AP0	CB-04B <b>FMA</b> -QL8AP0
		6.0 ~ 8.0mm Red Seal	CB-04B <b>FFA</b> -QL8SP0	CB-04B <b>FMA</b> -QL8SP0
		8.0 ~ 10.0mm Yellow Seal	CB-04B <b>FFA</b> -QL8MP0	CB-04B <b>FMA</b> -QL8MP0
		10.0 ~ 12.0mm Blue Seal	CB-04B <b>FFA</b> -QL8LP0	CB-04B <b>FMA</b> -QL8LP0
	Crimp Type, For Data Group, Packing: Connector Without Contacts	All Seals	CB-04B <b>FFA</b> -QL8AN0	CB-04B <b>FMA</b> -QL8AN0
		6.0 ~ 8.0mm Red Seal	CB-04B <b>FFA</b> -QL8SN0	CB-04B <b>FMA</b> -QL8SN0
		8.0 ~ 10.0mm Yellow Seal	CB-04B <b>FFA</b> -QL8MN0	CB-04B <b>FMA</b> -QL8MN0
		10.0 ~ 12.0mm Blue Seal	CB-04B <b>FFA</b> -QL8LN0	CB-04B <b>FMA</b> -QL8LN0

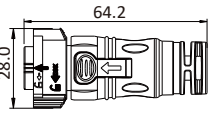
\*Upon Request

<sup>1)</sup> Standard Lengths: 1M, 2M, 3M, 4M, 5M and 10M. Higher MOQ Might Be Required For Non-Standard Lengths

No of Contacts	5		5 (3+2)	
Rated Voltage (AC/DC)	30 ~ 300V		30 ~ 300V	
Nominal Current	10A		10A+5A	
Plastic / Metal	Plastic		Plastic	
Pin Assignment	FF	FM	FF	FM
<b>MM</b> : Male Connector Male Contact <b>FF</b> : Female Connector Female Contact <b>MF</b> : Male Connector Female Contact <b>FM</b> : Female Connector Male Contact				

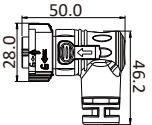
**STRAIGHT, Overmolded Cable Assembly, Free Cable End, With Strain Relief, Push Lock, IP68 (Mated)**

⑩ Cable Length: (01) 1M ~ (99) 99M<sup>1)</sup>

	UL21388, PVC Jacket (For Data Group)	CB-05AFFM-QL8D ⑩	CB-05AFMM-QL8D ⑩	-	-
	UL21996, PVC Jacket (For Hybrid Group)	-	-	CBD-05AFFM-QL8F ⑩*	CBD-05AFMM-QL8F ⑩*

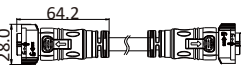
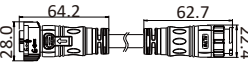
**RIGHT ANGLE, Overmolded Cable Assembly, Free Cable End, With Strain Relief, Push Lock, IP68 (Mated)**

⑩ Cable Length: (01) 1M ~ (99) 99M<sup>1)</sup>

	UL21388, PVC Jacket (For Data Group)	CB-05AFFM-QR8D ⑩	CB-05AFMM-QR8D ⑩	-	-
	UL21996, PVC Jacket (For Hybrid Group)	-	-	CBD-05AFFM-QR8F ⑩*	CBD-05AFMM-QR8F ⑩*

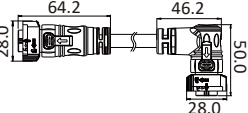
**STRAIGHT-TO-STRAIGHT, Overmolded Double-Ended Cable Assembly, IP68 (Mated)**

⑩ Cable Length: (A05) 0.5M, (001) 1M ~ (099) 99M<sup>1)</sup> | Connector / Contact Gender: **(F)** FF, **(B)** FM, **(H)** MF

	End1: <b>(F)</b> FF   End2: <b>(F)</b> FF	AB-CB05FL-CBFL-QD ⑩	-	AB-CBD05FL-CBDFL-QF ⑩*	-
	End1: <b>(F)</b> FF   End2: <b>(B)</b> FM	AB-CB05FL-CBBL-QD ⑩	-	AB-CBD05FL-CBDBL-QF ⑩*	-
	End1: <b>(F)</b> FF   End2: <b>(B)</b> FM	-	AB-CB05BL-CBBL-QD ⑩	-	AB-CBD05BL-CBDBL-QF ⑩*
	End1: <b>(F)</b> FF   End2: <b>(H)</b> MF	AB-CB05FL-CBHL-QD ⑩	-	AB-CBD05FL-CBDHL-QF ⑩*	-

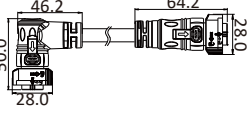
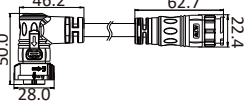
**STRAIGHT-TO-RIGHT ANGLE, Overmolded Double-Ended Cable Assembly, Push Lock, IP68 (Mated)**

⑩ Cable Length: (A05) 0.5M, (001) 1M ~ (099) 99M<sup>1)</sup> | Connector / Contact Gender: **(F)** FF, **(B)** FM

	End1: <b>(F)</b> FF   End2: <b>(F)</b> FF	AB-CB05FL-CBFR-QD ⑩	-	AB-CBD05FL-CBDFR-QF ⑩*	-
	End1: <b>(F)</b> FF   End2: <b>(B)</b> FM	AB-CB05FL-CBBR-QD ⑩	-	AB-CBD05FL-CBDBR-QF ⑩*	-
	End1: <b>(B)</b> FM   End2: <b>(B)</b> FM	-	AB-CB05BL-CBBR-QD ⑩	-	AB-CBD05BL-CBDBR-QF ⑩*

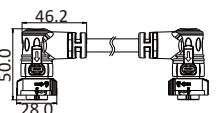
**RIGHT ANGLE-TO-STRAIGHT, Overmolded Double-Ended Cable Assembly, Push Lock, IP68 (Mated)**


⑩ Cable Length: (A05) 0.5M, (001) 1M ~ (099) 99M<sup>1)</sup> | Connector / Contact Gender: **(F)** FF, **(B)** FM, **(H)** MF

	End1: <b>(F)</b> FF   End2: <b>(B)</b> FM	AB-CB05FR-CBBL-QD ⑩	-	AB-CBD05FR-CBDBL-QD ⑩*	-
	End1: <b>(F)</b> FF   End2: <b>(H)</b> MF	AB-CB05FR-CBHL-QD ⑩	-	AB-CBD05FR-CBDBHL-QD ⑩*	-

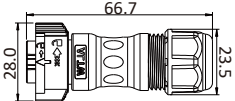
**RIGHT ANGLE-TO-RIGHT ANGLE, Overmolded Double-Ended Cable Assembly, Push Lock, IP68 (Mated)**

⑩ Cable Length: (A05) 0.5M, (001) 1M ~ (099) 99M<sup>1)</sup> | Connector / Contact Gender: **(F)** FF, **(B)** FM

	End1: <b>(F)</b> FF   End2: <b>(F)</b> FF	AB-CB05FR-CBFR-QD ⑩	-	AB-CBD05FR-CBDFR-QF ⑩*	-
	End1: <b>(F)</b> FF   End2: <b>(B)</b> FM	AB-CB05FR-CBBR-QD ⑩	-	AB-CBD05FR-CBDBR-QF ⑩*	-
	End1: <b>(F)</b> FF   End2: <b>(B)</b> FM	-	AB-CB05BR-CBBR-QD ⑩	-	AB-CBD05BR-CBDBR-QF ⑩*

No of Contacts	5	
Rated Voltage (AC/DC)	30 ~ 300V	
Nominal Current	10A	
Plastic / Metal	Plastic	
Pin Assignment	FF	FM
<b>FF</b> : Female Connector Female Contact <b>FM</b> : Female Connector Male Contact		

Field Serviceable/Installable, **STRAIGHT**, Without Strain Relief, Push Lock, IP68 (Mated)  
 Sealing Nut Torque Value: 6 ~ 15 kgf.cm | Recommended Cable O.D.: (Red Seal) 6.0 ~ 8.0mm, (Yellow Seal) 8.0 ~ 10.0mm, (Blue Seal) 10.0 ~ 12.0mm

	Solder Type, For Data Group, Packing: Connector With Contacts	All Seals	CB-05B <b>FFG</b> -QL8AP0*	CB-05B <b>FMG</b> -QL8AP0*
		6.0 ~ 8.0mm Red Seal	CB-05B <b>FFG</b> -QL8SP0*	CB-05B <b>FMG</b> -QL8SP0*
		8.0 ~ 10.0mm Yellow Seal	CB-05B <b>FFG</b> -QL8MP0*	CB-05B <b>FMG</b> -QL8MP0*
		10.0 ~ 12.0mm Blue Seal	CB-05B <b>FFG</b> -QL8LP0*	CB-05B <b>FMG</b> -QL8LP0*
	Screw-in Type, For Data Group, Packing: Connector With Contacts	All Seals	CB-05B <b>FFB</b> -QL8AP0*	CB-05B <b>FMB</b> -QL8AP0*
		6.0 ~ 8.0mm Red Seal	CB-05B <b>FFB</b> -QL8SP0*	CB-05B <b>FMB</b> -QL8SP0*
		8.0 ~ 10.0mm Yellow Seal	CB-05B <b>FFB</b> -QL8MP0*	CB-05B <b>FMB</b> -QL8MP0*
		10.0 ~ 12.0mm Blue Seal	CB-05B <b>FFB</b> -QL8LP0*	CB-05B <b>FMB</b> -QL8LP0*
	Push-in Type, For Data Group, Packing: Connector With Contacts	All Seals	CB-05B <b>FFE</b> -QL8AP0*	CB-05B <b>FME</b> -QL8AP0*
		6.0 ~ 8.0mm Red Seal	CB-05B <b>FFE</b> -QL8SP0*	CB-05B <b>FME</b> -QL8SP0*
		8.0 ~ 10.0mm Yellow Seal	CB-05B <b>FFE</b> -QL8MP0*	CB-05B <b>FME</b> -QL8VPO*
		10.0 ~ 12.0mm Blue Seal	CB-05B <b>FFE</b> -QL8LP0*	CB-05B <b>FME</b> -QL8LP0*
	Crimp Type, For Data Group, Packing: Connector With Contacts	All Seals	CB-05B <b>FFA</b> -QL8AP0	CB-05B <b>FMA</b> -QL8AP0
		6.0 ~ 8.0mm Red Seal	CB-05B <b>FFA</b> -QL8SP0	CB-05B <b>FMA</b> -QL8SP0
		8.0 ~ 10.0mm Yellow Seal	CB-05B <b>FFA</b> -QL8MP0	CB-05B <b>FMA</b> -QL8MP0
		10.0 ~ 12.0mm Blue Seal	CB-05B <b>FFA</b> -QL8LP0	CB-05B <b>FMA</b> -QL8LP0
	Crimp Type, For Data Group, Packing: Connector Without Contacts	All Seals	CB-05B <b>FFA</b> -QL8AN0	CB-05B <b>FMA</b> -QL8AN0
		6.0 ~ 8.0mm Red Seal	CB-05B <b>FFA</b> -QL8SN0	CB-05B <b>FMA</b> -QL8SN0
		8.0 ~ 10.0mm Yellow Seal	CB-05B <b>FFA</b> -QL8MN0	CB-05B <b>FMA</b> -QL8MN0
		10.0 ~ 12.0mm Blue Seal	CB-05B <b>FFA</b> -QL8LN0	CB-05B <b>FMA</b> -QL8LN0

\*Upon Request

<sup>1)</sup> Standard Lengths: 1M, 2M, 3M, 4M, 5M and 10M. Higher MOQ Might Be Required For Non-Standard Lengths

No of Contacts	6	6 (3+3)	
Rated Voltage (AC/DC)	30 ~ 300V	30 ~ 300V	
Nominal Current	10A	10A+5A	
Plastic / Metal	Plastic	Plastic	
Pin Assignment	FF	FF	FM
<b>FF</b> : Female Connector Female Contact <b>MF</b> : Male Connector Female Contact <b>FM</b> : Female Connector Male Contact			

**STRAIGHT**, Overmolded Cable Assembly, Free Cable End, With Strain Relief, Push Lock, IP68 (Mated)  
 11 Cable Length: (01) 1M ~ (99) 99M<sup>1)</sup>

	UL21388, PVC Jacket (For Data Group)	CB-06A FFM-QL8D 11	-	-
	UL21996, PVC Jacket (For Hybrid Group)	-	CBD-06A FFM-QL8F 11	CBD-06A FMM-QL8F 11*

**RIGHT ANGLE**, Overmolded Cable Assembly, Free Cable End, With Strain Relief, Push Lock, IP68 (Mated)  
 11 Cable Length: (01) 1M ~ (99) 99M<sup>1)</sup>

	UL21388, PVC Jacket (For Data Group)	CB-06A FFM-QR8D 11	-	-
	UL21996, PVC Jacket (For Hybrid Group)	-	CBD-06A FFM-QR8F 11*	CBD-06A FMM-QR8F 11*

**STRAIGHT-TO-STRAIGHT**, Overmolded Double-Ended Cable Assembly, IP68 (Mated)  
 10 Cable Length: (A05) 0.5M, (001) 1M ~ (099) 99M<sup>1)</sup> | Connector / Contact Gender: (F) FF, (B) FM, (H) MF

	End1: (F) FF   End2: (F) FF	AB-CB06FL-CBFL-QD 10	AB-CBD06FL-CBDFL-QF 10*	-
	End1: (F) FF   End2: (B) FM	AB-CB06FL-CBBL-QD 10*	AB-CBD06FL-CBDBL-QF 10*	-
	End1: (B) FM   End2: (B) FM	-	-	AB-CBD06BL-CBDBL-QF 10*
	End1: (F) FF   End2: (H) MF	AB-CB06FL-CBHL-QD 10*	AB-CBD06FL-CBDHL-QF 10*	-

**STRAIGHT-TO-RIGHT ANGLE**, Overmolded Double-Ended Cable Assembly, Push Lock, IP68 (Mated)  
 10 Cable Length: (A05) 0.5M, (001) 1M ~ (099) 99M<sup>1)</sup> | Connector / Contact Gender: (F) FF, (B) FM


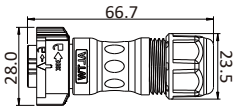
	End1: (F) FF   End2: (F) FF	AB-CB06FL-CBFR-QD 10*	AB-CBD06FL-CBDFR-QF 10*	-
	End1: (F) FF   End2: (B) FM	AB-CB06FL-CBBR-QD 10*	AB-CBD06FL-CBD BR-QF 10*	-
	End1: (B) FM   End2: (B) FM	-	-	AB-CBD06BL-CBD BR-QF 10*

**RIGHT ANGLE-TO-STRAIGHT**, Overmolded Double-Ended Cable Assembly, Push Lock, IP68 (Mated)  
 10 Cable Length: (A05) 0.5M, (001) 1M ~ (099) 99M<sup>1)</sup> | Connector / Contact Gender: (F) FF, (B) FM, (H) MF

	End1: (F) FF   End2: (B) FM	AB-CB06FR-CBBL-QD 10*	AB-CBD06FR-CBDBL-QD 10*	-
	End1: (F) FF   End2: (H) MF	AB-CB06FR-CBHL-QD 10*	AB-CBD06FR-CBDHL-QD 10*	-



**RIGHT ANGLE-TO-RIGHT ANGLE**, Overmolded Double-Ended Cable Assembly, Push Lock, IP68 (Mated)  
 10 Cable Length: (A05) 0.5M, (001) 1M ~ (099) 99M<sup>1)</sup> | Connector / Contact Gender: (F) FF, (B) FM

	End1: (F) FF   End2: (F) FF	AB-CB06FR-CBFR-QD 10	AB-CBD06FR-CBDFR-QF 10*	-
	End1: (F) FF   End2: (B) FM	AB-CB06FR-CBBR-QD 10*	AB-CBD06FR-CBD BR-QF 10*	-
	End1: (B) FM   End2: (B) FM	-	-	AB-CBD06BR-BBD BR-QF 10*

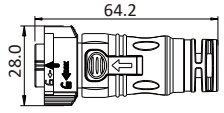
No of Contacts		6	
Rated Voltage (AC/DC)		30 ~ 300V	
Nominal Current		10A	
Plastic / Metal		Plastic	
Pin Assignment		FF	
FF: Female Connector Female Contact			
Field Serviceable/Installable, <b>STRAIGHT</b> , Without Strain Relief, Push Lock, IP68 (Mated)			
Sealing Nut Torque Value: 6 ~ 15 kgf.cm   Recommended Cable O.D.: (Red Seal) 6.0 ~ 8.0mm, (Yellow Seal) 8.0 ~ 10.0mm, (Blue Seal) 10.0 ~ 12.0mm			
	Solder Type, For Data Group, Packing: Connector With Contacts	All Seals	CB-06BFFG-QL8AP0*
		6.0 ~ 8.0mm Red Seal	CB-06BFFG-QL8SP0*
		8.0 ~ 10.0mm Yellow Seal	CB-06BFFG-QL8MP0*
		10.0 ~ 12.0mm Blue Seal	CB-06BFFG-QL8LP0*
	Screw-in Type, For Data Group, Packing: Connector With Contacts	All Seals	CB-06BFFB-QL8AP0*
		6.0 ~ 8.0mm Red Seal	CB-06BFFB-QL8SP0*
		8.0 ~ 10.0mm Yellow Seal	CB-06BFFB-QL8MP0*
		10.0 ~ 12.0mm Blue Seal	CB-06BFFB-QL8LP0*
	Push-in Type, For Data Group, Packing: Connector With Contacts	All Seals	CB-06BFFE-QL8AP0*
		6.0 ~ 8.0mm Red Seal	CB-06BFFE-QL8SP0*
		8.0 ~ 10.0mm Yellow Seal	CB-06BFFE-QL8MP0*
		10.0 ~ 12.0mm Blue Seal	CB-06BFFE-QL8LP0*
	Crimp Type, For Data Group, Packing: Connector Without Contacts	All Seals	CB-06BFFA-QL8AP0
		6.0 ~ 8.0mm Red Seal	CB-06BFFA-QL8SP0
		8.0 ~ 10.0mm Yellow Seal	CB-06BFFA-QL8MP0
		10.0 ~ 12.0mm Blue Seal	CB-06BFFA-QL8LP0
	Crimp Type, For Data Group, Packing: Connector Without Contacts	All Seals	CB-06BFFA-QL8AN0
		6.0 ~ 8.0mm Red Seal	CB-06BFFA-QL8SN0
		8.0 ~ 10.0mm Yellow Seal	CB-06BFFA-QL8MN0
		10.0 ~ 12.0mm Blue Seal	CB-06BFFA-QL8LN0

**\*Upon Request**

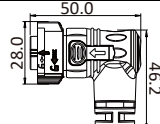
<sup>1)</sup> Standard Lengths: 1M, 2M, 3M, 4M, 5M and 10M. Higher MOQ Might Be Required For Non-Standard Lengths

No of Contacts	7		7 (3+4)	
Rated Voltage (AC/DC)	30 ~ 300V		30 ~ 300V	
Nominal Current	5A		10A+5A	
Plastic / Metal	Plastic		Plastic	
Pin Assignment	FF	FM	FF	FM
<b>FF</b> : Female Connector Female Contact <b>MF</b> : Male Connector Female Contact <b>FM</b> : Female Connector Male Contact				

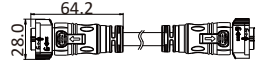
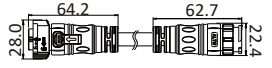
**STRAIGHT, Overmolded Cable Assembly, Free Cable End, With Strain Relief, Push Lock, IP68 (Mated)**  
 Cable Length: (01) 1M ~ (99) 99M<sup>1)</sup>

	UL21388, PVC Jacket (For Data Group)	CD-07AFFM-QL8D 11	CD-07AFMM-QL8D 11	-	-
	UL21996, PVC Jacket (For Hybrid Group)	-	-	CBD-07AFFM-QL8F 11*	CBD-07AFMM-QL8F 11*

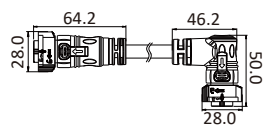
**RIGHT ANGLE, Overmolded Cable Assembly, Free Cable End, With Strain Relief, Push Lock, IP68 (Mated)**  
 Cable Length: (01) 1M ~ (99) 99M<sup>1)</sup>



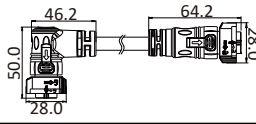
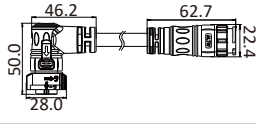
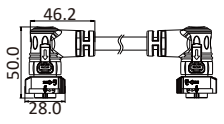
	UL21388, PVC Jacket (For Data Group)	CD-07AFFM-QR8D 11	CD-07AFMM-QR8D 11	-	-
	UL21996, PVC Jacket (For Hybrid Group)	-	-	CBD-07AFFM-QR8F 11*	CBD-07AFMM-QR8F 11*

**STRAIGHT-TO-STRAIGHT, Overmolded Double-Ended Cable Assembly, IP68 (Mated)**  
 Cable Length: (A05) 0.5M, (001) 1M ~ (099) 99M<sup>1)</sup> | Connector / Contact Gender: (F) FF, (B) FM, (H) MF

	UL21996, PVC Jacket (For Hybrid Group)	End1: (F) FF   End2: (F) FF	AB-CD07FL-CDFL-QF 10*	-	AB-CBD07FL-CBDFL-QF 10*	-
		End1: (F) FF   End2: (B) FM	AB-CD07FL-CDBL-QF 10*	-	AB-CBD07FL-CBDBL-QF 10*	-
		End1: (B) FM   End2: (B) FM	-	AB-CD07BL-CDBL-QF 10*	-	AB-CBD07BL-CBDBL-QF 10*
	UL21388, PVC Jacket (For Data Group)	End1: (F) FF   End2: (F) FF	AB-CD07FL-CDFL-QD 10	-	AB-CBD07FL-CBDFL-QD 10*	-
		End1: (F) FF   End2: (B) FM	AB-CD07FL-CDBL-QD 10	-	AB-CBD07FL-CBDBL-QD 10*	-
		End1: (B) FM   End2: (B) FM	-	AB-CD07BL-CDBL-QD 10	-	AB-CBD07BL-CBDBL-QD 10*
	UL21996, PVC Jacket (For Hybrid Group)	End1: (F) FF   End2: (H) MF	AB-CD07FL-CDHL-QF 10*	-	AB-CBD07FL-CBDHL-QF 10*	-
	UL21388, PVC Jacket (For Data Group)	End1: (F) FF   End2: (H) MF	AB-CD07FL-CDHL-QD 10	-	AB-CBD07FL-CBDHL-QD 10*	-


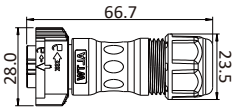
**STRAIGHT-TO-RIGHT ANGLE, Overmolded Double-Ended Cable Assembly, Push Lock, IP68 (Mated)**  
 Cable Length: (A05) 0.5M, (001) 1M ~ (099) 99M<sup>1)</sup> | Connector / Contact Gender: (F) FF, (B) FM

	UL21996, PVC Jacket (For Hybrid Group)	End1: (F) FF   End2: (F) FF	AB-CD07FL-CDFR-QF 10	-	AB-CBD07FL-CBDFR-QF 10*	-
		End1: (F) FF   End2: (B) FM	AB-CD07FL-CDBR-QF 10*	-	AB-CBD07FL-CBD BR-QF 10*	-
		End1: (B) FM   End2: (B) FM	-	AB-CD07BL-CDBR-QF 10*	-	AB-CBD07BL-CBD BR-QF 10*
	UL21388, PVC Jacket (For Data Group)	End1: (F) FF   End2: (F) FF	AB-CD07FL-CDFR-QD 10*	-	AB-CBD07FL-CBDFR-QD 10*	-
		End1: (F) FF   End2: (B) FM	AB-CD07FL-CDBR-QD 10	-	AB-CBD07FL-CBD BR-QD 10*	-
		End1: (B) FM   End2: (B) FM	-	AB-CD07BL-CDBR-QD 10	-	AB-CBD07BL-CBD BR-QD 10*

No of Contacts	7	7 (3+4)			
Rated Voltage (AC/DC)	30 ~ 300V	30 ~ 300V			
Nominal Current	5A	10A+5A			
Plastic / Metal	Plastic	Plastic			
Pin Assignment <b>FF</b> : Female Connector Female Contact <b>MF</b> : Male Connector Female Contact <b>FM</b> : Female Connector Male Contact					
<b>RIGHT ANGLE-TO-STRAIGHT</b> , Overmolded Double-Ended Cable Assembly, Push Lock, IP68 (Mated)					
⑩ Cable Length: (A05) 0.5M, (001) 1M ~ (099) 99M <sup>1)</sup>   Connector / Contact Gender: <b>(F)</b> FF, <b>(B)</b> FM, <b>(H)</b> MF					
	End1: <b>(F)</b> FF   End2: <b>(B)</b> FM	AB-CD07FR-CDBL-QD ⑩	-	AB-CBD07FR-CBDL-QD ⑩*	-
	End1: <b>(F)</b> FF   End2: <b>(H)</b> MF	AB-CD07FR-CDHL-QD ⑩	-	AB-CBD07FR-CBDHL-QD ⑩*	-
<b>RIGHT ANGLE-TO-RIGHT ANGLE</b> , Overmolded Double-Ended Cable Assembly, Push Lock, IP68 (Mated)					
⑩ Cable Length: (A05) 0.5M, (001) 1M ~ (099) 99M <sup>1)</sup>   Connector / Contact Gender: <b>(F)</b> FF, <b>(B)</b> FM					
	End1: <b>(F)</b> FF   End2: <b>(F)</b> FF	AB-CD07FR-CDFR-QD ⑩	-	AB-CBD07FR-CBDFR-QF ⑩*	-
	End1: <b>(F)</b> FF   End2: <b>(B)</b> FM	AB-CD07FR-CDBR-QD ⑩	-	AB-CBD07FR-CBDBR-QF ⑩*	-
	End1: <b>(B)</b> FM   End2: <b>(B)</b> FM	-	AB-CD07BR-CDBR-QD ⑩	-	AB-CBD07BR-CBDBR-QF ⑩*

\*Upon Request

<sup>1)</sup> Standard Lengths: 1M, 2M, 3M, 4M, 5M and 10M. Higher MOQ Might Be Required For Non-Standard Lengths

No of Contacts		7		
Rated Voltage (AC/DC)		30 ~ 300V		
Nominal Current		5A		
Plastic / Metal		Plastic		
Pin Assignment		FF	FM	
<b>FF</b> : Female Connector Female Contact <b>FM</b> : Female Connector Male Contact				
Field Serviceable/Installable, <b>STRAIGHT</b> , Without Strain Relief, Push Lock, IP68 (Mated) Sealing Nut Torque Value: 6 ~ 15 kgf.cm   Recommended Cable O.D.: (Red Seal) 6.0 ~ 8.0mm, (Yellow Seal) 8.0 ~ 10.0mm, (Blue Seal) 10.0 ~ 12.0mm				
	Solder Type, For Data Group, Packing: Connector With Contacts	All Seals	CD-07B <b>FFG</b> -QL8AP0 *	CD-07B <b>FMG</b> -QL8AP0 *
		6.0 ~ 8.0mm Red Seal	CD-07B <b>FFG</b> -QL8SP0 *	CD-07B <b>FMG</b> -QL8SP0 *
		8.0 ~ 10.0mm Yellow Seal	CD-07B <b>FFG</b> -QL8MP0 *	CD-07B <b>FMG</b> -QL8MP0 *
		10.0 ~ 12.0mm Blue Seal	CD-07B <b>FFG</b> -QL8LP0 *	CD-07B <b>FMG</b> -QL8LP0 *
	Screw-in Type, For Data Group, Packing: Connector With Contacts	All Seals	CD-07B <b>FFB</b> -QL8AP0 *	CD-07B <b>FMB</b> -QL8AP0 *
		6.0 ~ 8.0mm Red Seal	CD-07B <b>FFB</b> -QL8SP0 *	CD-07B <b>FMB</b> -QL8SP0 *
		8.0 ~ 10.0mm Yellow Seal	CD-07B <b>FFB</b> -QL8MP0 *	CD-07B <b>FMB</b> -QL8MP0 *
		10.0 ~ 12.0mm Blue Seal	CD-07B <b>FFB</b> -QL8LP0 *	CD-07B <b>FMB</b> -QL8LP0 *
	Push-in Type, For Data Group, Packing: Connector With Contacts	All Seals	CD-07B <b>FFE</b> -QL8AP0 *	CD-07B <b>FME</b> -QL8AP0 *
		6.0 ~ 8.0mm Red Seal	CD-07B <b>FFE</b> -QL8SP0 *	CD-07B <b>FME</b> -QL8SP0 *
		8.0 ~ 10.0mm Yellow Seal	CD-07B <b>FFE</b> -QL8MP0 *	CD-07B <b>FME</b> -QL8MP0 *
		10.0 ~ 12.0mm Blue Seal	CD-07B <b>FFE</b> -QL8LP0 *	CD-07B <b>FME</b> -QL8LP0 *
	Crimp Type, For Data Group, Packing: Connector With Contacts	All Seals	CD-07B <b>FFA</b> -QL8AP0*	CD-07B <b>FMA</b> -QL8AP0
		6.0 ~ 8.0mm Red Seal	CD-07B <b>FFA</b> -QL8SP0*	CD-07B <b>FMA</b> -QL8SP0
		8.0 ~ 10.0mm Yellow Seal	CD-07B <b>FFA</b> -QL8MP0*	CD-07B <b>FMA</b> -QL8MP0
		10.0 ~ 12.0mm Blue Seal	CD-07B <b>FFA</b> -QL8LP0*	CD-07B <b>FMA</b> -QL8LP0
	Crimp Type, For Data Group, Packing: Connector Without Contacts	All Seals	CD-07B <b>FFA</b> -QL8AN0*	CD-07B <b>FMA</b> -QL8AN0
		6.0 ~ 8.0mm Red Seal	CD-07B <b>FFA</b> -QL8SN0*	CD-07B <b>FMA</b> -QL8SN0
		8.0 ~ 10.0mm Yellow Seal	CD-07B <b>FFA</b> -QL8MN0*	CD-07B <b>FMA</b> -QL8MN0
		10.0 ~ 12.0mm Blue Seal	CD-07B <b>FFA</b> -QL8LN0*	CD-07B <b>FMA</b> -QL8LN0

No of Contacts	8		8 (3+5)	
Rated Voltage (AC/DC)	30 ~ 300V		30 ~ 300V	
Nominal Current	5A		10A+5A	
Plastic / Metal	Plastic		Plastic	
Pin Assignment	FF	FM	FF	FM
FF: Female Connector Female Contact MF: Male Connector Female Contact FM: Female Connector Male Contact				

**STRAIGHT, Overmolded Cable Assembly, Free Cable End, With Strain Relief, Push Lock, IP68 (Mated)**

**11** Cable Length: (01) 1M ~ (99) 99M<sup>1)</sup>

	UL21388, PVC Jacket (For Data Group)	CD-08AFFM-QL8D <b>11</b>	CD-08AFMM-QL8D <b>11</b>	-	-
	UL21996, PVC Jacket (For Hybrid Group)	-	-	CBD-08AFFM-QL8F <b>11</b>	CBD-08AFMM-QL8F <b>11</b>

**RIGHT ANGLE, Overmolded Cable Assembly, Free Cable End, With Strain Relief, Push Lock, IP68 (Mated)**

**11** Cable Length: (01) 1M ~ (99) 99M<sup>1)</sup>

	UL21388, PVC Jacket (For Data Group)	CD-08AFFM-QR8D <b>11</b>	CD-08AFMM-QR8D <b>11</b>	-	-
	UL21996, PVC Jacket (For Hybrid Group)	-	-	CBD-08AFFM-QR8F <b>11</b>	CBD-08AFMM-QR8F <b>11</b>

**STRAIGHT-TO-STRAIGHT, Overmolded Double-Ended Cable Assembly, IP68 (Mated)**

**10** Cable Length: (A05) 0.5M, (001) 1M ~ (099) 99M<sup>1)</sup> | Connector / Contact Gender: **(F)** FF, **(B)** FM, **(H)** MF

	UL21996, PVC Jacket (For Hybrid Group)	End1: <b>(F)</b> FF   End2: <b>(F)</b> FF	AB-CD08 FL-CD FL-QF <b>10</b> *	-	AB-CBD08 FL-CBD FL-QF <b>10</b>	-
		End1: <b>(F)</b> FF   End2: <b>(B)</b> FM	AB-CD08 FL-CD BL-QF <b>10</b> *	-	AB-CBD08 FL-CBD BL-QF <b>10</b>	-
		End1: <b>(B)</b> FM   End2: <b>(B)</b> FM	-	AB-CD08 BL-CD BL-QF <b>10</b> *	-	AB-CBD08 BL-CBD BL-QF <b>10</b>
	UL21388, PVC Jacket (For Data Group)	End1: <b>(F)</b> FF   End2: <b>(F)</b> FF	AB-CD08 FL-CD FL-QD <b>10</b>	-	AB-CBD08 FL-CBD FL-QD <b>10</b> *	-
		End1: <b>(F)</b> FF   End2: <b>(B)</b> FM	AB-CD08 FL-CD BL-QD <b>10</b>	-	AB-CBD08 FL-CBD BL-QD <b>10</b> *	-
		End1: <b>(B)</b> FM   End2: <b>(B)</b> FM	-	AB-CD08 BL-CD BL-QD <b>10</b>	-	AB-CBD08 BL-CBD BL-QD <b>10</b> *
	UL21996, PVC Jacket (For Hybrid Group)	End1: <b>(F)</b> FF   End2: <b>(H)</b> MF	AB-CD08 FL-CD HL-QF <b>10</b> *	-	AB-CBD08 FL-CBD HL-QF <b>10</b>	-
	UL21388, PVC Jacket (For Data Group)	End1: <b>(F)</b> FF   End2: <b>(H)</b> MF	AB-CD08 FL-CD HL-QD <b>10</b>	-	AB-CBD08 FL-CBD HL-QD <b>10</b> *	-



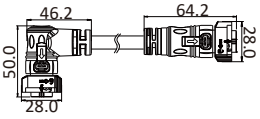
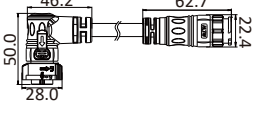
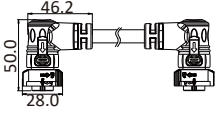
**STRAIGHT-TO-RIGHT ANGLE, Overmolded Double-Ended Cable Assembly, Push Lock, IP68 (Mated)**



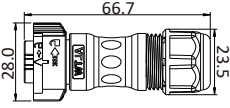
**10** Cable Length: (A05) 0.5M, (001) 1M ~ (099) 99M<sup>1)</sup> | Connector / Contact Gender: **(F)** FF, **(B)** FM

	UL21996, PVC Jacket (For Hybrid Group)	End1: <b>(F)</b> FF   End2: <b>(F)</b> FF	AB-CD08 FL-CDFR-QF <b>10</b> *	-	AB-CBD08 FL-CBD FR-QF <b>10</b>	-
		End1: <b>(F)</b> FF   End2: <b>(B)</b> FM	AB-CD08 FL-CDBR-QF <b>10</b> *	-	AB-CBD08 FL-CBD BR-QF <b>10</b>	-
		End1: <b>(B)</b> FM   End2: <b>(B)</b> FM	-	AB-CD08 BL-CDBR-QF <b>10</b> *	-	AB-CBD08 BL-CBD BR-QF <b>10</b>
	UL21388, PVC Jacket (For Data Group)	End1: <b>(F)</b> FF   End2: <b>(F)</b> FF	AB-CD08 FL-CDFR-QD <b>10</b>	-	AB-CBD08 FL-CBD FR-QD <b>10</b> *	-
		End1: <b>(F)</b> FF   End2: <b>(B)</b> FM	AB-CD08 FL-CDBR-QD <b>10</b>	-	AB-CBD08 FL-CBD BR-QD <b>10</b> *	-
		End1: <b>(B)</b> FM   End2: <b>(B)</b> FM	-	AB-CD08 BL-CDBR-QD <b>10</b>	-	AB-CBD08 BL-CBD BR-QD <b>10</b> *

\*Upon Request

<sup>1)</sup> Standard Lengths: 1M, 2M, 3M, 4M, 5M and 10M. Higher MOQ Might Be Required For Non-Standard Lengths

No of Contacts			8			8 (3+5)
Rated Voltage (AC/DC)			30 ~ 300V			30 ~ 300V
Nominal Current			5A			10A+5A
Plastic / Metal			Plastic			Plastic
Pin Assignment FF: Female Connector Female Contact MF: Male Connector Female Contact FM: Female Connector Male Contact						
<b>RIGHT ANGLE-TO-STRAIGHT, Overmolded Double-Ended Cable Assembly, Push Lock, IP68 (Mated)</b>						
⑩ Cable Length: (A05) 0.5M, (001) 1M ~ (099) 99M <sup>①</sup>   Connector / Contact Gender: <b>(F)</b> FF, <b>(B)</b> FM, <b>(H)</b> MF						
	UL21996, PVC Jacket (For Hybrid Group)	End1: <b>(F)</b> FF   End2: <b>(B)</b> FM	AB-CD08FR-CDBL-QF ⑩*	-	AB-CBD08FR-CBD BL-QF ⑩	-
	UL21388, PVC Jacket (For Data Group)	End1: <b>(F)</b> FF   End2: <b>(B)</b> MF	AB-CD08FR-CDBL-QD ⑩	-	AB-CBD08FR-CBD BL-QD ⑩*	-
	UL21996, PVC Jacket (For Hybrid Group)	End1: <b>(F)</b> FF   End2: <b>(H)</b> FM	AB-CD08FR-CDHL-QF ⑩*	-	AB-CBD08FR-CBD HL-QF ⑩	-
	UL21388, PVC Jacket (For Data Group)	End1: <b>(F)</b> FF   End2: <b>(H)</b> MF	AB-CD08FR-CDHL-QD ⑩	-	AB-CBD08FR-CBD HL-QD ⑩*	-
<b>RIGHT ANGLE-TO-RIGHT ANGLE, Overmolded Double-Ended Cable Assembly, Push Lock, IP68 (Mated)</b>						
⑩ Cable Length: (A05) 0.5M, (001) 1M ~ (099) 99M <sup>①</sup>   Connector / Contact Gender: <b>(F)</b> FF, <b>(B)</b> FM						
	End1: <b>(F)</b> FF   End2: <b>(F)</b> FF		AB-CD08FR-CDFR-QD ⑩	-	AB-CBD08FR-CBD FR-QF ⑩	-
	End1: <b>(F)</b> FF   End2: <b>(B)</b> FM		AB-CD08FR-CDBR-QD ⑩	-	AB-CBD08FR-CBD BR-QF ⑩	-
	End1: <b>(B)</b> FM   End2: <b>(B)</b> FM		-	AB-CD08BR-CDBR-QD ⑩	-	AB-CBD08BR-CBDBR-QF ⑩

No of Contacts		8		8 (3+5)	
Rated Voltage (AC/DC)		30 ~ 300V		30 ~ 300V	
Nominal Current		5A		10A+5A	
Plastic / Metal		Plastic		Plastic	
Pin Assignment		FF	FM	FM	
FF : Female Connector Female Contact FM : Female Connector Male Contact					
Field Serviceable/Installable, <b>STRAIGHT</b> , Without Strain Relief, Push Lock, IP68 (Mated) Sealing Nut Torque Value: 6 ~ 15 kgf.cm   Recommended Cable O.D.: (Red Seal) 6.0 ~ 8.0mm, (Yellow Seal) 8.0 ~ 10.0mm, (Blue Seal) 10.0 ~ 12.0mm					
	Solder Type, For Data Group, Packing: Connector With Contacts	All Seals	CD-08B <b>FFG</b> -QL8AP0 *	CD-08B <b>FMG</b> -QL8AP0 *	-
		6.0 ~ 8.0mm Red Seal	CD-08B <b>FFG</b> -QL8SP0 *	CD-08B <b>FMG</b> -QL8SP0 *	-
		8.0 ~ 10.0mm Yellow Seal	CD-08B <b>FFG</b> -QL8MP0 *	CD-08B <b>FMG</b> -QL8MP0 *	-
		10.0 ~ 12.0mm Blue Seal	CD-08B <b>FFG</b> -QL8LP0 *	CD-08B <b>FMG</b> -QL8LP0 *	-
	Screw-in Type, For Data Group, Packing: Connector With Contacts	All Seals	CD-08B <b>FFB</b> -QL8AP0 *	CD-08B <b>FMB</b> -QL8AP0 *	-
		6.0 ~ 8.0mm Red Seal	CD-08B <b>FFB</b> -QL8SP0 *	CD-08B <b>FMB</b> -QL8SP0 *	-
		8.0 ~ 10.0mm Yellow Seal	CD-08B <b>FFB</b> -QL8MP0 *	CD-08B <b>FMB</b> -QL8MP0 *	-
		10.0 ~ 12.0mm Blue Seal	CD-08B <b>FFB</b> -QL8LP0 *	CD-08B <b>FMB</b> -QL8LP0 *	-
	Push-in Type, For Data Group, Packing: Connector With Contacts	All Seals	CD-08B <b>FFE</b> -QL8AP0 *	CD-08B <b>FME</b> -QL8AP0 *	-
		6.0 ~ 8.0mm Red Seal	CD-08B <b>FFE</b> -QL8SP0 *	CD-08B <b>FME</b> -QL8SP0 *	-
		8.0 ~ 10.0mm Yellow Seal	CD-08B <b>FFE</b> -QL8MP0 *	CD-08B <b>FME</b> -QL8MP0 *	-
		10.0 ~ 12.0mm Blue Seal	CD-08B <b>FFE</b> -QL8LP0 *	CD-08B <b>FME</b> -QL8LP0 *	-
	Crimp Type, For Data Group, Packing: Connector With Contacts	All Seals	CD-08B <b>FFA</b> -QL8AP0	CD-08B <b>FMA</b> -QL8AP0	CBD-08B <b>FMA</b> -QL8AP0*
		6.0 ~ 8.0mm Red Seal	CD-08B <b>FFA</b> -QL8SP0	CD-08B <b>FMA</b> -QL8SP0	CBD-08B <b>FMA</b> -QL8SP0*
		8.0 ~ 10.0mm Yellow Seal	CD-08B <b>FFA</b> -QL8MP0	CD-08B <b>FMA</b> -QL8MP0	CBD-08B <b>FMA</b> -QL8MP0*
		10.0 ~ 12.0mm Blue Seal	CD-08B <b>FFA</b> -QL8LP0	CD-08B <b>FMA</b> -QL8LP0	CBD-08B <b>FMA</b> -QL8LP0
	Crimp Type, For Data Group, Packing: Connector Without Contacts	All Seals	CD-08B <b>FFA</b> -QL8AN0	CD-08B <b>FMA</b> -QL8AN0	-
		6.0 ~ 8.0mm Red Seal	CD-08B <b>FFA</b> -QL8SN0	CD-08B <b>FMA</b> -QL8SN0	-
		8.0 ~ 10.0mm Yellow Seal	CD-08B <b>FFA</b> -QL8MN0	CD-08B <b>FMA</b> -QL8MN0	-
		10.0 ~ 12.0mm Blue Seal	CD-08B <b>FFA</b> -QL8LN0	CD-08B <b>FMA</b> -QL8LN0	-

\*Upon Request

<sup>1)</sup> Standard Lengths: 1M, 2M, 3M, 4M, 5M and 10M. Higher MOQ Might Be Required For Non-Standard Lengths

No of Contacts	9	10	12
Rated Voltage (AC/DC)	30 ~ 300V	30 ~ 300V	30 ~ 300V
Nominal Current	5A	5A	5A
Plastic / Metal	Plastic	Plastic	Plastic
Pin Assignment	FF	FM	FF
FF : Female Connector Female Contact MF : Male Connector Female Contact FM : Female Connector Male Contact			

**STRAIGHT**, Overmolded Cable Assembly, Free Cable End, With Strain Relief, Push Lock, IP68 (Mated)

**11** Cable Length: (01) 1M ~ (99) 99M<sup>3)</sup>

	UL21388, PVC Jacket (For Data Group)	CD-09AFFM-QL8D <b>11</b>	CD-09AFMM-QL8D <b>11</b>	CD-10AFFM-QL8D <b>11</b>	CD-12AFFM-QL8D <b>11</b>
--	--------------------------------------	--------------------------	--------------------------	--------------------------	--------------------------

**RIGHT ANGLE**, Overmolded Cable Assembly, Free Cable End, With Strain Relief, Push Lock, IP68 (Mated)

**11** Cable Length: (01) 1M ~ (99) 99M<sup>3)</sup>

	UL21388, PVC Jacket (For Data Group)	CD-09AFFM-QR8D <b>11</b>	CD-09AFMM-QR8D <b>11</b>	CD-10AFFM-QR8D <b>11</b>	CD-12AFFM-QR8D <b>11</b>
--	--------------------------------------	--------------------------	--------------------------	--------------------------	--------------------------

**STRAIGHT-TO-STRAIGHT**, Overmolded Double-Ended Cable Assembly, IP68 (Mated)




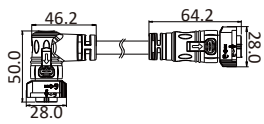
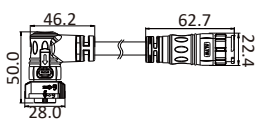
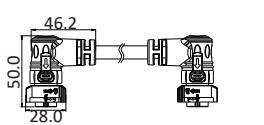
**10** Cable Length: (A05) 0.5M, (001) 1M ~ (099) 99M<sup>3)</sup> | Connector / Contact Gender: **(F)** FF, **(B)** FM, **(H)** MF

	UL21996, PVC Jacket (For Hybrid Group)	End1: <b>(F)</b> FF   End2: <b>(F)</b> FF	AB-CD09FL-CDFL-QF <b>10</b> *	-	AB-CD10FL-CDFL-QF <b>10</b> *	AB-CD12FL-CDFL-QF <b>10</b> *
		End1: <b>(F)</b> FF   End2: <b>(B)</b> FM	AB-CD09FL-CDBL-QF <b>10</b> *	-	AB-CD10FL-CDBL-QF <b>10</b> *	AB-CD12FL-CDBL-QF <b>10</b> *
		End1: <b>(B)</b> FM   End2: <b>(B)</b> FM	-	AB-CD09BL-CDBL-QF <b>10</b> *	-	-
	UL21388, PVC Jacket (For Data Group)	End1: <b>(F)</b> FF   End2: <b>(F)</b> FF	AB-CD09FL-CDFL-QD <b>10</b>	-	AB-CD10FL-CDFL-QD <b>10</b>	AB-CD12FL-CDFL-QD <b>10</b>
		End1: <b>(F)</b> FF   End2: <b>(B)</b> FM	AB-CD09FL-CDBL-QD <b>10</b>	-	AB-CD10FL-CDBL-QD <b>10</b> *	AB-CD12FL-CDBL-QD <b>10</b> *
		End1: <b>(B)</b> FM   End2: <b>(B)</b> FM	-	AB-CD09BL-CDBL-QD <b>10</b>	-	-
	UL21996, PVC Jacket (For Hybrid Group)	End1: <b>(F)</b> FF   End2: <b>(H)</b> MF	AB-CD09FL-CDHL-QF <b>10</b> *	-	AB-CD10FL-CDHL-QF <b>10</b> *	AB-CD12FL-CDHL-QF <b>10</b> *
	UL21388, PVC Jacket (For Data Group)	End1: <b>(F)</b> FF   End2: <b>(H)</b> MF	AB-CD09FL-CDHL-QD <b>10</b>	-	AB-CD10FL-CDHL-QD <b>10</b> *	AB-CD12FL-CDHL-QD <b>10</b> *

**STRAIGHT-TO-RIGHT ANGLE**, Overmolded Double-Ended Cable Assembly, Push Lock, IP68 (Mated)

**10** Cable Length: (A05) 0.5M, (001) 1M ~ (099) 99M<sup>3)</sup> | Connector / Contact Gender: **(F)** FF, **(B)** FM

	UL21996, PVC Jacket (For Hybrid Group)	End1: <b>(F)</b> FF   End2: <b>(F)</b> FF	AB-CD09FL-CDFR-QF <b>10</b> *	-	AB-CD10FL-CDFR-QF <b>10</b> *	AB-CD12FL-CDFR-QF <b>10</b> *
		End1: <b>(F)</b> FF   End2: <b>(B)</b> FM	AB-CD09FL-CDBR-QF <b>10</b> *	-	AB-CD10FL-CDBR-QF <b>10</b> *	AB-CD12FL-CDBR-QF <b>10</b> *
		End1: <b>(B)</b> FM   End2: <b>(B)</b> FM	-	AB-CD09BL-CDBR-QF <b>10</b> *	-	-
	UL21388, PVC Jacket (For Data Group)	End1: <b>(F)</b> FF   End2: <b>(F)</b> FF	AB-CD09FL-CDFR-QD <b>10</b>	-	AB-CD10FL-CDFR-QD <b>10</b>	AB-CD12FL-CDFR-QD <b>10</b>
		End1: <b>(F)</b> FF   End2: <b>(B)</b> FM	AB-CD09FL-CDBR-QD <b>10</b>	-	AB-CD10FL-CDBR-QD <b>10</b> *	AB-CD12FL-CDBR-QD <b>10</b> *
		End1: <b>(B)</b> FM   End2: <b>(B)</b> FM	-	AB-CD09BL-CDBR-QD <b>10</b>	-	-

No of Contacts		9	10	12	
Rated Voltage (AC/DC)		30 ~ 300V	30 ~ 300V	30 ~ 300V	
Nominal Current		5A	5A	5A	
Plastic / Metal		Plastic	Plastic	Plastic	
Pin Assignment <b>FF</b> : Female Connector Female Contact <b>MF</b> : Male Connector Female Contact <b>FM</b> : Female Connector Male Contact					
<b>RIGHT ANGLE-TO-STRAIGHT</b> , Overmolded Double-Ended Cable Assembly, Push Lock, IP68 (Mated)					
⑩ Cable Length: (A05) 0.5M, (001) 1M ~ (099) 99M <sup>1)</sup>   Connector / Contact Gender: <b>(F)</b> FF, <b>(B)</b> FM, <b>(H)</b> MF					
	End1: <b>(F)</b> FF   End2: <b>(B)</b> FM	AB-CD09FR- CDBL-QD ⑩	-	AB-CD10FR- CDBL-QD ⑩*	AB-CD12FR- CDBL-QD ⑩*
	End1: <b>(F)</b> FF   End2: <b>(H)</b> MF	AB-CD09FR- CDHL-QD ⑩	-	AB-CD10FR- CDHL-QD ⑩*	AB-CD12FR- CDHL-QD ⑩*
<b>RIGHT ANGLE-TO-RIGHT ANGLE</b> , Overmolded Double-Ended Cable Assembly, Push Lock, IP68 (Mated)					
⑩ Cable Length: (A05) 0.5M, (001) 1M ~ (099) 99M <sup>1)</sup>   Connector / Contact Gender: <b>(F)</b> FF, <b>(B)</b> FM					
	End1: <b>(F)</b> FF   End2: <b>(F)</b> FF	AB-CD09FR- CDFR-QD ⑩	-	AB-CD10FR- CDFR-QD ⑩	AB-CD12FR- CDFR-QD ⑩
	End1: <b>(F)</b> FF   End2: <b>(B)</b> FM	AB-CD09FR- CDBR-QD ⑩	-	AB-CD10FR- CDBR-QD ⑩*	AB-CD12FR- CDBR-QD ⑩*
	End1: <b>(B)</b> FM   End2: <b>(B)</b> FM	-	AB-CD09BR- CDBR-QD ⑩	-	-

**\*Upon Request**

<sup>1)</sup> Standard Lengths: 1M, 2M, 3M, 4M, 5M and 10M. Higher MOQ Might Be Required For Non-Standard Lengths

No of Contacts		9	10	12		
Rated Voltage (AC/DC)		30 ~ 300V	30 ~ 300V	30 ~ 300V		
Nominal Current		5A	5A	5A		
Plastic / Metal		Plastic	Plastic	Plastic		
Pin Assignment		FF	FM	FF		
FF: Female Connector Female Contact FM: Female Connector Male Contact						
Field Serviceable/Installable, <b>STRAIGHT</b> , Without Strain Relief, Push Lock, IP68 (Mated) Sealing Nut Torque Value: 6 ~ 15 kgf.cm   Recommended Cable O.D.: (Red Seal) 6.0 ~ 8.0mm, (Yellow Seal) 8.0 ~ 10.0mm, (Blue Seal) 10.0 ~ 12.0mm						
	Solder Type, For Data Group, Packing: Connector With Contacts	All Seals	CD-09BFFG-QL8AP0*	CD-09BFMG-QL8AP0*	CD-10BFFG-QL8AP0*	CD-12BFFG-QL8AP0*
		6.0 ~ 8.0mm Red Seal	CD-09BFFG-QL8SP0*	CD-09BFMG-QL8SP0*	CD-10BFFG-QL8SP0*	CD-12BFFG-QL8SP0*
		8.0 ~ 10.0mm Yellow Seal	CD-09BFFG-QL8MP0*	CD-09BFMG-QL8MP0*	CD-10BFFG-QL8MP0*	CD-12BFFG-QL8MP0*
		10.0 ~ 12.0mm Blue Seal	CD-09BFFG-QL8LP0*	CD-09BFMG-QL8LP0*	CD-10BFFG-QL8LP0*	CD-12BFFG-QL8LP0*
	Screw-in Type, For Data Group, Packing: Connector With Contacts	All Seals	CD-09BFFB-QL8AP0*	CD-09BFMB-QL8AP0*	CD-10BFFB-QL8AP0*	CD-12BFFB-QL8AP0*
		6.0 ~ 8.0mm Red Seal	CD-09BFFB-QL8SP0*	CD-09BFMB-QL8SP0*	CD-10BFFB-QL8SP0*	CD-12BFFB-QL8SP0*
		8.0 ~ 10.0mm Yellow Seal	CD-09BFFB-QL8MP0*	CD-09BFMB-QL8MP0*	CD-10BFFB-QL8MP0*	CD-12BFFB-QL8MP0*
		10.0 ~ 12.0mm Blue Seal	CD-09BFFB-QL8LP0*	CD-09BFMB-QL8LP0*	CD-10BFFB-QL8LP0*	CD-12BFFB-QL8LP0*
	Push-in Type, For Data Group, Packing: Connector With Contacts	All Seals	CD-09BFFE-QL8AP0*	CD-09BFME-QL8AP0*	CD-10BFFE-QL8AP0*	CD-12BFFE-QL8AP0*
		6.0 ~ 8.0mm Red Seal	CD-09BFFE-QL8SP0*	CD-09BFME-QL8SP0*	CD-10BFFE-QL8SP0*	CD-12BFFE-QL8SP0*
		8.0 ~ 10.0mm Yellow Seal	CD-09BFFE-QL8MP0*	CD-09BFME-QL8MP0*	CD-10BFFE-QL8MP0*	CD-12BFFE-QL8MP0*
		10.0 ~ 12.0mm Blue Seal	CD-09BFFE-QL8LP0*	CD-09BFME-QL8LP0*	CD-10BFFE-QL8LP0*	CD-12BFFE-QL8LP0*
	Crimp Type, For Data Group, Packing: Connector With Contacts	All Seals	CD-09BFFA-QL8AP0	CD-09BFMA-QL8AP0	CD-10BFFA-QL8AP0	CD-12BFFA-QL8AP0
		6.0 ~ 8.0mm Red Seal	CD-09BFFA-QL8SP0	CD-09BFMA-QL8SP0	CD-10BFFA-QL8SP0	CD-12BFFA-QL8SP0
		8.0 ~ 10.0mm Yellow Seal	CD-09BFFA-QL8MP0	CD-09BFMA-QL8MP0	CD-10BFFA-QL8MP0	CD-12BFFA-QL8MP0
		10.0 ~ 12.0mm Blue Seal	CD-09BFFA-QL8LP0	CD-09BFMA-QL8LP0	CD-10BFFA-QL8LP0	CD-12BFFA-QL8LP0
	Crimp Type, For Data Group, Packing: Connector Without Contacts	All Seals	CD-09BFFA-QL8AN0	CD-09BFMA-QL8AN0	CD-10BFFA-QL8AN0	CD-12BFFA-QL8AN0
		6.0 ~ 8.0mm Red Seal	CD-09BFFA-QL8SN0	CD-09BFMA-QL8SN0	CD-10BFFA-QL8SN0	CD-12BFFA-QL8SN0
		8.0 ~ 10.0mm Yellow Seal	CD-09BFFA-QL8MN0	CD-09BFMA-QL8MN0	CD-10BFFA-QL8MN0	CD-12BFFA-QL8MN0
		10.0 ~ 12.0mm Blue Seal	CD-09BFFA-QL8LN0	CD-09BFMA-QL8LN0	CD-10BFFA-QL8LN0	CD-12BFFA-QL8LN0

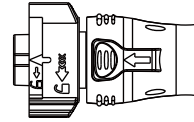
**\*Upon Request**

<sup>1)</sup> Standard Lengths: 1M, 2M, 3M, 4M, 5M and 10M. Higher MOQ Might Be Required For Non-Standard Lengths

## Customization - Upon Request

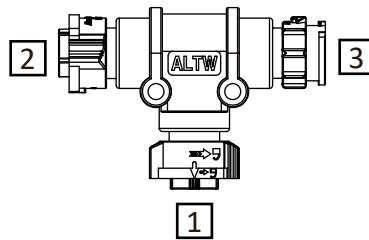


I Adaptor



Terminator

## T Adaptor



1 Current Rating:

(CD) 5A\*

(CB) 10A

(CC) 20A

5 For Connector 1

6 For Connector 2

7 For Connector 3

Choose Connector / Contacts Gender:

(M): Male + Male

(F): Female + Female

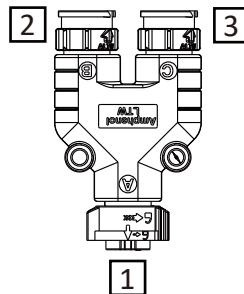
(H): Male + Female

(B): Female + Male

Nominal Current	No. of Contacts	Mating Style	Part Number	More Options
10A (CB)	04, 05, 06	Push Lock	AB-CB-2 2 2 -MFF-TQ001	AB-1-2 2 2-5 6 7-TQ001
			AB-CB-2 2 2 -FMF-TQ001	
20A (CC)	02, 03		AB-CC-2 2 2 -HBH-TQ001	
			AB-CC-2 2 2 -FFM-TQ001	

\*Upon Request

## Y Adaptor



1 Current Rating:

(CD) 5A\*

(CB) 10A\*

(CC) 20A

5 For Connector 1

6 For Connector 2

7 For Connector 3

Choose Connector / Contacts Gender:

(M): Male + Male

(F): Female + Female

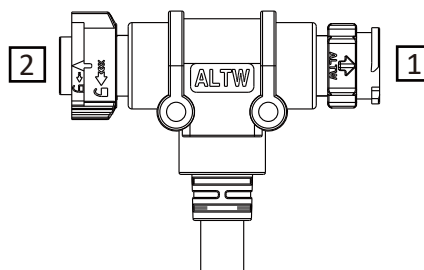
(H): Male + Female

(B): Female + Male

Nominal Current	No. of Contacts	Mating Style	Part Number	More Options
20A (CC)	02, 03	Push Lock	AB-CC-2 2 2 -FMM-YQ001	AB-1-2 2 2-5 6 7-YQ001

\*Upon Request

## T Cable



1 Current Rating:

(CD) 5A\*

(CB) 10A\*

(CC) 20A

4 For Connector 1

5 For Connector 2

Choose Connector / Contacts Gender:

(M): Male + Male

(F): Female + Female

(H): Male + Female

(B): Female + Male

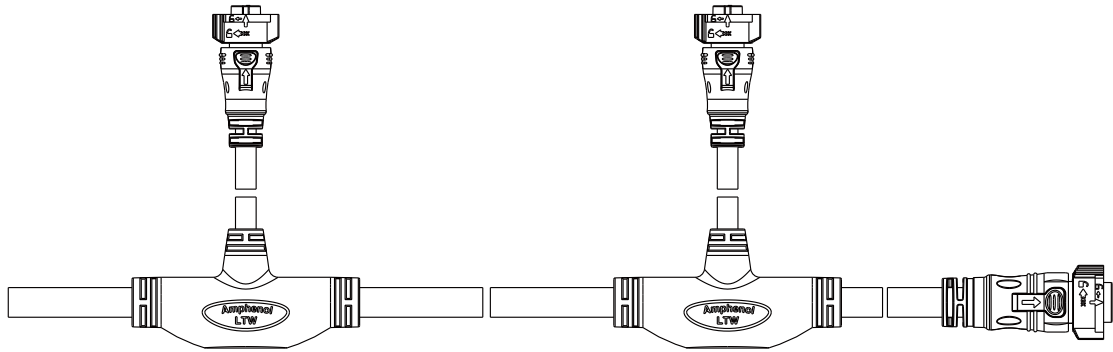
\*XX: Choose the cable length: 01-99m

Nominal Current	No. of Contacts	Mating Style	Part Number	More Options
20A (CC)	02, 03	Push Lock	AB-CC-2 2 00-BH0-TQEXX	AB-1-2 2 00-4 5 0-TQEXX

\*Upon Request

# X - Tee (Cable to Cable)

## Trunk Cable with Cable

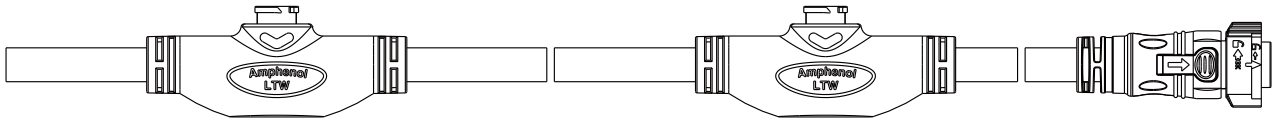


- ① Number of Contacts:  
3  
4\*
- ② UL - SJTW or SJT Cable Style:  
12 - 12AWG  
14 - 14AWG\*  
HB - 16 + 22AWG (IPCS)\*
- ③ Cable Length:  
1 ~ 99M  
01 - 1.0M  
02 - 2.0M  
03 - 3.0M  
...
- ④ Cable pitch:  
05 - 500mm\*  
A0 - 1.0M, A5 - 1.5M  
B0 - 2.0M, B5 - 2.5M\*  
C0 - 3.0M, C5 - 3.5M\*  
...
- ⑤ drop cable or wire harness awg:  
0 - Panel Conn\*  
A - 18AWG\*  
B - 20AWG\*  
C - 22AWG\*  
D - 24AWG\*  
E - 20 + 24AWG\*
- ⑥ connector style and drop cable length:  
00 - Panel(X Lok B size)  
02 - 0.2m  
03 - 0.3m  
...
- ⑦ Waterproof Rating:  
N - Non waterproof  
7 - IPX7  
6 - IPX6\*
- ⑧ Number of T Junctions  
001 - 1 T Conn  
...  
020 - 20 T Conn

Nominal Current	No. of Contacts	Mating Style	Part Number	More Options
20A	3, 4	Push Lock	TC-31201A0-A02-7002	TC-①②③④-⑤⑥-⑦⑧*
			TC-31201A0-A02-7020	
5A			TC-31201A0-A02-N002	
			TC-31201A0-A02-N020	

\*Upon Request

## Trunk Cable with Panel




- ① Number of Contacts:  
3  
4\*
- ② UL - SJTW or SJT Cable Style:  
12 - 12AWG  
14 - 14AWG\*  
HB - 16 + 22AWG (IPCS)\*
- ③ Cable Length:  
1 ~ 99M  
01 - 1.0M  
02 - 2.0M  
03 - 3.0M  
...
- ④ Cable pitch:  
05 - 500mm\*  
A0 - 1.0M, A5 - 1.5M  
B0 - 2.0M, B5 - 2.5M\*  
C0 - 3.0M, C5 - 3.5M\*  
...
- ⑤ drop cable or wire harness awg:  
0 - Panel Conn  
A - 18AWG\*  
B - 20AWG\*  
C - 22AWG\*  
D - 24AWG\*  
E - 20 + 24AWG\*
- ⑥ connector style and drop cable length:  
00 - Panel(X Lok B size)  
02 - 0.2m  
03 - 0.3m  
...
- ⑦ Waterproof Rating:  
N - Non waterproof  
7 - IPX7  
6 - IPX6\*
- ⑧ Number of T Junctions  
001 - 1 T Conn  
...  
020 - 20 T Conn

Nominal Current	No. of Contacts	Mating Style	Part Number	More Options
20A	3, 4	Push Lock	TP-31201A0-000-7002	TP-①②③④-⑤⑥-⑦⑧*
			TP-31201A0-000-7020	
5A			TP-31201A0-000-N002	
			TP-31201A0-000-N020	


\*Upon Request

## Waterproof Cap

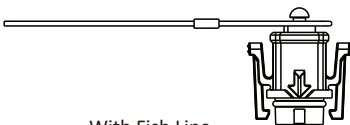
For Mating With Male



None

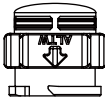


With Rubber Lead

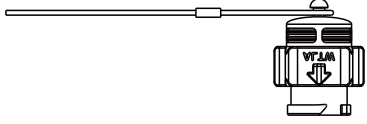


With Fish Line

For Mating With Female



None



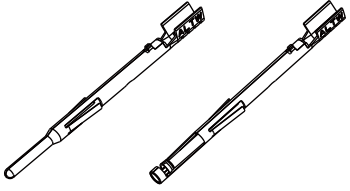
With Fish Line

More to choose:

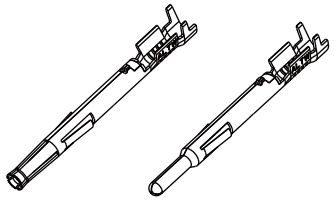
- ③ None (MA) / With Rubber Lead (PC)
- ④ None (MA) / With Fish Line (CD)
- ⑤ None (A) / With Fish Line (D)

Size	Mating Part	Gender of Mating Part	Mating Style	Part Number
C Size	Receptacle	Male	Push Lock	CAP-WACMQ ③ 1
		Female		CAP-WACMQ ③ 2 (Hybrid)
	Overmolded with Cable	Female		CAP-WACFQ ④ 1
		Male		CAP-WACMQM ⑤ 1
				CAP-WACMQM ⑤ 2 (Hybrid)

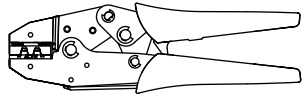
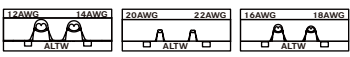
## Contacts & Crimp Tool



5A

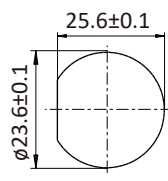


10A/20A

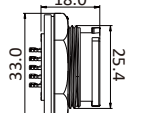
Crimp Tool

Nominal Current	Contact Gender	Part Number	Packages ⑥	Crimp Tool
5A	Male	ASSP-05-M-A-C-⑥	<b>(SA)</b> 50pcs / Box <b>(SB)</b> 100pcs / Box <b>(RE)</b> 5A 3,000pcs / Reel 10A 3,000pcs / Reel 20A 2,000pcs / Reel	P/N: ASST-C-05-W-A (22 ~ 20AWG   0.34 ~ 0.50mm <sup>2</sup> )
	Female	ASSP-05-F-A-C-⑥		P/N: ASST-C-10-W-B (18 ~ 16AWG   0.75 ~ 1.50mm <sup>2</sup> )
10A	Male	ASSP-10-M-A-C-⑥		P/N: ASST-C-20-W-C (14 ~ 12AWG   2.50 ~ 4.00mm <sup>2</sup> )
	Female	ASSP-10-F-A-C-⑥		
20A	Male	ASSP-20-M-A-C-⑥		
	Female	ASSP-20-F-A-C-⑥		

No of Contacts	<b>Panel Cut Out</b> Circular Flange (D Cut) 	2	
Rated Voltage (AC/DC)		300V	
Nominal Current		20A	
Plastic / Metal		Plastic	
Pin Assignment		MM	MF

**MM** : Male Connector Male Contact  
**FF** : Female Connector Female Contact  
**MF** : Male Connector Female Contact  
**FM** : Female Connector Male Contact

Receptacle, Circular Flange, **FRONT** Fastened Nut, Push Lock, IP68 (Unmated)  
 Nut Torque Value: 10 ~ 12 kgf.cm | Recommended Panel Thickness: (with cap) max. 2.6mm, (without cap) max. 3.6mm

	Solder Type (For Power Group)	DC-02 <b>PMMS</b> -QC800P	DC-02 <b>PMFS</b> -QC800P
	180° PCB Type (For Power Group)	DC-02 <b>PMMP</b> -QC800P *	DC-02 <b>PMFP</b> -QC800P *

Receptacle, Circular Flange, **REAR** Fastened Nut, Push Lock, IP68 (Unmated)  
 Nut Torque Value: 10 ~ 12 kgf.cm | Recommended Panel Thickness: (with cap) max. 2.6mm, (without cap) max. 3.6mm

	Solder Type (For Power Group)	DC-02 <b>RMMS</b> -QC800P	DC-02 <b>RMFS</b> -QC800P
---	----------------------------------	---------------------------	---------------------------

Receptacle With Wires, Circular Flange, **FRONT** Fastened Nut, Push Lock, IP68 (Unmated)  
 ⑪ Wire Length: (10) 100mm ~ (50) 500mm<sup>1)</sup> | Nut Torque Value: 4 ~ 6 kgf.cm | Recommended Panel Thickness: (with cap) max. 3.0mm, (without cap) max. 4.0mm

	UL1015, PVC Jacket	DC-02 <b>PMMS</b> -QC8B ⑪ *	DC-02 <b>PMFS</b> -QC8B ⑪ *
--	--------------------	-----------------------------	-----------------------------

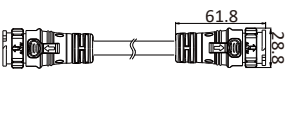
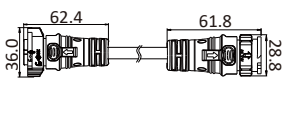
Receptacle With Wires, Circular Flange, **REAR** Fastened Nut, Push Lock, IP68 (Unmated)  
 ⑪ Wire Length: (10) 100mm ~ (50) 500mm<sup>1)</sup> | Nut Torque Value: 4 ~ 6 kgf.cm | Recommended Panel Thickness: (with cap) max. 3.0mm, (without cap) max. 4.0mm

	UL1015, PVC Jacket	DC-02 <b>RMMS</b> -QC8B ⑪ *	DC-02 <b>RMFS</b> -QC8B ⑪ *
---	--------------------	-----------------------------	-----------------------------

**STRAIGHT**, Overmolded Cable Assembly, Free Cable End, With Strain Relief, Push Lock, IP68 (Mated)  
 ⑪ Cable Length: (01) 1M ~ (99) 99M<sup>1)</sup>


	UL SJTW, PVC Jacket (For Power Group)	DC-02 <b>AMMM</b> -QL8E ⑪	DC-02 <b>AMFM</b> -QL8E ⑪ *
---	--	---------------------------	-----------------------------

**STRAIGHT-TO-STRAIGHT**, Overmolded Double-Ended Cable Assembly, IP68 (Mated)  
 ⑩ Cable Length: (A05) 0.5M, (001) 1M ~ (099) 99M<sup>1)</sup> | Connector / Contact Gender: **(M)** MM, **(F)** FF, **(B)** FM, **(H)** MF

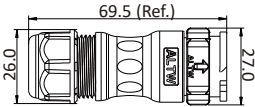
	End1: <b>(H)</b> MF   End2: <b>(H)</b> MF	-	AB-DC02 <b>HL</b> -DCHL-QE ⑩
	End1: <b>(M)</b> MM   End2: <b>(H)</b> MF	AB-DC02 <b>ML</b> -DCHL-QE ⑩	-
	End1: <b>(M)</b> MM   End2: <b>(M)</b> MM	AB-DC02 <b>ML</b> -DCML-QE ⑩	-
	End1: <b>(H)</b> MF   End2: <b>(B)</b> FM	-	AB-DC02 <b>HL</b> -DCBL-QE ⑩
	End1: <b>(M)</b> MM   End2: <b>(B)</b> FM	AB-DC02 <b>ML</b> -DCBL-QE ⑩	-
	End1: <b>(M)</b> MM   End2: <b>(F)</b> FF	AB-DC02 <b>ML</b> -DCFL-QE ⑩	-

**STRAIGHT-TO-RIGHT ANGLE**, Overmolded Double-Ended Cable Assembly, Push Lock, IP68 (Mated)  
 ⑩ Cable Length: (A05) 0.5M, (001) 1M ~ (099) 99M<sup>1)</sup> | Connector / Contact Gender: **(M)** MM, **(F)** FF, **(B)** FM, **(H)** MF

	End1: <b>(H)</b> MF   End2: <b>(B)</b> FM	-	AB-DC02 <b>HL</b> -DCBR-QE ⑩
	End1: <b>(M)</b> MM   End2: <b>(F)</b> FF	AB-DC02 <b>ML</b> -DCFR-QE ⑩	-
	End1: <b>(M)</b> MM   End2: <b>(B)</b> FM	AB-DC02 <b>ML</b> -DCBR-QE ⑩	-

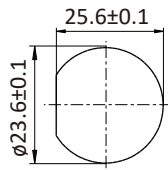


No of Contacts	2	
Rated Voltage (AC/DC)	300V	
Nominal Current	20A	
Plastic / Metal	Plastic	
Pin Assignment	MM	MF
<b>MM</b> : Male Connector Male Contact <b>MF</b> : Male Connector Female Contact		

Field Serviceable/Installable, **STRAIGHT**, Without Strain Relief, Push Lock, IP68 (Mated)  
 Sealing Nut Torque Value: 6 ~ 15 kgf.cm | Recommended Cable O.D.: (Red Seal) 8.0 ~ 10.0mm, (Yellow Seal) 10.0 ~ 12.0mm, (Blue Seal) 12.0 ~ 14.0mm

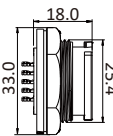
	Solder Type, For Power Group, Packing: Connector With Contacts	All Seals	DC-02B <b>MMG</b> -QL8APP *	DC-02B <b>MF G</b> -QL8APP *
		8.0 ~ 10.0mm Red Seal	DC-02B <b>MMG</b> -QL8SPP *	DC-02B <b>MF G</b> -QL8SPP *
		10.0 ~ 12.0mm Yellow Seal	DC-02B <b>MMG</b> -QL8MPP *	DC-02B <b>MF G</b> -QL8MPP *
		12.0 ~ 14.0mm Blue Seal	DC-02B <b>MMG</b> -QL8LPP *	DC-02B <b>MF G</b> -QL8LPP *
	Screw-in Type, For Power Group, Packing: Connector With Contacts	All Seals	DC-02B <b>MMB</b> -QL8APP	DC-02B <b>MF B</b> -QL8APP
		8.0 ~ 10.0mm Red Seal	DC-02B <b>MMB</b> -QL8SPP	DC-02B <b>MF B</b> -QL8SPP
		10.0 ~ 12.0mm Yellow Seal	DC-02B <b>MMB</b> -QL8MPP	DC-02B <b>MF B</b> -QL8MPP
		12.0 ~ 14.0mm Blue Seal	DC-02B <b>MMB</b> -QL8LPP	DC-02B <b>MF B</b> -QL8LPP
	Push-in Type, For Power Group, Packing: Connector With Contacts	All Seals	DC-02B <b>MME</b> -QL8APP *	DC-02B <b>MF E</b> -QL8APP *
		8.0 ~ 10.0mm Red Seal	DC-02B <b>MME</b> -QL8SPP *	DC-02B <b>MF E</b> -QL8SPP *
		10.0 ~ 12.0mm Yellow Seal	DC-02B <b>MME</b> -QL8MPP *	DC-02B <b>MF E</b> -QL8MPP *
		12.0 ~ 14.0mm Blue Seal	DC-02B <b>MME</b> -QL8LPP *	DC-02B <b>MF E</b> -QL8LPP *
	Crimp Type, For Power Group, Packing: Connector With Contacts	All Seals	DC-02B <b>MM A</b> -QL8APP	DC-02B <b>MF A</b> -QL8APP
		8.0 ~ 10.0mm Red Seal	DC-02B <b>MM A</b> -QL8SPP	DC-02B <b>MF A</b> -QL8SPP
		10.0 ~ 12.0mm Yellow Seal	DC-02B <b>MM A</b> -QL8MPP	DC-02B <b>MF A</b> -QL8MPP
		12.0 ~ 14.0mm Blue Seal	DC-02B <b>MM A</b> -QL8LPP	DC-02B <b>MF A</b> -QL8LPP
	Crimp Type, For Power Group, Packing: Connector Without Contacts	All Seals	DC-02B <b>MM A</b> -QL8ANP	DC-02B <b>MF A</b> -QL8ANP
		8.0 ~ 10.0mm Red Seal	DC-02B <b>MM A</b> -QL8SNP	DC-02B <b>MF A</b> -QL8SNP
		10.0 ~ 12.0mm Yellow Seal	DC-02B <b>MM A</b> -QL8MNP	DC-02B <b>MF A</b> -QL8MNP
		12.0 ~ 14.0mm Blue Seal	DC-02B <b>MM A</b> -QL8LNP	DC-02B <b>MF A</b> -QL8LNP

**\*Upon Request**

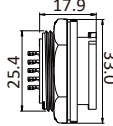
<sup>1)</sup> Standard Lengths: 1M, 2M, 3M, 4M, 5M and 10M. Higher MOQ Might Be Required For Non-Standard Lengths

No of Contacts	<b>Panel Cut Out</b> Circular Flange (D Cut) 	3		
Rated Voltage (AC/DC)		300V		
Nominal Current		20A	50A	
Plastic / Metal		Plastic		Plastic
Pin Assignment		MM	MF	MM
				
<b>MM</b> : Male Connector Male Contact <b>FF</b> : Female Connector Female Contact <b>MF</b> : Male Connector Female Contact <b>FM</b> : Female Connector Male Contact				

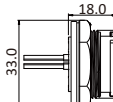
Receptacle, Circular Flange, **FRONT** Fastened Nut, Push Lock, IP68 (Unmated)  
 Nut Torque Value: 10 ~ 12 kgf.cm | Recommended Panel Thickness: (with cap) max. 2.6mm, (without cap) max. 3.6mm

	Solder Type (For Power Group)	DC-03PMMS- QC800P*	DC-03PMFS- QC800P	-
	180° PCB Type (For Power Group)	DC-03PMMP- QC800P*	DC-03PMFP- QC800P*	DM-03PMMP- QC800P*
	Crimp Type (For Power / Hybrid Group)	-	-	DM-03PMMC- QC800P

Receptacle, Circular Flange, **REAR** Fastened Nut, Push Lock, IP68 (Unmated)  
 Nut Torque Value: 10 ~ 12 kgf.cm | Recommended Panel Thickness: (with cap) max. 2.6mm, (without cap) max. 3.6mm

	Solder Type (For Power Group)	DC-03RMMS- QC800P	DC-03RMFS- QC800P	-
	Crimp Type (For Power Group)	-	-	DM-03RMMC- QC800P*

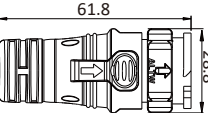
Receptacle With Wires, Circular Flange, **FRONT** Fastened Nut, Push Lock, IP68 (Unmated)  
 ⑪ Wire Length: (10) 100mm ~ (50) 500mm<sup>1)</sup> | Nut Torque Value: 4 ~ 6 kgf.cm | Recommended Panel Thickness: (with cap) max. 3.0mm, (without cap) max. 4.0mm

	UL1015, PVC Jacket	DC-03PMMS- QC8B ⑪*	DC-03PMFS- QC8B ⑪*	DM-03PMMC- QC8B ⑪*

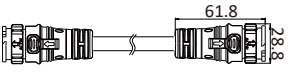
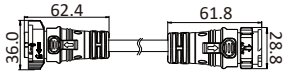
Receptacle With Wires, Circular Flange, **REAR** Fastened Nut, Push Lock, IP68 (Unmated)  
 ⑪ Wire Length: (10) 100mm ~ (50) 500mm<sup>1)</sup> | Nut Torque Value: 4 ~ 6 kgf.cm | Recommended Panel Thickness: (with cap) max. 3.0mm, (without cap) max. 4.0mm

	UL1015, PVC Jacket	DC-03RMMS- QC8B ⑪*	DC-03RMFS- QC8B ⑪*	DM-03RMMC- QC8B ⑪*

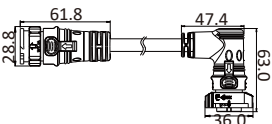
**STRAIGHT**, Overmolded Cable Assembly, Free Cable End, With Strain Relief, Push Lock, IP68 (Mated)  
 ⑪ Cable Length: (01) 1M ~ (99) 99M<sup>1)</sup>



	UL2517, PVC Jacket (For Power / Hybrid Group)	-	-	DM-03BMMM- QL8C ⑪*
	UL SJTW, PVC Jacket (For Power Group)	DC-03AMMM- QL8E ⑪	DC-03AMFM- QL8E ⑪*	-

**STRAIGHT-TO-STRAIGHT**, Overmolded Double-Ended Cable Assembly, IP68 (Mated)  
 ⑩ Cable Length: (A05) 0.5M, (001) 1M ~ (099) 99M<sup>1)</sup> | Connector / Contact Gender: (M) MM, (F) FF, (B) FM, (H) MF

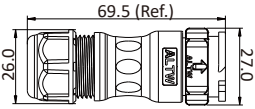
	End1: (H) MF   End2: (H) MF	-	AB-DC03HL- DCHL-QE ⑩	-
	End1: (M) MM   End2: (H) MF	AB-DC03ML- DCHL-QE ⑩	-	-
	End1: (M) MM   End2: (M) MM	AB-DC03ML- DCML-QE ⑩	-	AB-DM03ML- DMML-QC ⑩*
	End1: (H) MF   End2: (B) FM	-	AB-DC03HL- DCBL-QE ⑩	-
	End1: (M) MM   End2: (B) FM	AB-DC03ML- DCBL-QE ⑩	-	-
	End1: (M) MM   End2: (F) FF	AB-DC03ML- DCFL-QE ⑩	-	AB-DM03ML- DMFL-QC ⑩*

**STRAIGHT-TO-RIGHT ANGLE**, Overmolded Double-Ended Cable Assembly, Push Lock, IP68 (Mated)  
 ⑩ Cable Length: (A05) 0.5M, (001) 1M ~ (099) 99M<sup>1)</sup> | Connector / Contact Gender: (M) MM, (F) FF, (B) FM, (H) MF

	End1: (H) MF   End2: (B) FM	-	AB-DC03HL- DCBR-QE ⑩	-
	End1: (M) MM   End2: (F) FF	AB-DC03ML- DCFR-QE ⑩	-	AB-DM03ML- DMFR-QC ⑩*
	End1: (M) MM   End2: (B) FM	AB-DC03ML- DCBR-QE ⑩	-	-

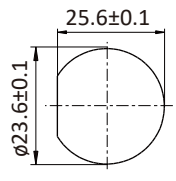
No of Contacts	3		
Rated Voltage (AC/DC)	300V		
Nominal Current	20A	50A	
Plastic / Metal	Plastic		Plastic
Pin Assignment	MM	MF	MM
<b>MM</b> : Male Connector Male Contact <b>MF</b> : Male Connector Female Contact			

Field Serviceable/Installable, **STRAIGHT**, Without Strain Relief, Push Lock, IP68 (Mated)  
 Sealing Nut Torque Value: 6 ~ 15 kgf.cm | Recommended Cable O.D.: (Red Seal) 8.0 ~ 10.0mm, (Yellow Seal) 10.0 ~ 12.0mm, (Blue Seal) 12.0 ~ 14.0mm

	Solder Type, For Power Group, Packing: Connector With Contacts	All Seals	DC-03B <b>MMG</b> - QL8APP *	DC-03B <b>MF G</b> - QL8APP *	DM-03B <b>MMG</b> - QL8APP *
		8.0 ~ 10.0mm Red Seal	DC-03B <b>MMG</b> - QL8SPP *	DC-03B <b>MF G</b> - QL8SPP *	DM-03B <b>MMG</b> - QL8SPP *
		10.0 ~ 12.0mm Yellow Seal	DC-03B <b>MMG</b> - QL8MPP *	DC-03B <b>MF G</b> - QL8MPP *	DM-03B <b>MMG</b> - QL8MPP *
		12.0 ~ 14.0mm Blue Seal	DC-03B <b>MMG</b> - QL8LPP *	DC-03B <b>MF G</b> - QL8LPP *	DM-03B <b>MMG</b> - QL8LPP *
	Screw-in Type, For Power Group, Packing: Connector With Contacts	All Seals	DC-03B <b>MMB</b> - QL8APP *	DC-03B <b>MF B</b> - QL8APP *	DM-03B <b>MMB</b> - QL8APP *
		8.0 ~ 10.0mm Red Seal	DC-03B <b>MMB</b> - QL8SPP	DC-03B <b>MF B</b> - QL8SPP	DM-03B <b>MMB</b> - QL8SPP *
		10.0 ~ 12.0mm Yellow Seal	DC-03B <b>MMB</b> - QL8MPP	DC-03B <b>MF B</b> - QL8MPP	DM-03B <b>MMB</b> - QL8MPP *
		12.0 ~ 14.0mm Blue Seal	DC-03B <b>MMB</b> - QL8LPP	DC-03B <b>MF B</b> - QL8LPP	DM-03B <b>MMB</b> - QL8LPP *
	Push-in Type, For Power Group, Packing: Connector With Contacts	All Seals	DC-03B <b>MME</b> - QL8APP *	DC-03B <b>MF E</b> - QL8APP *	DM-03B <b>MME</b> - QL8APP *
		8.0 ~ 10.0mm Red Seal	DC-03B <b>MME</b> - QL8SPP *	DC-03B <b>MF E</b> - QL8SPP *	DM-03B <b>MME</b> - QL8SPP *
		10.0 ~ 12.0mm Yellow Seal	DC-03B <b>MME</b> - QL8MPP *	DC-03B <b>MF E</b> - QL8MPP *	DM-03B <b>MME</b> - QL8MPP *
		12.0 ~ 14.0mm Blue Seal	DC-03B <b>MME</b> - QL8LPP *	DC-03B <b>MF E</b> - QL8LPP *	DM-03B <b>MME</b> - QL8LPP *
	Crimp Type, For Power Group, Packing: Connector With Contacts	All Seals	DC-03B <b>MMA</b> - QL8APP	DC-03B <b>MF A</b> - QL8APP	DM-03B <b>MMA</b> - QL8APP *
		8.0 ~ 10.0mm Red Seal	DC-03B <b>MMA</b> - QL8SPP	DC-03B <b>MF A</b> - QL8SPP	DM-03B <b>MMA</b> - QL8SPP *
		10.0 ~ 12.0mm Yellow Seal	DC-03B <b>MMA</b> - QL8MPP	DC-03B <b>MF A</b> - QL8MPP	DM-03B <b>MMA</b> - QL8MPP *
		12.0 ~ 14.0mm Blue Seal	DC-03B <b>MMA</b> - QL8LPP	DC-03B <b>MF A</b> - QL8LPP	DM-03B <b>MMA</b> - QL8LPP *
	Crimp Type, For Power Group, Packing: Connector Without Contacts	All Seals	DC-03B <b>MMA</b> - QL8ANP	DC-03B <b>MF A</b> - QL8ANP	-
		8.0 ~ 10.0mm Red Seal	DC-03B <b>MMA</b> - QL8SNP	DC-03B <b>MF A</b> - QL8SNP	-
		10.0 ~ 12.0mm Yellow Seal	DC-03B <b>MMA</b> - QL8MNP	DC-03B <b>MF A</b> - QL8MNP	-
		12.0 ~ 14.0mm Blue Seal	DC-03B <b>MMA</b> - QL8LNP	DC-03B <b>MF A</b> - QL8LNP	-

\*Upon Request

<sup>1)</sup> Standard Lengths: 1M, 2M, 3M, 4M, 5M and 10M. Higher MOQ Might Be Required For Non-Standard Lengths

No of Contacts	<b>Panel Cut Out</b> Circular Flange (D Cut) 	4	
Rated Voltage (AC/DC)		300V	
Nominal Current		20A	
Plastic / Metal		Plastic	
Pin Assignment		MM	MF
<b>MM</b> : Male Connector Male Contact <b>FF</b> : Female Connector Female Contact <b>MF</b> : Male Connector Female Contact <b>FM</b> : Female Connector Male Contact			

Receptacle, Circular Flange, **FRONT** Fastened Nut, Push Lock, IP68 (Unmated)  
 Nut Torque Value: 10 ~ 12 kgf.cm | Recommended Panel Thickness: (with cap) max. 2.6mm, (without cap) max. 3.6mm

	Solder Type (For Power Group)	DC-04 <b>PMMS</b> -QC800P	DC-04 <b>PMFS</b> -QC800P*
	180° PCB Type (For Power Group)	DC-04 <b>PMMP</b> -QC800P*	DC-04 <b>PMFP</b> -QC800P*

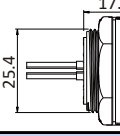
Receptacle, Circular Flange, **REAR** Fastened Nut, Push Lock, IP68 (Unmated)  
 Nut Torque Value: 10 ~ 12 kgf.cm | Recommended Panel Thickness: (with cap) max. 2.6mm, (without cap) max. 3.6mm

	Solder Type (For Power Group)	DC-04 <b>RMMS</b> -QC800P*	DC-04 <b>RMFS</b> -QC800P*
---	----------------------------------	----------------------------	----------------------------

Receptacle With Wires, Circular Flange, **FRONT** Fastened Nut, Push Lock, IP68 (Unmated)  
 ⑪ Wire Length: (10) 100mm ~ (50) 500mm<sup>1)</sup> | Nut Torque Value: 4 ~ 6 kgf.cm | Recommended Panel Thickness: (with cap) max. 3.0mm, (without cap) max. 4.0mm

	UL1015, PVC Jacket	DC-04 <b>PMMS</b> -QC8B ⑪*	DC-04 <b>PMFS</b> -QC8B ⑪*
--	--------------------	----------------------------	----------------------------

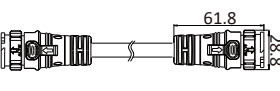
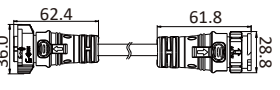
Receptacle With Wires, Circular Flange, **REAR** Fastened Nut, Push Lock, IP68 (Unmated)  
 ⑪ Wire Length: (10) 100mm ~ (50) 500mm<sup>1)</sup> | Nut Torque Value: 4 ~ 6 kgf.cm | Recommended Panel Thickness: (with cap) max. 3.0mm, (without cap) max. 4.0mm

	UL1015, PVC Jacket	DC-04 <b>RMMS</b> -QC8B ⑪*	DC-04 <b>RMFS</b> -QC8B ⑪*
---	--------------------	----------------------------	----------------------------

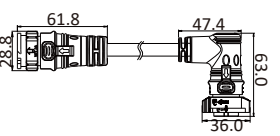
**STRAIGHT**, Overmolded Cable Assembly, Free Cable End, With Strain Relief, Push Lock, IP68 (Mated)  
 ⑪ Cable Length: (01) 1M ~ (99) 99M<sup>1)</sup>


	UL SJTW, PVC Jacket (For Power Group)	DC-04 <b>AMMM</b> -QL8E ⑪	DC-04 <b>AMFM</b> -QL8E ⑪*
---	--	---------------------------	----------------------------

**STRAIGHT-TO-STRAIGHT**, Overmolded Double-Ended Cable Assembly, IP68 (Mated)  
 ⑩ Cable Length: (A05) 0.5M, (001) 1M ~ (099) 99M<sup>1)</sup> | Connector / Contact Gender: **(M)** MM, **(F)** FF, **(B)** FM, **(H)** MF

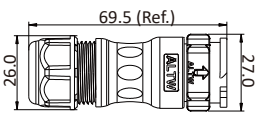
	End1: <b>(H)</b> MF   End2: <b>(H)</b> MF	-	AB-DC04 <b>HL</b> -DCHL-QE ⑩*
	End1: <b>(M)</b> MM   End2: <b>(H)</b> MF	AB-DC04 <b>ML</b> -DCHL-QE ⑩*	-
	End1: <b>(M)</b> MM   End2: <b>(M)</b> MM	AB-DC04 <b>ML</b> -DCML-QE ⑩*	-
	End1: <b>(H)</b> MF   End2: <b>(B)</b> FM	-	AB-DC04 <b>HL</b> -DCBL-QE ⑩*
	End1: <b>(M)</b> MM   End2: <b>(B)</b> FM	AB-DC04 <b>ML</b> -DCBL-QE ⑩*	-
	End1: <b>(M)</b> MM   End2: <b>(F)</b> FF	AB-DC04 <b>ML</b> -DCFL-QE ⑩*	-

**STRAIGHT-TO-RIGHT ANGLE**, Overmolded Double-Ended Cable Assembly, Push Lock, IP68 (Mated)  
 ⑩ Cable Length: (A05) 0.5M, (001) 1M ~ (099) 99M<sup>1)</sup> | Connector / Contact Gender: **(M)** MM, **(F)** FF, **(B)** FM, **(H)** MF

	End1: <b>(H)</b> MF   End2: <b>(B)</b> FM	-	AB-DC04 <b>HL</b> -DCBR-QE ⑩*
	End1: <b>(M)</b> MM   End2: <b>(F)</b> FF	AB-DC04 <b>ML</b> -DCFR-QE ⑩*	-
	End1: <b>(M)</b> MM   End2: <b>(B)</b> FM	AB-DC04 <b>ML</b> -DCBR-QE ⑩*	-

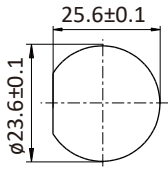
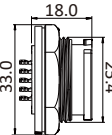
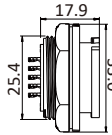
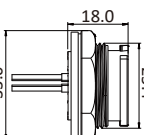
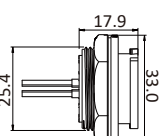
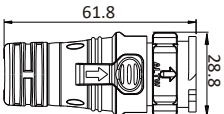
No of Contacts	4	
Rated Voltage (AC/DC)	300V	
Nominal Current	20A	
Plastic / Metal	Plastic	
Pin Assignment	MM	MF
<b>MM</b> : Male Connector Male Contact <b>MF</b> : Male Connector Female Contact		


Field Serviceable/Installable, **STRAIGHT**, Without Strain Relief, Push Lock, IP68 (Mated)  
 Sealing Nut Torque Value: 6 ~ 15 kgf.cm | Recommended Cable O.D.: (Red Seal) 8.0 ~ 10.0mm, (Yellow Seal) 10.0 ~ 12.0mm, (Blue Seal) 12.0 ~ 14.0mm

	Solder Type, For Power Group, Packing: Connector With Contacts	All Seals	DC-04B <b>MMG</b> -QL8APP *	DC-04B <b>MF G</b> -QL8APP *
		8.0 ~ 10.0mm Red Seal	DC-04B <b>MMG</b> -QL8SPP *	DC-04B <b>MF G</b> -QL8SPP *
		10.0 ~ 12.0mm Yellow Seal	DC-04B <b>MMG</b> -QL8MPP *	DC-04B <b>MF G</b> -QL8MPP *
		12.0 ~ 14.0mm Blue Seal	DC-04B <b>MMG</b> -QL8LPP *	DC-04B <b>MF G</b> -QL8LPP *
	Screw-in Type, For Power Group, Packing: Connector With Contacts	All Seals	DC-04B <b>MMB</b> -QL8APP	DC-04B <b>MF B</b> -QL8APP
		8.0 ~ 10.0mm Red Seal	DC-04B <b>MMB</b> -QL8SPP	DC-04B <b>MF B</b> -QL8SPP
		10.0 ~ 12.0mm Yellow Seal	DC-04B <b>MMB</b> -QL8MPP	DC-04B <b>MF B</b> -QL8MPP
		12.0 ~ 14.0mm Blue Seal	DC-04B <b>MMB</b> -QL8LPP	DC-04B <b>MF B</b> -QL8LPP
	Push-in Type, For Power Group, Packing: Connector With Contacts	All Seals	DC-04B <b>MM E</b> -QL8APP *	DC-04B <b>MF E</b> -QL8APP *
		8.0 ~ 10.0mm Red Seal	DC-04B <b>MM E</b> -QL8SPP *	DC-04B <b>MF E</b> -QL8SPP *
		10.0 ~ 12.0mm Yellow Seal	DC-04B <b>MM E</b> -QL8MPP *	DC-04B <b>MF E</b> -QL8MPP *
		12.0 ~ 14.0mm Blue Seal	DC-04B <b>MM E</b> -QL8LPP *	DC-04B <b>MF E</b> -QL8LPP *
	Crimp Type, For Power Group, Packing: Connector With Contacts	All Seals	DC-04B <b>MM A</b> -QL8APP *	DC-04B <b>MF A</b> -QL8APP *
		8.0 ~ 10.0mm Red Seal	DC-04B <b>MM A</b> -QL8SPP *	DC-04B <b>MF A</b> -QL8SPP *
		10.0 ~ 12.0mm Yellow Seal	DC-04B <b>MM A</b> -QL8MPP *	DC-04B <b>MF A</b> -QL8MPP *
		12.0 ~ 14.0mm Blue Seal	DC-04B <b>MM A</b> -QL8LPP *	DC-04B <b>MF A</b> -QL8LPP *
	Crimp Type, For Power Group, Packing: Connector Without Contacts	All Seals	DC-04B <b>MM A</b> -QL8ANP *	DC-04B <b>MF A</b> -QL8ANP *
		8.0 ~ 10.0mm Red Seal	DC-04B <b>MM A</b> -QL8SNP *	DC-04B <b>MF A</b> -QL8SNP *
		10.0 ~ 12.0mm Yellow Seal	DC-04B <b>MM A</b> -QL8MNP *	DC-04B <b>MF A</b> -QL8MNP *
		12.0 ~ 14.0mm Blue Seal	DC-04B <b>MM A</b> -QL8LNP *	DC-04B <b>MF A</b> -QL8LNP *

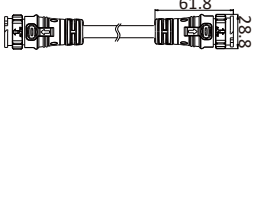
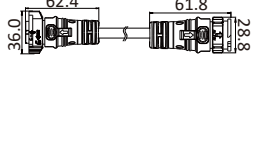
\*Upon Request

<sup>1)</sup> Standard Lengths: 1M, 2M, 3M, 4M, 5M and 10M. Higher MOQ Might Be Required For Non-Standard Lengths

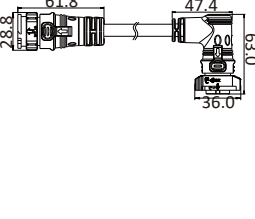
No of Contacts	<b>Panel Cut Out</b> Circular Flange (D Cut) 	4 (3+1)			
Rated Voltage (AC/DC)		300V			
Nominal Current		20A+5A			
Plastic / Metal		Plastic		Metal	
Pin Assignment <b>MM</b> : Male Connector Male Contact <b>MF</b> : Male Connector Female Contact		MM	MF	MM	MF
Receptacle, Circular Flange, <b>FRONT</b> Fastened Nut, Push Lock, IP68 (Unmated) Nut Torque Value: 10 ~ 12 kgf.cm   Recommended Panel Thickness: (with cap) max. 2.6mm, (without cap) max. 3.6mm					
	Solder Type (For Hybrid Group)	DCD-04P <b>MM</b> S- QC8001 *	DCD-04P <b>MF</b> S- QC8001 *	DSCD-04P <b>MM</b> S- QC8001 *	DSCD-04P <b>MF</b> S- QC8001 *
	180° PCB Type (For Hybrid Group)	DCD-04P <b>MM</b> P- QC8001 *	DCD-04P <b>MF</b> P- QC8001 *	DSCD-04P <b>MM</b> P- QC8001 *	DSCD-04P <b>MF</b> P- QC8001 *
Receptacle, Circular Flange, <b>REAR</b> Fastened Nut, Push Lock, IP68 (Unmated) Nut Torque Value: 10 ~ 12 kgf.cm   Recommended Panel Thickness: (with cap) max. 2.6mm, (without cap) max. 3.6mm					
	Solder Type (For Data Group)	DCD-04R <b>MM</b> S- QC8001 *	DCD-04R <b>MF</b> S- QC8001 *	DSCD-04R <b>MM</b> S- QC8001 *	DSCD-04R <b>MF</b> S- QC8001 *
Receptacle With Wires, Circular Flange, <b>FRONT</b> Fastened Nut, Push Lock, IP68 (Unmated) ⑪ Wire Length: (10) 100mm ~ (50) 500mm <sup>1)</sup>   Nut Torque Value: 4 ~ 6 kgf.cm   Recommended Panel Thickness: (with cap) max. 3.0mm, (without cap) max. 4.0mm					
	UL1015 + UL1430, PVC+XL-PVC Jacket	DCD-04P <b>MM</b> S- QC8C ⑪ *	DCD-04P <b>MF</b> S- QC8C ⑪ *	DSCD-04P <b>MM</b> S- QC8C ⑪ *	DSCD-04P <b>MF</b> S- QC8C ⑪ *
Receptacle With Wires, Circular Flange, <b>REAR</b> Fastened Nut, Push Lock, IP68 (Unmated) ⑪ Wire Length: (10) 100mm ~ (50) 500mm <sup>1)</sup>   Nut Torque Value: 4 ~ 6 kgf.cm   Recommended Panel Thickness: (with cap) max. 3.0mm, (without cap) max. 4.0mm					
	UL1015 + UL1430, PVC+XL-PVC Jacket	DCD-04R <b>MM</b> S- QC8C ⑪ *	DCD-04R <b>MF</b> S- QC8C ⑪ *	DSCD-04R <b>MM</b> S- QC8C ⑪ *	DSCD-04R <b>MF</b> S- QC8C ⑪ *
<b>STRAIGHT</b> , Overmolded Cable Assembly, Free Cable End, With Strain Relief, Push Lock, IP68 (Mated) ⑪ Cable Length: (01) 1M ~ (99) 99M <sup>1)</sup>					
	UL2517, PVC Jacket (For Hybrid Group)	DCD-04A <b>MM</b> M- QL8C ⑪ *	DCD-04A <b>MF</b> M- QL8C ⑪ *	DSCD-04A <b>MM</b> M- QL8C ⑪ *	DSCD-04A <b>MF</b> M- QL8C ⑪ *

No of Contacts	4 (3+1)	
Rated Voltage (AC/DC)	300V	
Nominal Current	20A+5A	
Plastic / Metal	Plastic	Metal
Pin Assignment <b>MM</b> : Male Connector Male Contact <b>FF</b> : Female Connector Female Contact <b>MF</b> : Male Connector Female Contact <b>FM</b> : Female Connector Male Contact <b>M+F</b> : Male PWR + Female GND, <b>F+M</b> : Female PWR + Male GND		

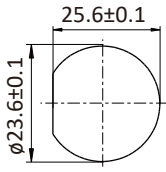

**STRAIGHT-TO-STRAIGHT, Overmolded Double-Ended Cable Assembly, IP68 (Mated)**  
 10 Cable Length: (A05) 0.5M, (001) 1M ~ (099) 99M <sup>1)</sup> | Connector / Contact Gender: **(M)** MM, **(F)** FF, **(B)** FM, **(H)** MF, **(W)** F/F+M, **(X)** F/M+F, **(U)** M/F+M, **(V)** M/M+F

	End1: <b>(H)</b> MF   End2: <b>(H)</b> MF	-	AB-DCD04 HL-DCD HL-QC 10 *	-	AB-DSCD04 HL-DSCD HL-QC 10 *
	End1: <b>(M)</b> MM   End2: <b>(H)</b> MF	AB-DCD04 ML-DCD HL-QC 10 *	-	AB-DSCD04 ML-DSCD HL-QC 10 *	-
	End1: <b>(M)</b> MM   End2: <b>(M)</b> MM	AB-DCD04 ML-DCD ML-QC 10 *	-	AB-DSCD04 ML-DSCD ML-QC 10 *	-
	End1: <b>(V)</b> M/M+F   End2: <b>(V)</b> M/M+F	-	AB-DCD04 VL-DCD VL-QC 10 *	-	AB-DSCD04 VL-DSCD VL-QC 10 *
	End1: <b>(V)</b> M/M+F   End2: <b>(U)</b> M/M+F	-	AB-DCD04 VL-DCD UL-QC 10 *	-	AB-DSCD04 VL-DSCD UL-QC 10 *
	End1: <b>(U)</b> M/F+M   End2: <b>(U)</b> M/F+M	AB-DCD04 UL-DCD UL-QC 10 *	-	AB-DSCD04 UL-DSCD UL-QC 10 *	-
	End1: <b>(U)</b> M/F+M   End2: <b>(X)</b> F/M+F	AB-DCD04 UL-DCD XL-QC 10 *	-	AB-DSCD04 UL-DSCD XL-QC 10 *	-
	End1: <b>(H)</b> MF   End2: <b>(B)</b> FM	-	AB-DCD04 HL-DCD BL-QC 10 *	-	AB-DSCD04 HL-DSCD BL-QC 10 *
	End1: <b>(M)</b> MM   End2: <b>(B)</b> FM	AB-DCD04 ML-DCD BL-QC 10 *	-	AB-DSCD04 ML-DSCD BL-QC 10 *	-
	End1: <b>(M)</b> MM   End2: <b>(B)</b> FM	AB-DCD04 ML-DCD FL-QC 10 *	-	AB-DSCD04 ML-DSCD FL-QC 10 *	-
	End1: <b>(V)</b> M/M+F   End2: <b>(W)</b> F/F+M	-	AB-DCD04 VL-DCD WL-QC 10 *	-	AB-DSCD04 VL-DSCD WL-QC 10 *
	End1: <b>(V)</b> M/M+F   End2: <b>(X)</b> F/M+F	-	AB-DCD04 VL-DCD XL-QC 10 *	-	AB-DSCD04 VL-DSCD XL-QC 10 *

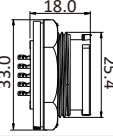
**STRAIGHT-TO-RIGHT ANGLE, Overmolded Double-Ended Cable Assembly, Push Lock, IP68 (Mated)**  
 10 Cable Length: (A05) 0.5M, (001) 1M ~ (099) 99M <sup>1)</sup> | Connector / Contact Gender: **(M)** MM, **(F)** FF, **(B)** FM, **(H)** MF, **(W)** F/F+M, **(X)** F/M+F, **(U)** M/F+M, **(V)** M/M+F

	End1: <b>(H)</b> MF   End2: <b>(B)</b> FM	-	AB-DCD04 HL-DCD B R-QC 10 *	-	AB-DSCD04 HL-DSCD BR-QC 10 *
	End1: <b>(M)</b> MM   End2: <b>(F)</b> FF	AB-DCD04 ML-DCD FR-QC 10 *	-	AB-DSCD04 ML-DSCD BR-QC 10 *	-
	End1: <b>(M)</b> MM   End2: <b>(B)</b> FM	AB-DCD04 ML-DCD BR-QC 10 *	-	AB-DSCD04 ML-DSCD FR-QC 10 *	-
	End1: <b>(U)</b> M/F+M   End2: <b>(X)</b> F/M+F	AB-DCD04 UL-DCD XR-QC 10 *	-	AB-DSCD04 UL-DSCD XR-QC 10 *	-
	End1: <b>(V)</b> M/M+F   End2: <b>(W)</b> F/F+M	-	AB-DCD04 VL-DCD WR-QC 10 *	-	AB-DSCD04 VL-DSCD WR-QC 10 *
	End1: <b>(V)</b> M/M+F   End2: <b>(X)</b> F/M+F	AB-DCD04 VL-DCD XR-QC 10 *	AB-DCD04 VL-DCD XR-QC 10 *	AB-DSCD04 VL-DSCD XR-QC 10 *	AB-DSCD04 VL-DSCD XR-QC 10 *

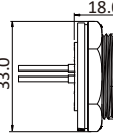
**\*Upon Request**  
<sup>1)</sup> Standard Lengths: 1M, 2M, 3M, 4M, 5M and 10M. Higher MOQ Might Be Required For Non-Standard Lengths

No of Contacts	<b>Panel Cut Out</b> Circular Flange (D Cut) 	4 (3+1)	
Rated Voltage (AC/DC)		300V	
Nominal Current		50A+5A	
Plastic / Metal		Plastic	Metal
Pin Assignment		MM	MM
Pin Assignment <b>MM:</b> Male Connector Male Contact <b>FF:</b> Female Connector Female Contact			

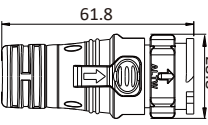
Receptacle, Circular Flange, **FRONT** Fastened Nut, Push Lock, IP68 (Unmated)  
 Nut Torque Value: 10 ~ 12 kgf.cm | Recommended Panel Thickness: (with cap) max. 2.6mm, (without cap) max. 3.6mm

	Crimp Type (For Power / Hybrid Group)	DMD-04PMMC-QC8001*	DSMD-04PMMC-QC8001*
	180° PCB Type (For Hybrid Group)	DMD-04PMMP-QC8001*	DSMD-04PMMP-QC8001*

Receptacle With Wires, Circular Flange, **FRONT** Fastened Nut, Push Lock, IP68 (Unmated)  
 ① Wire Length: (10) 100mm ~ (50) 500mm<sup>1)</sup> | Nut Torque Value: 4 ~ 6 kgf.cm | Recommended Panel Thickness: (with cap) max. 3.0mm, (without cap) max. 4.0mm

	UL1015 + UL1430, PVC+XL-PVC Jacket	DMD-04PMMC-QC8C <sup>①</sup> *	DSMD-04PMMC-QC8C <sup>①</sup> *
--	------------------------------------	--------------------------------	---------------------------------

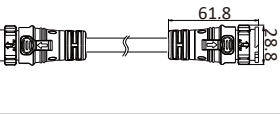
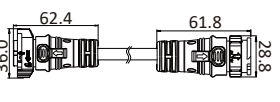
**STRAIGHT**, Overmolded Cable Assembly, Free Cable End, With Strain Relief, Push Lock, IP68 (Mated)  
 ① Cable Length: (01) 1M ~ (99) 99M<sup>1)</sup>

	UL21996, PVC Jacket (For Hybrid Group)	DMD-04BMMM-QL8F <sup>①</sup> *	DSMD-04BMMM-QL8F <sup>①</sup> *
	UL2517, PVC Jacket (For Power / Hybrid Group)	DMD-04BMMM-QL8C <sup>①</sup> *	DSMD-04BMMM-QL8C <sup>①</sup> *

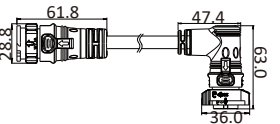
Field Serviceable/Installable, **STRAIGHT**, Without Strain Relief, Push Lock, IP68 (Mated)  
 Sealing Nut Torque Value: 6 ~ 15 kgf.cm | Recommended Cable O.D.: (Red Seal) 8.0 ~ 10.0mm, (Yellow Seal) 10.0 ~ 12.0mm, (Blue Seal) 12.0 ~ 14.0mm

	Crimp Type, For Power Group, Packing: Connector With Contacts	All Seals	DMD-04BMMMA-QL8APP*	DSMD-04BMMMA-QL8APP*
		8.0 ~ 10.0mm Red Seal	DMD-04BMMMA-QL8SPP*	DSMD-04BMMMA-QL8SPP*
		10.0 ~ 12.0mm Yellow Seal	DMD-04BMMMA-QL8MPP*	DSMD-04BMMMA-QL8MPP*
		12.0 ~ 14.0mm Blue Seal	DMD-04BMMMA-QL8LPP*	DSMD-04BMMMA-QL8LPP*

**STRAIGHT-TO-STRAIGHT**, Overmolded Double-Ended Cable Assembly, IP68 (Mated)  
 ⑩ Cable Length: (A05) 0.5M, (001) 1M ~ (099) 99M<sup>1)</sup> | Connector / Contact Gender: **(M)** MM, **(F)** FF

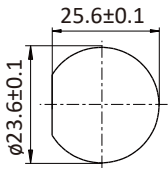
	End1: <b>(M)</b> MM   End2: <b>(M)</b> MM	AB-DMD04ML-DMDML-QC <sup>⑩</sup> *	AB-DSMD04ML-DSMDML-QC <sup>⑩</sup> *
	End1: <b>(M)</b> MM   End2: <b>(F)</b> FF	AB-DMD04ML-DMDFL-QC <sup>⑩</sup> *	AB-DSMD04ML-DSMDFL-QC <sup>⑩</sup> *

**STRAIGHT-TO-RIGHT ANGLE**, Overmolded Double-Ended Cable Assembly, Push Lock, IP68 (Mated)  
 ⑩ Cable Length: (A05) 0.5M, (001) 1M ~ (099) 99M<sup>1)</sup> | Connector / Contact Gender: **(M)** MM, **(F)** FF

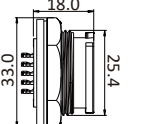
	End1: <b>(M)</b> MM   End2: <b>(F)</b> FF	AB-DMD04ML-DMDFR-QC <sup>⑩</sup> *	AB-DSMD04ML-DSMDFR-QC <sup>⑩</sup> *
--	---	------------------------------------	--------------------------------------

\*Upon Request

<sup>1)</sup> Standard Lengths: 1M, 2M, 3M, 4M, 5M and 10M. Higher MOQ Might Be Required For Non-Standard Lengths

No of Contacts	<b>Panel Cut Out</b> Circular Flange (D Cut) 	5	
Rated Voltage (AC/DC)		300V	
Nominal Current		20A	
Plastic / Metal		Plastic	
Pin Assignment		MM	MF
MM : Male Connector Male Contact FF : Female Connector Female Contact MF : Male Connector Female Contact FM : Female Connector Male Contact			

Receptacle, Circular Flange, **FRONT** Fastened Nut, Push Lock, IP68 (Unmated)  
 Nut Torque Value: 10 ~ 12 kgf.cm | Recommended Panel Thickness: (with cap) max. 2.6mm, (without cap) max. 3.6mm

	Solder Type (For Power Group)	DC-05P <b>MM</b> S-QC800P	DC-05P <b>MF</b> S-QC800P
	180° PCB Type (For Power Group)	DC-05P <b>MM</b> P-QC800P *	DC-05P <b>MF</b> P-QC800P *

Receptacle, Circular Flange, **REAR** Fastened Nut, Push Lock, IP68 (Unmated)  
 Nut Torque Value: 10 ~ 12 kgf.cm | Recommended Panel Thickness: (with cap) max. 2.6mm, (without cap) max. 3.6mm

	Solder Type (For Power Group)	DC-05R <b>MM</b> S-QC800P	DC-05R <b>MF</b> S-QC800P
--	----------------------------------	---------------------------	---------------------------

Receptacle With Wires, Circular Flange, **FRONT** Fastened Nut, Push Lock, IP68 (Unmated)  
 ① Wire Length: (10) 100mm ~ (50) 500mm<sup>1)</sup> | Nut Torque Value: 4 ~ 6 kgf.cm | Recommended Panel Thickness: (with cap) max. 3.0mm, (without cap) max. 4.0mm

	UL1015, PVC Jacket	DC-05P <b>MM</b> S-QC8B ⑪ *	DC-05P <b>MF</b> S-QC8B ⑪ *
---	--------------------	-----------------------------	-----------------------------

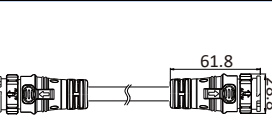
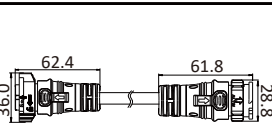
Receptacle With Wires, Circular Flange, **REAR** Fastened Nut, Push Lock, IP68 (Unmated)  
 ① Wire Length: (10) 100mm ~ (50) 500mm<sup>1)</sup> | Nut Torque Value: 4 ~ 6 kgf.cm | Recommended Panel Thickness: (with cap) max. 3.0mm, (without cap) max. 4.0mm

	UL1015, PVC Jacket	DC-05R <b>MM</b> S-QC8B ⑪ *	DC-05R <b>MF</b> S-QC8B ⑪ *
--	--------------------	-----------------------------	-----------------------------

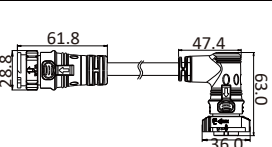
**STRAIGHT**, Overmolded Cable Assembly, Free Cable End, With Strain Relief, Push Lock, IP68 (Mated)  
 ① Cable Length: (01) 1M ~ (99) 99M<sup>1)</sup>


	UL SJTW, PVC Jacket (For Power Group)	DC-05A <b>MM</b> M-QL8E ⑪	DC-05A <b>MF</b> M-QL8E ⑪ *
--	--	---------------------------	-----------------------------

**STRAIGHT-TO-STRAIGHT**, Overmolded Double-Ended Cable Assembly, IP68 (Mated)  
 ⑩ Cable Length: (A05) 0.5M, (001) 1M ~ (099) 99M<sup>1)</sup> | Connector / Contact Gender: (M) MM, (F) FF, (B) FM, (H) MF

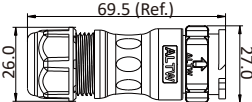
	End1: (H) MF   End2: (H) MF	-	AB-DC05 <b>HL</b> -D <b>CHL</b> -QE ⑩
	End1: (M) MM   End2: (H) MF	AB-DC05 <b>ML</b> -D <b>CHL</b> -QE ⑩	-
	End1: (M) MM   End2: (M) MM	AB-DC05 <b>ML</b> -D <b>CML</b> -QE ⑩	-
	End1: (H) MF   End2: (B) FM	-	AB-DC05 <b>HL</b> -D <b>CBL</b> -QE ⑩
	End1: (M) MM   End2: (B) FM	AB-DC05 <b>ML</b> -D <b>CBL</b> -QE ⑩	-
	End1: (M) MM   End2: (F) FF	AB-DC05 <b>ML</b> -D <b>CFL</b> -QE ⑩	-

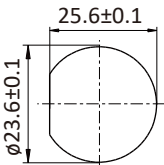

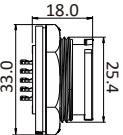
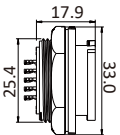
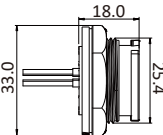
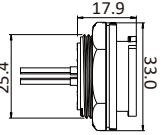
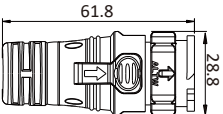
**STRAIGHT-TO-RIGHT ANGLE**, Overmolded Double-Ended Cable Assembly, Push Lock, IP68 (Mated)  
 ⑩ Cable Length: (A05) 0.5M, (001) 1M ~ (099) 99M<sup>1)</sup> | Connector / Contact Gender: (M) MM, (F) FF, (B) FM, (H) MF

	End1: (H) MF   End2: (B) FM	-	AB-DC05 <b>HL</b> -D <b>CBR</b> -QE ⑩
	End1: (M) MM   End2: (F) FF	AB-DC05 <b>ML</b> -D <b>CFR</b> -QE ⑩	-
	End1: (M) MM   End2: (B) FM	AB-DC05 <b>ML</b> -D <b>CBR</b> -QE ⑩	-

No of Contacts	5	
Rated Voltage (AC/DC)	300V	
Nominal Current	20A	
Plastic / Metal	Plastic	
Pin Assignment	MM	MF
<b>MM</b> : Male Connector Male Contact <b>MF</b> : Male Connector Female Contact		

Field Serviceable/Installable, **STRAIGHT**, Without Strain Relief, Push Lock, IP68 (Mated)  
 Sealing Nut Torque Value: 6 ~ 15 kgf.cm | Recommended Cable O.D.: (Red Seal) 8.0 ~ 10.0mm, (Yellow Seal) 10.0 ~ 12.0mm, (Blue Seal) 12.0 ~ 14.0mm

	Solder Type, For Power Group, Packing: Connector With Contacts	All Seals	DC-05B <b>MMG</b> -QL8APP *	DC-05B <b>MF G</b> -QL8APP *
		8.0 ~ 10.0mm Red Seal	DC-05B <b>MMG</b> -QL8SPP *	DC-05B <b>MF G</b> -QL8SPP *
		10.0 ~ 12.0mm Yellow Seal	DC-05B <b>MMG</b> -QL8MPP *	DC-05B <b>MF G</b> -QL8MPP *
		12.0 ~ 14.0mm Blue Seal	DC-05B <b>MMG</b> -QL8LPP *	DC-05B <b>MF G</b> -QL8LPP *
	Screw-in Type, For Power Group, Packing: Connector With Contacts	All Seals	DC-05B <b>MMB</b> -QL8APP	DC-05B <b>MF B</b> -QL8APP
		8.0 ~ 10.0mm Red Seal	DC-05B <b>MMB</b> -QL8SPP	DC-05B <b>MF B</b> -QL8SPP
		10.0 ~ 12.0mm Yellow Seal	DC-05B <b>MMB</b> -QL8MPP	DC-05B <b>MF B</b> -QL8MPP
		12.0 ~ 14.0mm Blue Seal	DC-05B <b>MMB</b> -QL8LPP	DC-05B <b>MF B</b> -QL8LPP
	Push-in Type, For Power Group, Packing: Connector With Contacts	All Seals	DC-05B <b>MME</b> -QL8APP *	DC-05B <b>MF E</b> -QL8APP *
		8.0 ~ 10.0mm Red Seal	DC-05B <b>MME</b> -QL8SPP *	DC-52B <b>MF E</b> -QL8SPP *
		10.0 ~ 12.0mm Yellow Seal	DC-05B <b>MME</b> -QL8MPP *	DC-05B <b>MF E</b> -QL8MPP *
		12.0 ~ 14.0mm Blue Seal	DC-05B <b>MME</b> -QL8LPP *	DC-05B <b>MF E</b> -QL8LPP *
	Crimp Type, For Power Group, Packing: Connector With Contacts	All Seals	DC-05B <b>MM A</b> -QL8APP	DC-05B <b>MF A</b> -QL8APP
		8.0 ~ 10.0mm Red Seal	DC-05B <b>MM A</b> -QL8SPP	DC-05B <b>MF A</b> -QL8SPP
		10.0 ~ 12.0mm Yellow Seal	DC-05B <b>MM A</b> -QL8MPP	DC-05B <b>MF A</b> -QL8MPP
		12.0 ~ 14.0mm Blue Seal	DC-05B <b>MM A</b> -QL8LPP	DC-05B <b>MF A</b> -QL8LPP
	Crimp Type, For Power Group, Packing: Connector Without Contacts	All Seals	DC-05B <b>MM A</b> -QL8ANP	DC-05B <b>MF A</b> -QL8ANP
		8.0 ~ 10.0mm Red Seal	DC-05B <b>MM A</b> -QL8SNP	DC-05B <b>MF A</b> -QL8SNP
		10.0 ~ 12.0mm Yellow Seal	DC-05B <b>MM A</b> -QL8MNP	DC-05B <b>MF A</b> -QL8MNP
		12.0 ~ 14.0mm Blue Seal	DC-05B <b>MM A</b> -QL8LNP	DC-05B <b>MF A</b> -QL8LNP

No of Contacts	<b>Panel Cut Out</b> Circular Flange (D Cut) 	5 (3+2)			
Rated Voltage (AC/DC)		300V			
Nominal Current		20A+5A			
Plastic / Metal		Plastic		Metal	
Pin Assignment		MM	MF	MM	MF
Pin Assignment <b>MM</b> : Male Connector Male Contact <b>MF</b> : Male Connector Female Contact					
Receptacle, Circular Flange, <b>FRONT</b> Fastened Nut, Push Lock, IP68 (Unmated) Nut Torque Value: 10 ~ 12 kgf.cm   Recommended Panel Thickness: (with cap) max. 2.6mm, (without cap) max. 3.6mm					
	Solder Type (For Hybrid Group)	DCD-05P <b>MMS</b> - QC8001*	DCD-05P <b>MFS</b> - QC8001*	DSCD-05P <b>MMS</b> - QC8001*	DSCD-05P <b>MFS</b> - QC8001*
	180° PCB Type (For Hybrid Group)	DCD-05P <b>MM</b> P- QC8001*	DCD-05P <b>MF</b> P- QC8001*	DSCD-05P <b>MM</b> P- QC8001*	DSCD-05P <b>MF</b> P- QC8001*
Receptacle, Circular Flange, <b>REAR</b> Fastened Nut, Push Lock, IP68 (Unmated) Nut Torque Value: 10 ~ 12 kgf.cm   Recommended Panel Thickness: (with cap) max. 2.6mm, (without cap) max. 3.6mm					
	Solder Type (For Hybrid Group)	DCD-05R <b>MMS</b> - QC8001	DCD-05R <b>MFS</b> - QC8001	DSCD-05R <b>MMS</b> - QC8001*	DSCD-05R <b>MFS</b> - QC8001*
Receptacle With Wires, Circular Flange, <b>FRONT</b> Fastened Nut, Push Lock, IP68 (Unmated) ① Wire Length: (10) 100mm ~ (50) 500mm <sup>1)</sup>   Nut Torque Value: 4 ~ 6 kgf.cm   Recommended Panel Thickness: (with cap) max. 3.0mm, (without cap) max. 4.0mm					
	UL1015 + UL1430, PVC+XL-PVC Jacket	DCD-05P <b>MMS</b> - QC8C ①*	DCD-05P <b>MFS</b> - QC8C ①*	DSCD-05P <b>MMS</b> - QC8C ①*	DSCD-05P <b>MFS</b> - QC8C ①*
Receptacle With Wires, Circular Flange, <b>REAR</b> Fastened Nut, Push Lock, IP68 (Unmated) ① Wire Length: (10) 100mm ~ (50) 500mm <sup>1)</sup>   Nut Torque Value: 4 ~ 6 kgf.cm   Recommended Panel Thickness: (with cap) max. 3.0mm, (without cap) max. 4.0mm					
	UL1015 + UL1430, PVC+XL-PVC Jacket	DCD-05R <b>MMS</b> - QC8C ①*	DCD-05R <b>MFS</b> - QC8C ①*	DSCD-05R <b>MMS</b> - QC8C ①*	DSCD-05R <b>MFS</b> - QC8C ①*
<b>STRAIGHT</b> , Overmolded Cable Assembly, Free Cable End, With Strain Relief, Push Lock, IP68 (Mated) ① Cable Length: (01) 1M ~ (99) 99M <sup>1)</sup>					
	UL2517, PVC Jacket (For Hybrid Group)	DCD-05A <b>MM</b> M- QL8C ①*	DCD-05A <b>MF</b> M- QL8C ①*	DSCD-05A <b>MM</b> M- QL8C ①*	DSCD-05A <b>MF</b> M- QL8C ①*

\*Upon Request

<sup>1)</sup> Standard Lengths: 1M, 2M, 3M, 4M, 5M and 10M. Higher MOQ Might Be Required For Non-Standard Lengths

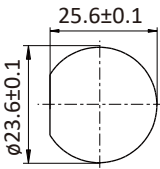

No of Contacts	5 (3+2)	
Rated Voltage (AC/DC)	300V	
Nominal Current	20A+5A	
Plastic / Metal	Plastic	Metal
Pin Assignment <b>MM</b> : Male Connector Male Contact, <b>FF</b> : Female Connector Female Contact <b>MF</b> : Male Connector Female Contact, <b>FM</b> : Female Connector Male Contact <b>M+F</b> : Male PWR + Female GND, <b>F+M</b> : Female PWR + Male GND		

**STRAIGHT-TO-STRAIGHT**, Overmolded Double-Ended Cable Assembly, IP68 (Mated)  
 10 Cable Length: (A05) 0.5M, (001) 1M ~ (099) 99M <sup>1)</sup> | Connector / Contact Gender: **(M)** MM, **(F)** FF, **(B)** FM, **(H)** MF, **(W)** F/F+M, **(X)** F/M+F, **(U)** M/F+M, **(V)** M/M+F

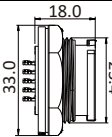
	End1: <b>(H)</b> MF   End2: <b>(H)</b> MF	-	AB-DCD05 HL-DCD HL-QC 10*	-	AB-DSCD05 HL-DSCD HL-QC 10*
	End1: <b>(M)</b> MM   End2: <b>(H)</b> MF	AB-DCD05 ML-DCD HL-QC 10*	-	AB-DSCD05 ML-DSCD HL-QC 10*	-
	End1: <b>(M)</b> MM   End2: <b>(M)</b> MM	AB-DCD05 ML-DCD ML-QC 10*	-	AB-DSCD05 ML-DSCD ML-QC 10*	-
	End1: <b>(V)</b> M/M+F   End2: <b>(V)</b> M/M+F	-	AB-DCD05 VL-DCD VL-QC 10*	-	AB-DSCD05 VL-DSCD VL-QC 10*
	End1: <b>(V)</b> M/M+F   End2: <b>(U)</b> M/F+M	-	AB-DCD05 VL-DCD UL-QC 10*	-	AB-DSCD05 VL-DSCD UL-QC 10*
	End1: <b>(U)</b> M/F+M   End2: <b>(U)</b> M/F+M	AB-DCD05 UL-DCD UL-QC 10*	-	AB-DSCD05 UL-DSCD UL-QC 10*	-
	End1: <b>(U)</b> M/F+M   End2: <b>(X)</b> F/M+F	AB-DCD05 UL-DCD XL-QC 10*	-	AB-DSCD05 UL-DSCD XL-QC 10*	-
	End1: <b>(H)</b> MF   End2: <b>(B)</b> FM	-	AB-DCD05 HL-DCD BL-QC 10*	-	AB-DSCD05 HL-DSCD BL-QC 10*
	End1: <b>(M)</b> MM   End2: <b>(B)</b> FM	AB-DCD05 ML-DCD BL-QC 10*	-	AB-DSCD05 ML-DSCD BL-QC 10*	-
	End1: <b>(M)</b> MM   End2: <b>(F)</b> FF	AB-DCD05 ML-DCD FL-QC 10*	-	AB-DSCD05 ML-DSCD FL-QC 10*	-
	End1: <b>(V)</b> M/M+F   End2: <b>(W)</b> F/F+M	-	AB-DCD05 VL-DCD WL-QC 10*	-	AB-DSCD05 VL-DSCD WL-QC 10*
	End1: <b>(V)</b> M/M+F   End2: <b>(X)</b> F/M+F	-	AB-DCD05 VL-DCD XL-QC 10*	-	AB-DSCD05 VL-DSCD XL-QC 10*

**STRAIGHT-TO-RIGHT ANGLE**, Overmolded Double-Ended Cable Assembly, Push Lock, IP68 (Mated)  
 10 Cable Length: (A05) 0.5M, (001) 1M ~ (099) 99M <sup>1)</sup> | Connector / Contact Gender: **(M)** MM, **(F)** FF, **(B)** FM, **(H)** MF, **(W)** F/F+M, **(X)** F/M+F, **(U)** M/F+M, **(V)** M/M+F

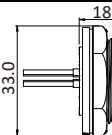
	End1: <b>(H)</b> MF   End2: <b>(B)</b> FM	-	AB-DCD05 HL-DCD BR-QC 10*	-	AB-DSCD05 HL-DSCD BR-QC 10*
	End1: <b>(M)</b> MM   End2: <b>(F)</b> FF	AB-DCD05 ML-DCD FR-QC 10*	-	AB-DSCD05 ML-DSCD BR-QC 10*	-
	End1: <b>(M)</b> MM   End2: <b>(B)</b> FM	AB-DCD05 ML-DCD BR-QC 10*	-	AB-DSCD05 ML-DSCD FR-QC 10*	-
	End1: <b>(U)</b> M/F+M   End2: <b>(X)</b> F/M+F	AB-DCD05 UL-DCD XR-QC 10*	-	AB-DSCD05 UL-DSCD XR-QC 10*	-
	End1: <b>(V)</b> M/M+F   End2: <b>(W)</b> F/F+M	-	AB-DCD05 VL-DCD WR-QC 10*	-	AB-DSCD05 VL-DSCD WR-QC 10*
	End1: <b>(V)</b> M/M+F   End2: <b>(X)</b> F/M+F	AB-DCD05 VL-DCD XR-QC 10*	AB-DCD05 VL-DCD XR-QC 10*	AB-DSCD05 VL-DSCD XR-QC 10*	AB-DSCD05 VL-DSCD XR-QC 10*

No of Contacts	<b>Panel Cut Out</b> Circular Flange (D Cut) 	5 (3+2)	
Rated Voltage (AC/DC)		300V	
Nominal Current		50A+5A	
Plastic / Metal		Plastic	Metal
Pin Assignment		MM	MM
<b>MM:</b> Male Connector Male Contact <b>FF:</b> Female Connector Female Contact			

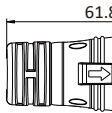
Receptacle, Circular Flange, **FRONT** Fastened Nut, Push Lock, IP68 (Unmated)  
 Nut Torque Value: 10 ~ 12 kgf.cm | Recommended Panel Thickness: (with cap) max. 2.6mm, (without cap) max. 3.6mm

	Crimp Type (For Power / Hybrid Group)	DMD-05 <b>PM</b> MC-QC8001*	DSMD-05 <b>PM</b> MC-QC8001*
	180° PCB Type (For Hybrid Group)	DMD-05 <b>PM</b> MP-QC8001*	DSMD-05 <b>PM</b> MP-QC8001*

Receptacle With Wires, Circular Flange, **FRONT** Fastened Nut, Push Lock, IP68 (Unmated)  
 ⑪ Wire Length: (10) 100mm ~ (50) 500mm<sup>1)</sup> | Nut Torque Value: 4 ~ 6 kgf.cm | Recommended Panel Thickness: (with cap) max. 3.0mm, (without cap) max. 4.0mm

	UL1015 + UL1430, PVC+XL-PVC Jacket	DMD-05 <b>PM</b> MC-QC8C⑪*	DSMD-05 <b>PM</b> MC-QC8C⑪*
--	------------------------------------	----------------------------	-----------------------------



**STRAIGHT**, Overmolded Cable Assembly, Free Cable End, With Strain Relief, Push Lock, IP68 (Mated)  
 ⑪ Cable Length: (01) 1M ~ (99) 99M<sup>1)</sup>

	UL21996, PVC Jacket (For Hybrid Group)	DMD-05 <b>B</b> MMM-QL8F⑪*	DSMD-05 <b>B</b> MMM-QL8F⑪*
	UL2517, PVC Jacket (For Power / Hybrid Group)	DMD-05 <b>B</b> MMM-QL8C⑪*	DSMD-05 <b>B</b> MMM-QL8C⑪*

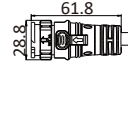
Field Serviceable/Installable, **STRAIGHT**, Without Strain Relief, Push Lock, IP68 (Mated)  
 Sealing Nut Torque Value: 6 ~ 15 kgf.cm | Recommended Cable O.D.: (Red Seal) 8.0 ~ 10.0mm, (Yellow Seal) 10.0 ~ 12.0mm, (Blue Seal) 12.0 ~ 14.0mm

	Crimp Type, For Power Group, Packing: Connector With Contacts	All Seals	DMD-05 <b>B</b> MMA-QL8APP*	DSMD-05 <b>B</b> MMA-QL8APP*
		8.0 ~ 10.0mm Red Seal	DMD-05 <b>B</b> MMA-QL8SPP*	DSMD-05 <b>B</b> MMA-QL8SPP*
		10.0 ~ 12.0mm Yellow Seal	DMD-05 <b>B</b> MMA-QL8MPP*	DSMD-05 <b>B</b> MMA-QL8MPP*
		12.0 ~ 14.0mm Blue Seal	DMD-05 <b>B</b> MMA-QL8LPP*	DSMD-05 <b>B</b> MMA-QL8LPP*

**STRAIGHT-TO-STRAIGHT**, Overmolded Double-Ended Cable Assembly, IP68 (Mated)  
 ⑩ Cable Length: (A05) 0.5M, (001) 1M ~ (099) 99M<sup>1)</sup> | Connector / Contact Gender: **(M)** MM, **(F)** FF

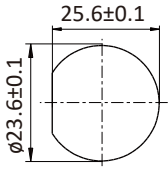

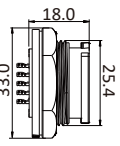
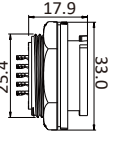
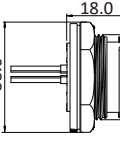
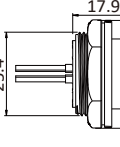
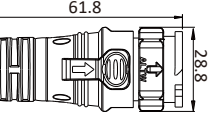
	End1: <b>(M)</b> MM   End2: <b>(M)</b> MM	AB-DMD05 <b>M</b> L-DMD <b>M</b> L-QC⑩*	AB-DSMD05 <b>M</b> L-DSMD <b>M</b> L-QC⑩*
	End1: <b>(M)</b> MM   End2: <b>(F)</b> FF	AB-DMD05 <b>M</b> L-DMD <b>F</b> L-QC⑩*	AB-DSMD05 <b>M</b> L-DSMD <b>F</b> L-QC⑩*


**STRAIGHT-TO-RIGHT ANGLE**, Overmolded Double-Ended Cable Assembly, Push Lock, IP68 (Mated)  
 ⑩ Cable Length: (A05) 0.5M, (001) 1M ~ (099) 99M<sup>1)</sup> | Connector / Contact Gender: **(M)** MM, **(F)** FF

	End1: <b>(M)</b> MM   End2: <b>(F)</b> FF	AB-DMD05 <b>M</b> L-DMD <b>F</b> R-QC⑩*	AB-DSMD05 <b>M</b> L-DSMD <b>F</b> R-QC⑩*
--	---	---	---

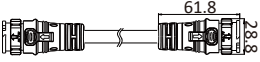
\*Upon Request

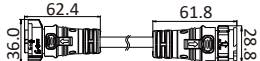
<sup>1)</sup> Standard Lengths: 1M, 2M, 3M, 4M, 5M and 10M. Higher MOQ Might Be Required For Non-Standard Lengths

No of Contacts	<b>Panel Cut Out</b> Circular Flange (D Cut) 	6 (3+3)			
Rated Voltage (AC/DC)		300V			
Nominal Current		20A+5A			
Plastic / Metal		Plastic		Metal	
Pin Assignment		MM	MF	MM	MF
Pin Assignment <b>MM</b> : Male Connector Male Contact <b>MF</b> : Male Connector Female Contact 					
Receptacle, Circular Flange, <b>FRONT</b> Fastened Nut, Push Lock, IP68 (Unmated) Nut Torque Value: 10 ~ 12 kgf.cm   Recommended Panel Thickness: (with cap) max. 2.6mm, (without cap) max. 3.6mm					
	Solder Type (For Hybrid Group)	DCD-06P <b>MMS</b> - QC8001	DCD-06P <b>MFS</b> - QC8001	DSCD-06P <b>MMS</b> - QC8001*	DSCD-06P <b>MFS</b> - QC8001*
	180° PCB Type (For Hybrid Group)	DCD-06P <b>MM</b> P- QC8001*	DCD-06P <b>MF</b> P- QC8001*	DSCD-06P <b>MM</b> P- QC8001*	DSCD-06P <b>MF</b> P- QC8001*
Receptacle, Circular Flange, <b>REAR</b> Fastened Nut, Push Lock, IP68 (Unmated) Nut Torque Value: 10 ~ 12 kgf.cm   Recommended Panel Thickness: (with cap) max. 2.6mm, (without cap) max. 3.6mm					
	Solder Type (For Hybrid Group)	DCD-06R <b>MMS</b> - QC8001*	DCD-06R <b>MFS</b> - QC8001*	DSCD-06R <b>MMS</b> - QC8001*	DSCD-06R <b>MFS</b> - QC8001*
Receptacle With Wires, Circular Flange, <b>FRONT</b> Fastened Nut, Push Lock, IP68 (Unmated) ① Wire Length: (10) 100mm ~ (50) 500mm <sup>1)</sup>   Nut Torque Value: 4 ~ 6 kgf.cm   Recommended Panel Thickness: (with cap) max. 3.0mm, (without cap) max. 4.0mm					
	UL1015 + UL1430, PVC+XL-PVC Jacket	DCD-06P <b>MMS</b> - QC8C ①*	DCD-06P <b>MFS</b> - QC8C ①*	DSCD-06P <b>MMS</b> - QC8C ①*	DSCD-06P <b>MFS</b> - QC8C ①*
Receptacle With Wires, Circular Flange, <b>REAR</b> Fastened Nut, Push Lock, IP68 (Unmated) ① Wire Length: (10) 100mm ~ (50) 500mm <sup>1)</sup>   Nut Torque Value: 4 ~ 6 kgf.cm   Recommended Panel Thickness: (with cap) max. 3.0mm, (without cap) max. 4.0mm					
	UL1015 + UL1430, PVC+XL-PVC Jacket	DCD-06R <b>MMS</b> - QC8C ①*	DCD-06R <b>MFS</b> - QC8C ①*	DSCD-06R <b>MMS</b> - QC8C ①*	DSCD-06R <b>MFS</b> - QC8C ①*
<b>STRAIGHT</b> , Overmolded Cable Assembly, Free Cable End, With Strain Relief, Push Lock, IP68 (Mated) ① Cable Length: (01) 1M ~ (99) 99M <sup>1)</sup>					
	UL2517, PVC Jacket (For Hybrid Group)	DCD-06A <b>MM</b> M- QL8C ①	DCD-06A <b>MF</b> M- QL8C ①	DSCD-06A <b>MM</b> M- QL8C ①*	DSCD-06A <b>MF</b> M- QL8C ①*

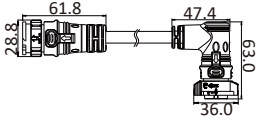
No of Contacts	6 (3+3)	
Rated Voltage (AC/DC)	300V	
Nominal Current	20A+5A	
Plastic / Metal	Plastic	Metal
Pin Assignment		
<b>MM</b> : Male Connector Male Contact <b>FF</b> : Female Connector Female Contact <b>MF</b> : Male Connector Female Contact <b>FM</b> : Female Connector Male Contact <b>M+F</b> : Male PWR + Female GND, <b>F+M</b> : Female PWR + Male GND		

**STRAIGHT-TO-STRAIGHT, Overmolded Double-Ended Cable Assembly, IP68 (Mated)**  
 10 Cable Length: (A05) 0.5M, (001) 1M ~ (099) 99M <sup>1)</sup> | Connector / Contact Gender: (M) MM, (F) FF, (B) FM, (H) MF, (W) F/F+M, (X) F/M+F, (U) M/F+M, (V) M/M+F

	End1: (H) MF   End2: (H) MF	-	AB-DCD06HL-DCD HL-QC 10*	-	AB-DSCD06HL-DSCD HL-QC 10*
	End1: (M) MM   End2: (H) MF	AB-DCD06ML-DCD HL-QC 10*	-	AB-DSCD06ML-DSCD HL-QC 10*	-
	End1: (M) MM   End2: (M) MM	AB-DCD06ML-DCD ML-QC 10*	-	AB-DSCD06ML-DSCD ML-QC 10*	-
	End1: (V) M/M+F   End2: (V) M/M+F	-	AB-DCD06VL-DCD VL-QC 10*	-	AB-DSCD06VL-DSCD VL-QC 10*
	End1: (V) M/M+F   End2: (U) M/F+M	-	AB-DCD06VL-DCD UL-QC 10*	-	AB-DSCD06VL-DSCD UL-QC 10*
	End1: (U) M/F+M   End2: (U) M/F+M	AB-DCD06UL-DCD UL-QC 10*	-	AB-DSCD06UL-DSCD UL-QC 10*	-
	End1: (U) M/F+M   End2: (X) F/M+F	AB-DCD06UL-DCD XL-QC 10*	-	AB-DSCD06UL-DSCD XL-QC 10*	-

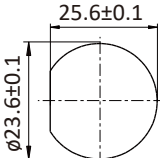

	End1: (H) MF   End2: (B) FM	-	AB-DCD06HL-DCD BL-QC 10*	-	AB-DSCD06HL-DSCD BL-QC 10*
	End1: (M) MM   End2: (B) FM	AB-DCD06ML-DCD BL-QC 10*	-	AB-DSCD06ML-DSCD BL-QC 10*	-
	End1: (M) MM   End2: (F) FF	AB-DCD06ML-DCD FL-QC 10*	-	AB-DSCD06ML-DSCD FL-QC 10*	-
	End1: (V) M/M+F   End2: (W) F/F+M	-	AB-DCD06VL-DCD WL-QC 10*	-	AB-DSCD06VL-DSCD WL-QC 10*
	End1: (V) M/M+F   End2: (X) F/M+FV	-	AB-DCD06VL-DCD XL-QC 10*	-	AB-DSCD06VL-DSCD XL-QC 10*

**STRAIGHT-TO-RIGHT ANGLE, Overmolded Double-Ended Cable Assembly, Push Lock, IP68 (Mated)**  
 10 Cable Length: (A05) 0.5M, (001) 1M ~ (099) 99M <sup>1)</sup> | Connector / Contact Gender: (M) MM, (F) FF, (B) FM, (H) MF, (W) F/F+M, (X) F/M+F, (U) M/F+M, (V) M/M+F

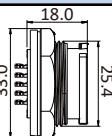
	End1: (H) MF   End2: (B) FM	-	AB-DCD06HL-DCD BR-QC 10*	-	AB-DSCD06HL-DSCD BR-QC 10*
	End1: (M) MM   End2: (F) FF	AB-DCD06ML-DCD FR-QC 10*	-	AB-DSCD06ML-DSCD BR-QC 10*	-
	End1: (M) MM   End2: (B) FM	AB-DCD06ML-DCD BR-QC 10*	-	AB-DSCD06ML-DSCD FR-QC 10*	-
	End1: (U) M/F+M   End2: (X) F/M+F	AB-DCD06UL-DCD XR-QC 10*	-	AB-DSCD06UL-DSCD XR-QC 10*	-
	End1: (V) M/M+F   End2: (W) F/F+M	-	AB-DCD06VL-DCD WR-QC 10*	-	AB-DSCD06VL-DSCD WR-QC 10*
	End1: (V) M/M+F   End2: (X) F/M+F	AB-DCD06VL-DCD XR-QC 10*	AB-DCD06VL-DCD XR-QC 10*	AB-DSCD06VL-DSCD XR-QC 10*	AB-DSCD06VL-DSCD XR-QC 10*

\*Upon Request

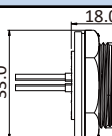
<sup>1)</sup> Standard Lengths: 1M, 2M, 3M, 4M, 5M and 10M. Higher MOQ Might Be Required For Non-Standard Lengths

No of Contacts	<b>Panel Cut Out</b> Circular Flange (D Cut) 	6 (3+3)	
Rated Voltage (AC/DC)		300V	
Nominal Current		50A+5A	
Plastic / Metal		Plastic	Metal
Pin Assignment		MM	MM
<b>MM:</b> Male Connector Male Contact <b>FF:</b> Female Connector Female Contact			
			

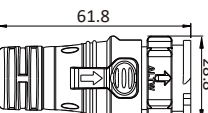
Receptacle, Circular Flange, **FRONT** Fastened Nut, Push Lock, IP68 (Unmated)  
 Nut Torque Value: 10 ~ 12 kgf.cm | Recommended Panel Thickness: (with cap) max. 2.6mm, (without cap) max. 3.6mm

	Crimp Type (For Power / Hybrid Group)	DMD-06PMMC-QC8001*	DSMD-06PMMC-QC8001*
	180° PCB Type (For Hybrid Group)	DMD-06PMMP-QC8001*	DSMD-06PMMP-QC8001*

Receptacle With Wires, Circular Flange, **FRONT** Fastened Nut, Push Lock, IP68 (Unmated)  
 ⑪ Wire Length: (10) 100mm ~ (50) 500mm<sup>1)</sup> | Nut Torque Value: 4 ~ 6 kgf.cm | Recommended Panel Thickness: (with cap) max. 3.0mm, (without cap) max. 4.0mm

	UL1015 + UL1430, PVC+XL-PVC Jacket	DMD-06PMMC-QC8C⑪*	DSMD-06PMMC-QC8C⑪*
---	------------------------------------	-------------------	--------------------

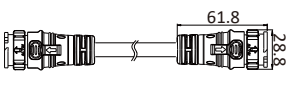
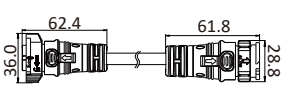
**STRAIGHT**, Overmolded Cable Assembly, Free Cable End, With Strain Relief, Push Lock, IP68 (Mated)  
 ⑪ Cable Length: (01) 1M ~ (99) 99M<sup>1)</sup>

	UL21996, PVC Jacket (For Hybrid Group)	DMD-06BMMM-QL8F⑪*	DSMD-06BMMM-QL8F⑪*
	UL2517, PVC Jacket (For Power / Hybrid Group)	DMD-06BMMM-QL8C⑪*	DSMD-06BMMM-QL8C⑪*

Field Serviceable/Installable, **STRAIGHT**, Without Strain Relief, Push Lock, IP68 (Mated)  
 Sealing Nut Torque Value: 6 ~ 15 kgf.cm | Recommended Cable O.D.: (Red Seal) 8.0 ~ 10.0mm, (Yellow Seal) 10.0 ~ 12.0mm, (Blue Seal) 12.0 ~ 14.0mm

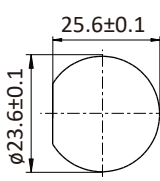

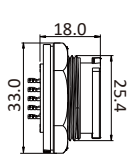
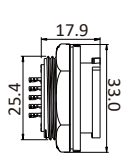
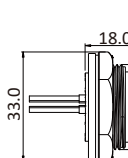
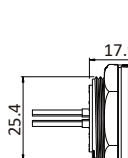
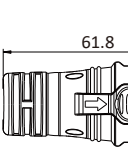
	Crimp Type, For Power Group, Packing: Connector With Contacts	All Seals	DMD-06BMMM-QL8APP*	DSMD-06BMMM-QL8APP*
		8.0 ~ 10.0mm Red Seal	DMD-06BMMM-QL8SPP*	DSMD-06BMMM-QL8SPP*
		10.0 ~ 12.0mm Yellow Seal	DMD-06BMMM-QL8MPP*	DSMD-06BMMM-QL8MPP*
		12.0 ~ 14.0mm Blue Seal	DMD-06BMMM-QL8LPP*	DSMD-06BMMM-QL8LPP*

**STRAIGHT-TO-STRAIGHT**, Overmolded Double-Ended Cable Assembly, IP68 (Mated)  
 ⑩ Cable Length: (A05) 0.5M, (001) 1M ~ (099) 99M<sup>1)</sup> | Connector / Contact Gender: **(M)** MM, **(F)** FF

	End1: <b>(M)</b> MM   End2: <b>(M)</b> MM	AB-DMD06ML-DMDML-QC⑩*	AB-DSMD06ML-DSMDML-QC⑩*
	End1: <b>(M)</b> MM   End2: <b>(F)</b> FF	AB-DMD06ML-DMDFL-QC⑩*	AB-DSMD06ML-DSMDFL-QC⑩*


**STRAIGHT-TO-RIGHT ANGLE**, Overmolded Double-Ended Cable Assembly, Push Lock, IP68 (Mated)  
 ⑩ Cable Length: (A05) 0.5M, (001) 1M ~ (099) 99M<sup>1)</sup> | Connector / Contact Gender: **(M)** MM, **(F)** FF

	End1: <b>(M)</b> MM   End2: <b>(F)</b> FF	AB-DMD06ML-DMDFR-QC⑩*	AB-DSMD06ML-DSMDFR-QC⑩*
--	---	-----------------------	-------------------------

No of Contacts	<b>Panel Cut Out</b> Circular Flange (D Cut) 	7 (3+4)			
Rated Voltage (AC/DC)		300V			
Nominal Current		20A+5A			
Plastic / Metal		Plastic		Metal	
Pin Assignment		MM	MF	MM	MF
Pin Assignment <b>MM</b> : Male Connector Male Contact <b>MF</b> : Male Connector Female Contact 					
Receptacle, Circular Flange, <b>FRONT</b> Fastened Nut, Push Lock, IP68 (Unmated) Nut Torque Value: 10 ~ 12 kgf.cm   Recommended Panel Thickness: (with cap) max. 2.6mm, (without cap) max. 3.6mm					
	Solder Type (For Hybrid Group)	DCD-07P <b>MM</b> S- QC8001 *	DCD-07P <b>MF</b> S- QC8001 *	DSCD-07P <b>MM</b> S- QC8001 *	DSCD-07P <b>MF</b> S- QC8001 *
	180° PCB Type (For Hybrid Group)	DCD-07P <b>MM</b> P- QC8001 *	DCD-07P <b>MF</b> P- QC8001 *	DSCD-07P <b>MM</b> P- QC8001 *	DSCD-07P <b>MF</b> P- QC8001 *
Receptacle, Circular Flange, <b>REAR</b> Fastened Nut, Push Lock, IP68 (Unmated) Nut Torque Value: 10 ~ 12 kgf.cm   Recommended Panel Thickness: (with cap) max. 2.6mm, (without cap) max. 3.6mm					
	Solder Type (For Hybrid Group)	DCD-07R <b>MM</b> S- QC8001 *	DCD-07R <b>MF</b> S- QC8001 *	DSCD-07R <b>MM</b> S- QC8001 *	DSCD-07R <b>MF</b> S- QC8001 *
Receptacle With Wires, Circular Flange, <b>FRONT</b> Fastened Nut, Push Lock, IP68 (Unmated) ⑪ Wire Length: (10) 100mm ~ (50) 500mm <sup>1)</sup>   Nut Torque Value: 4 ~ 6 kgf.cm   Recommended Panel Thickness: (with cap) max. 3.0mm, (without cap) max. 4.0mm					
	UL1015 + UL1430, PVC+XL-PVC Jacket	DCD-07P <b>MM</b> S- QC8C ⑪ *	DCD-07P <b>MF</b> S- QC8C ⑪ *	DSCD-07P <b>MM</b> S- QC8C ⑪ *	DSCD-07P <b>MF</b> S- QC8C ⑪ *
Receptacle With Wires, Circular Flange, <b>REAR</b> Fastened Nut, Push Lock, IP68 (Unmated) ⑪ Wire Length: (10) 100mm ~ (50) 500mm <sup>1)</sup>   Nut Torque Value: 4 ~ 6 kgf.cm   Recommended Panel Thickness: (with cap) max. 3.0mm, (without cap) max. 4.0mm					
	UL1015 + UL1430, PVC+XL-PVC Jacket	DCD-07R <b>MM</b> S- QC8C ⑪ *	DCD-07R <b>MF</b> S- QC8C ⑪ *	DSCD-07R <b>MM</b> S- QC8C ⑪ *	DSCD-07R <b>MF</b> S- QC8C ⑪ *
<b>STRAIGHT</b> , Overmolded Cable Assembly, Free Cable End, With Strain Relief, Push Lock, IP68 (Mated) ⑪ Cable Length: (01) 1M ~ (99) 99M <sup>1)</sup>					
	UL21996, PVC Jacket (For Hybrid Group)	DCD-07A <b>MM</b> M- QL8F ⑪ *	DCD-07A <b>MF</b> M- QL8F ⑪ *	DSD-07A <b>MM</b> M- QL8F ⑪ *	DSD-07A <b>MF</b> M- QL8F ⑪ *

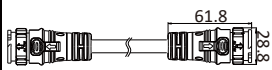
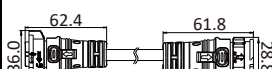
\*Upon Request

<sup>1)</sup> Standard Lengths: 1M, 2M, 3M, 4M, 5M and 10M. Higher MOQ Might Be Required For Non-Standard Lengths

No of Contacts	7 (3+4)	
Rated Voltage (AC/DC)	300V	
Nominal Current	20A+5A	
Plastic / Metal	Plastic	Metal
Pin Assignment <b>MM</b> : Male Connector Male Contact <b>FF</b> : Female Connector Female Contact <b>MF</b> : Male Connector Female Contact <b>FM</b> : Female Connector Male Contact <b>M+F</b> : Male PWR + Female GND <b>F+M</b> : Female PWR + Male GND		

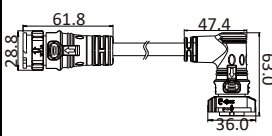
**STRAIGHT-TO-STRAIGHT**, Overmolded Double-Ended Cable Assembly, IP68 (Mated)

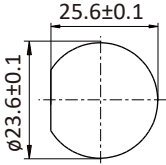

**10** Cable Length: (A05) 0.5M, (001) 1M ~ (099) 99M <sup>1)</sup> | Connector / Contact Gender: **(M)** MM, **(F)** FF, **(B)** FM, **(H)** MF, **(W)** F/F+M, **(X)** F/M+F, **(U)** M/F+M, **(V)** M/M+F

	End1: <b>(H)</b> MF   End2: <b>(H)</b> MF	-	AB-DCD07HL-DCD HL-QF <b>10</b> *	-	AB-DSCD07HL-DSCD HL-QF <b>10</b> *
	End1: <b>(M)</b> MM   End2: <b>(H)</b> MF	AB-DCD07ML-DCD HL-QF <b>10</b> *	-	AB-DSCD07ML-DSCD HL-QF <b>10</b> *	-
	End1: <b>(M)</b> MM   End2: <b>(M)</b> MM	AB-DCD07ML-DCD ML-QF <b>10</b> *	-	AB-DSCD07ML-DSCD ML-QF <b>10</b> *	-
	End1: <b>(V)</b> M/M+F   End2: <b>(V)</b> M/M+F	-	AB-DCD07VL-DCD VL-QF <b>10</b> *	-	AB-DSCD07VL-DSCD VL-QF <b>10</b> *
	End1: <b>(V)</b> M/M+F   End2: <b>(U)</b> M/F+M	-	AB-DCD07VL-DCD UL-QF <b>10</b> *	-	AB-DSCD07VL-DSCD UL-QF <b>10</b> *
	End1: <b>(U)</b> M/F+M   End2: <b>(U)</b> M/F+M	AB-DCD07UL-DCD UL-QF <b>10</b> *	-	AB-DSCD07UL-DSCD UL-QC <b>10</b> *	-
	End1: <b>(U)</b> M/F+M   End2: <b>(X)</b> F/M+F	AB-DCD07UL-DCD XL-QF <b>10</b> *	-	AB-DSCD07UL-DSCD XL-QC <b>10</b> *	-
	End1: <b>(H)</b> MF   End2: <b>(B)</b> FM	-	AB-DCD07HL-DCD BL-QF <b>10</b> *	-	AB-DSCD07HL-DSCD BL-QF <b>10</b> *
	End1: <b>(M)</b> MM   End2: <b>(B)</b> FM	AB-DCD07ML-DCD BL-QF <b>10</b> *	-	AB-DSCD07ML-DSCD BL-QF <b>10</b> *	-
	End1: <b>(M)</b> MM   End2: <b>(F)</b> FF	AB-DCD07ML-DCD FL-QF <b>10</b> *	-	AB-DSCD07ML-DSCD FL-QF <b>10</b> *	-
	End1: <b>(V)</b> M/M+F   End2: <b>(W)</b> F/F+M	-	AB-DCD07VL-DCD WL-QF <b>10</b> *	-	AB-DSCD07VL-DSCD WL-QF <b>10</b> *
	End1: <b>(V)</b> M/M+F   End2: <b>(X)</b> F/M+F	-	AB-DCD07VL-DCD XL-QF <b>10</b> *	-	AB-DSCD07VL-DSCD XL-QF <b>10</b> *

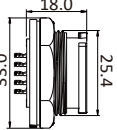
**STRAIGHT-TO-RIGHT ANGLE**, Overmolded Double-Ended Cable Assembly, Push Lock, IP68 (Mated)

**10** Cable Length: (A05) 0.5M, (001) 1M ~ (099) 99M <sup>1)</sup> | Connector / Contact Gender: **(M)** MM, **(F)** FF, **(B)** FM, **(H)** MF, **(W)** F/F+M, **(X)** F/M+F, **(U)** M/F+M, **(V)** M/M+F

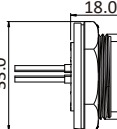
	End1: <b>(H)</b> MF   End2: <b>(B)</b> FM	-	AB-DCD07HL-DCD BR-QF <b>10</b> *	-	AB-DSCD07HL-DSCD BR-QF <b>10</b> *
	End1: <b>(M)</b> MM   End2: <b>(F)</b> FF	AB-DCD07ML-DCD FR-QF <b>10</b> *	-	AB-DSCD07ML-DSCD BR-QF <b>10</b> *	-
	End1: <b>(M)</b> MM   End2: <b>(B)</b> FM	AB-DCD07ML-DCD BR-QF <b>10</b> *	-	AB-DSCD07ML-DSCD FR-QF <b>10</b> *	-
	End1: <b>(U)</b> M/F+M   End2: <b>(X)</b> F/M+F	AB-DCD07UL-DCD XR-QF <b>10</b> *	-	AB-DSCD07UL-DSCD XR-QC <b>10</b> *	-
	End1: <b>(V)</b> M/M+F   End2: <b>(W)</b> F/F+M	-	AB-DCD07VL-DCD WR-QF <b>10</b> *	-	AB-DSCD07VL-DSCD WR-QF <b>10</b> *
	End1: <b>(V)</b> M/M+F   End2: <b>(X)</b> F/M+F	AB-DCD07VL-DCD XR-QF <b>10</b> *	AB-DCD07VL-DCD XR-QF <b>10</b> *	AB-DSCD07VL-DSCD XR-QC <b>10</b> *	AB-DSCD07VL-DSCD XR-QF <b>10</b> *

No of Contacts	<b>Panel Cut Out</b> Circular Flange (D Cut) 	7 (3+4)	
Rated Voltage (AC/DC)		300V	
Nominal Current		50A+5A	
Plastic / Metal		Plastic	Metal
Pin Assignment		MM	MM
<b>MM: Male Connector Male Contact</b> <b>FF: Female Connector Female Contact</b>			

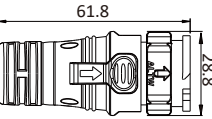
Receptacle, Circular Flange, **FRONT** Fastened Nut, Push Lock, IP68 (Unmated)  
 Nut Torque Value: 10 ~ 12 kgf.cm | Recommended Panel Thickness: (with cap) max. 2.6mm, (without cap) max. 3.6mm

	Crimp Type (For Power / Hybrid Group)	DMD-07PMMC-QC8001*	DSMD-07PMMC-QC8001*
	180° PCB Type (For Hybrid Group)	DMD-07PMMP-QC8001*	DSMD-07PMMP-QC8001*

Receptacle With Wires, Circular Flange, **FRONT** Fastened Nut, Push Lock, IP68 (Unmated)  
 ⑪ Wire Length: (10) 100mm ~ (50) 500mm<sup>1)</sup> | Nut Torque Value: 4 ~ 6 kgf.cm | Recommended Panel Thickness: (with cap) max. 3.0mm, (without cap) max. 4.0mm

	UL1015 + UL1430, PVC+XL-PVC Jacket	DMD-07PMMC-QC8C <sup>⑪</sup> *	DSMD-07PMMC-QC8C <sup>⑪</sup> *
--	------------------------------------	--------------------------------	---------------------------------

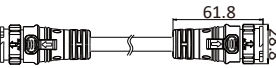
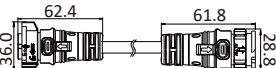
**STRAIGHT**, Overmolded Cable Assembly, Free Cable End, With Strain Relief, Push Lock, IP68 (Mated)  
 ⑪ Cable Length: (01) 1M ~ (99) 99M<sup>1)</sup>

	UL21996, PVC Jacket (For Hybrid Group)	DMD-07BMMM-QL8F <sup>⑪</sup> *	DSMD-07BMMM-QL8F <sup>⑪</sup> *
	UL2517, PVC Jacket (For Power / Hybrid Group)	DMD-07BMMM-QL8C <sup>⑪</sup> *	DSMD-07BMMM-QL8C <sup>⑪</sup> *

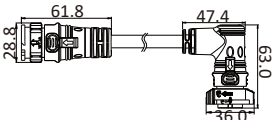
Field Serviceable/Installable, **STRAIGHT**, Without Strain Relief, Push Lock, IP68 (Mated)  
 Sealing Nut Torque Value: 6 ~ 15 kgf.cm | Recommended Cable O.D.: (Red Seal) 8.0 ~ 10.0mm, (Yellow Seal) 10.0 ~ 12.0mm, (Blue Seal) 12.0 ~ 14.0mm

	Crimp Type, For Power Group, Packing: Connector With Contacts	All Seals	DMD-07BMMMA-QL8APP*	DSMD-07BMMMA-QL8APP*
		8.0 ~ 10.0mm Red Seal	DMD-07BMMMA-QL8SPP*	DSMD-07BMMMA-QL8SPP*
		10.0 ~ 12.0mm Yellow Seal	DMD-07BMMMA-QL8MPP*	DSMD-07BMMMA-QL8MPP*
		12.0 ~ 14.0mm Blue Seal	DMD-07BMMMA-QL8LPP*	DSMD-07BMMMA-QL8LPP*

**STRAIGHT-TO-STRAIGHT**, Overmolded Double-Ended Cable Assembly, IP68 (Mated)  
 ⑩ Cable Length: (A05) 0.5M, (001) 1M ~ (099) 99M<sup>1)</sup> | Connector / Contact Gender: (M) MM, (F) FF

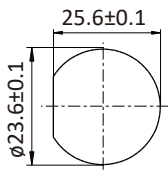

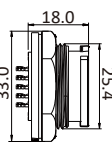
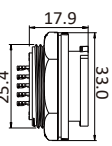
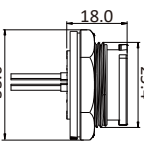
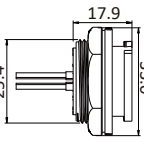
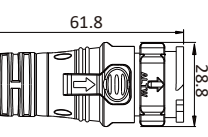
	End1: (M) MM   End2: (M) MM	AB-DMD07ML-DMDML-QC <sup>⑩</sup> *	AB-DSMD07ML-DSMDML-QC <sup>⑩</sup> *
	End1: (M) MM   End2: (F) FF	AB-DMD07ML-DMDFL-QC <sup>⑩</sup> *	AB-DSMD07ML-DSMDFL-QC <sup>⑩</sup> *

**STRAIGHT-TO-RIGHT ANGLE**, Overmolded Double-Ended Cable Assembly, Push Lock, IP68 (Mated)  
 ⑩ Cable Length: (A05) 0.5M, (001) 1M ~ (099) 99M<sup>1)</sup> | Connector / Contact Gender: (M) MM, (F) FF

	End1: (M) MM   End2: (F) FF	AB-DMD07ML-DMDFR-QC <sup>⑩</sup> *	AB-DSMD07ML-DSMDFR-QC <sup>⑩</sup> *
--	-----------------------------	------------------------------------	--------------------------------------

\*Upon Request

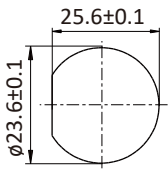

<sup>1)</sup> Standard Lengths: 1M, 2M, 3M, 4M, 5M and 10M. Higher MOQ Might Be Required For Non-Standard Lengths

No of Contacts	<b>Panel Cut Out</b> Circular Flange (D Cut) 	8 (3+5)			
Rated Voltage (AC/DC)		300V			
Nominal Current		20A+5A			
Plastic / Metal		Plastic		Metal	
Pin Assignment MM : Male Connector Male Contact MF : Male Connector Female Contact		MM	MF	MM	MF
					
Receptacle, Circular Flange, <b>FRONT</b> Fastened Nut, Push Lock, IP68 (Unmated) Nut Torque Value: 10 ~ 12 kgf.cm   Recommended Panel Thickness: (with cap) max. 2.6mm, (without cap) max. 3.6mm					
	Solder Type (For Hybrid Group)	DCD-08P <b>MMS</b> - QC8001 *	DCD-08P <b>MFS</b> - QC8001 *	DSCD-08P <b>MMS</b> - QC8001 *	DSCD-08P <b>MFS</b> - QC8001 *
	180° PCB Type (For Hybrid Group)	DCD-08P <b>MM</b> P- QC8001 *	DCD-08P <b>MF</b> P- QC8001 *	DSCD-08P <b>MM</b> P- QC8001 *	DSCD-08P <b>MF</b> P- QC8001 *
Receptacle, Circular Flange, <b>REAR</b> Fastened Nut, Push Lock, IP68 (Unmated) Nut Torque Value: 10 ~ 12 kgf.cm   Recommended Panel Thickness: (with cap) max. 2.6mm, (without cap) max. 3.6mm					
	Solder Type (For Hybrid Group)	DCD-08R <b>MMS</b> - QC8001 *	DCD-08R <b>MFS</b> - QC8001 *	DSCD-08R <b>MMS</b> - QC8001 *	DSCD-08R <b>MFS</b> - QC8001 *
Receptacle With Wires, Circular Flange, <b>FRONT</b> Fastened Nut, Push Lock, IP68 (Unmated) ① Wire Length: (10) 100mm ~ (50) 500mm <sup>1)</sup>   Nut Torque Value: 4 ~ 6 kgf.cm   Recommended Panel Thickness: (with cap) max. 3.0mm, (without cap) max. 4.0mm					
	UL1015 + UL1430, PVC+XL-PVC Jacket	DCD-08P <b>MMS</b> - QC8C ① *	DCD-08P <b>MFS</b> - QC8C ① *	DSCD-08P <b>MMS</b> - QC8C ① *	DSCD-08P <b>MFS</b> - QC8C ① *
Receptacle With Wires, Circular Flange, <b>REAR</b> Fastened Nut, Push Lock, IP68 (Unmated) ① Wire Length: (10) 100mm ~ (50) 500mm <sup>1)</sup>   Nut Torque Value: 4 ~ 6 kgf.cm   Recommended Panel Thickness: (with cap) max. 3.0mm, (without cap) max. 4.0mm					
	UL1015 + UL1430, PVC+XL-PVC Jacket	DCD-08R <b>MMS</b> - QC8C ① *	DCD-08R <b>MFS</b> - QC8C ① *	DSCD-08R <b>MMS</b> - QC8C ① *	DSCD-08R <b>MFS</b> - QC8C ① *
<b>STRAIGHT</b> , Overmolded Cable Assembly, Free Cable End, With Strain Relief, Push Lock, IP68 (Mated) ① Cable Length: (01) 1M ~ (99) 99M <sup>1)</sup>					
	UL21996, PVC Jacket (For Hybrid Group)	DCD-08A <b>MM</b> M- QL8F ① *	DCD-08A <b>MF</b> M- QL8F ① *	DSCD-08A <b>MM</b> M- QL8F ① *	DSCD-08A <b>MF</b> M- QL8F ① *

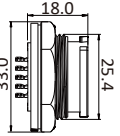
No of Contacts	8 (3+5)				
Rated Voltage (AC/DC)	300V				
Nominal Current	20A+5A				
Plastic / Metal	Plastic		Metal		
Pin Assignment MM : Male Connector Male Contact FF : Female Connector Female Contact MF : Male Connector Female Contact FM : Female Connector Male Contact M+F : Male PWR + Female GND, F+M: Female PWR + Male GND					
<b>STRAIGHT-TO-STRAIGHT, Overmolded Double-Ended Cable Assembly, IP68 (Mated)</b>					
⑩ Cable Length: (A05) 0.5M, (001) 1M ~ (099) 99M <sup>1)</sup>   Connector / Contact Gender: (M) MM, (F) FF, (B) FM, (H) MF, (W) F/F+M, (X) F/M+F, (U) M/F+M, (V) M/M+F					
	End1: (H) MF   End2: (H) MF	-	AB-DCD08HL-DCD HL-QF ⑩*	-	AB-DSCD08HL-DSCD HL-QF ⑩*
	End1: (M) MM   End2: (H) MF	AB-DCD08ML-DCD HL-QF ⑩*	-	AB-DSCD08ML-DSCD HL-QF ⑩*	-
	End1: (M) MM   End2: (M) MM	AB-DCD08ML-DCD ML-QF ⑩*	-	AB-DSCD08ML-DSCD ML-QF ⑩*	-
	End1: (V) M/M+F   End2: (V) M/M+F	-	AB-DCD08VL-DCD VL-QF ⑩*	-	AB-DSCD08VL-DSCD VL-QF ⑩*
	End1: (V) M/M+F   End2: (U) M/F+M	-	AB-DCD08VL-DCD UL-QF ⑩*	-	AB-DSCD08VL-DSCD UL-QF ⑩*
	End1: (U) M/F+M   End2: (U) M/F+M	AB-DCD08UL-DCD UL-QF ⑩*	-	AB-DSCD08UL-DSCD UL-QC ⑩*	-
	End1: (U) M/F+M   End2: (X) F/M+F	AB-DCD08UL-DCD XL-QF ⑩*	-	AB-DSCD08UL-DSCD XL-QC ⑩*	-
	End1: (H) MF   End2: (B) FM	-	AB-DCD08HL-DCD BL-QF ⑩*	-	AB-DSCD08HL-DSCD BL-QF ⑩*
	End1: (M) MM   End2: (B) FM	AB-DCD08ML-DCD BL-QF ⑩*	-	AB-DSCD08ML-DSCD BL-QF ⑩*	-
	End1: (M) MM   End2: (F) FF	AB-DCD08ML-DCD FL-QF ⑩*	-	AB-DSCD08ML-DSCD FL-QF ⑩*	-
	End1: (V) M/M+F   End2: (W) F/F+M	-	AB-DCD08VL-DCD WL-QF ⑩*	-	AB-DSCD08VL-DSCD WL-QF ⑩*
	End1: (V) M/M+F   End2: (X) F/M+F	-	AB-DCD08VL-DCD XL-QF ⑩*	-	AB-DSCD08VL-DSCD XL-QF ⑩*
<b>STRAIGHT-TO-RIGHT ANGLE, Overmolded Double-Ended Cable Assembly, Push Lock, IP68 (Mated)</b>					
⑩ Cable Length: (A05) 0.5M, (001) 1M ~ (099) 99M <sup>1)</sup>   Connector / Contact Gender: (M) MM, (F) FF, (B) FM, (H) MF, (W) F/F+M, (X) F/M+F, (U) M/F+M, (V) M/M+F					
	End1: (H) MF   End2: (B) FM	-	AB-DCD08HL-DCD BR-QF ⑩*	-	AB-DSCD08HL-DSCD BR-QF ⑩*
	End1: (M) MM   End2: (F) FF	AB-DCD08ML-DCD FR-QF ⑩*	-	AB-DSCD08ML-DSCD BR-QF ⑩*	-
	End1: (M) MM   End2: (B) FM	AB-DCD08ML-DCD BR-QF ⑩*	-	AB-DSCD08ML-DSCD FR-QF ⑩*	-
	End1: (U) M/F+M   End2: (X) F/M+F	AB-DCD08UL-DCD XR-QF ⑩*	-	AB-DSCD08UL-DSCD XR-QC ⑩*	-
	End1: (V) M/M+F   End2: (W) F/F+M	-	AB-DCD08VL-DCD WR-QF ⑩*	-	AB-DSCD08VL-DSCD WR-QF ⑩*
	End1: (V) M/M+F   End2: (X) F/M+F	AB-DCD08VL-DCD XR-QF ⑩*	AB-DCD08VL-DCD XR-QF ⑩*	AB-DSCD08VL-DSCD XR-QC ⑩*	AB-DSCD08VL-DSCD XR-QF ⑩*

\*Upon Request

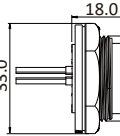
<sup>1)</sup> Standard Lengths: 1M, 2M, 3M, 4M, 5M and 10M. Higher MOQ Might Be Required For Non-Standard Lengths

No of Contacts	<b>Panel Cut Out</b> Circular Flange (D Cut) 	8 (3+5)	
Rated Voltage (AC/DC)		300V	
Nominal Current		50A+5A	
Plastic / Metal		Plastic	Metal
Pin Assignment		MM	MM
Pin Assignment <b>MM:</b> Male Connector Male Contact <b>FF:</b> Female Connector Female Contact			

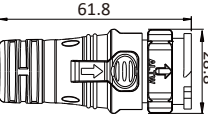
Receptacle, Circular Flange, **FRONT** Fastened Nut, Push Lock, IP68 (Unmated)  
 Nut Torque Value: 10 ~ 12 kgf.cm | Recommended Panel Thickness: (with cap) max. 2.6mm, (without cap) max. 3.6mm

	Crimp Type (For Power / Hybrid Group)	DMD-08 <b>PM</b> MC-QC8001*	DSMD-08 <b>PM</b> MC-QC8001*
	180° PCB Type (For Hybrid Group)	DMD-08 <b>PM</b> MP-QC8001*	DSMD-08 <b>PM</b> MP-QC8001*

Receptacle With Wires, Circular Flange, **FRONT** Fastened Nut, Push Lock, IP68 (Unmated)  
 ① Wire Length: (10) 100mm ~ (50) 500mm<sup>1)</sup> | Nut Torque Value: 4 ~ 6 kgf.cm | Recommended Panel Thickness: (with cap) max. 3.0mm, (without cap) max. 4.0mm

	UL1015 + UL1430, PVC+XL-PVC Jacket	DMD-08 <b>PM</b> MC-QC8C①*	DSMD-08 <b>PM</b> MC-QC8C①*
---	------------------------------------	----------------------------	-----------------------------

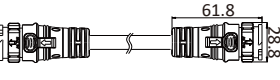
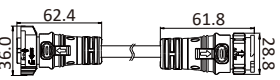
**STRAIGHT**, Overmolded Cable Assembly, Free Cable End, With Strain Relief, Push Lock, IP68 (Mated)  
 ① Cable Length: (01) 1M ~ (99) 99M<sup>1)</sup>

	UL21996, PVC Jacket (For Hybrid Group)	DMD-08 <b>B</b> MMM-QL8F①*	DSMD-08 <b>B</b> MMM-QL8F①*
	UL2517, PVC Jacket (For Power / Hybrid Group)	DMD-08 <b>B</b> MMM-QL8C①*	DSMD-08 <b>B</b> MMM-QL8C①*

Field Serviceable/Installable, **STRAIGHT**, Without Strain Relief, Push Lock, IP68 (Mated)  
 Sealing Nut Torque Value: 6 ~ 15 kgf.cm | Recommended Cable O.D.: (Red Seal) 8.0 ~ 10.0mm, (Yellow Seal) 10.0 ~ 12.0mm, (Blue Seal) 12.0 ~ 14.0mm

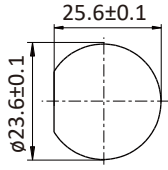
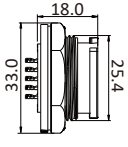
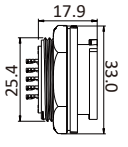
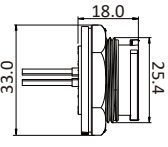
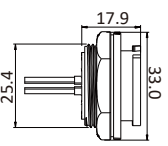
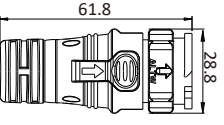
	Crimp Type, For Power Group, Packing: Connector With Contacts	All Seals	DMD-08 <b>B</b> MMA-QL8APP*	DSMD-08 <b>B</b> MMA-QL8APP*
		8.0 ~ 10.0mm Red Seal	DMD-08 <b>B</b> MMA-QL8SPP*	DSMD-08 <b>B</b> MMA-QL8SPP*
		10.0 ~ 12.0mm Yellow Seal	DMD-08 <b>B</b> MMA-QL8MPP*	DSMD-08 <b>B</b> MMA-QL8MPP*
		12.0 ~ 14.0mm Blue Seal	DMD-08 <b>B</b> MMA-QL8LPP*	DSMD-08 <b>B</b> MMA-QL8LPP*

**STRAIGHT-TO-STRAIGHT**, Overmolded Double-Ended Cable Assembly, IP68 (Mated)  
 ⑩ Cable Length: (A05) 0.5M, (001) 1M ~ (099) 99M<sup>1)</sup> | Connector / Contact Gender: **(M)** MM, **(F)** FF

	End1: <b>(M)</b> MM   End2: <b>(M)</b> MM	AB-DMD08 <b>M</b> L-DMD <b>M</b> L-QC⑩*	AB-DSMD08 <b>M</b> L-DSMD <b>M</b> L-QC⑩*
	End1: <b>(M)</b> MM   End2: <b>(F)</b> FF	AB-DMD08 <b>M</b> L-DMD <b>F</b> L-QC⑩*	AB-DSMD08 <b>M</b> L-DSMD <b>F</b> L-QC⑩*


**STRAIGHT-TO-RIGHT ANGLE**, Overmolded Double-Ended Cable Assembly, Push Lock, IP68 (Mated)  
 ⑩ Cable Length: (A05) 0.5M, (001) 1M ~ (099) 99M<sup>1)</sup> | Connector / Contact Gender: **(M)** MM, **(F)** FF

	End1: <b>(M)</b> MM   End2: <b>(F)</b> FF	AB-DMD08 <b>M</b> L-DMD <b>F</b> R-QC⑩*	AB-DSMD08 <b>M</b> L-DSMD <b>F</b> R-QC⑩*
--	---	---	---

No of Contacts	<b>Panel Cut Out</b> Circular Flange (D Cut) 	9 (3+6)			
Rated Voltage (AC/DC)		300V			
Nominal Current		20A+5A			
Plastic / Metal		Plastic		Metal	
Pin Assignment MM : Male Connector Male Contact MF : Male Connector Female Contact		MM	MF	MM	MF
Receptacle, Circular Flange, <b>FRONT</b> Fastened Nut, Push Lock, IP68 (Unmated) Nut Torque Value: 10 ~ 12 kgf.cm   Recommended Panel Thickness: (with cap) max. 2.6mm, (without cap) max. 3.6mm					
	Solder Type, (For Hybrid Group)	DCD-09P <b>MM</b> S-QC8001*	DCD-09P <b>MF</b> S-QC8001*	DSCD-09P <b>MM</b> S-QC8001*	DSCD-09P <b>MF</b> S-QC8001*
	180° PCB Type, (For Hybrid Group)	DCD-09P <b>MM</b> P-QC8001*	DCD-09P <b>MF</b> P-QC8001*	DSCD-09P <b>MM</b> P-QC8001*	DSCD-09P <b>MF</b> P-QC8001*
Receptacle, Circular Flange, <b>REAR</b> Fastened Nut, Push Lock, IP68 (Unmated) Nut Torque Value: 10 ~ 12 kgf.cm   Recommended Panel Thickness: (with cap) max. 2.6mm, (without cap) max. 3.6mm					
	Solder Type, (For Hybrid Group)	DCD-09R <b>MM</b> S-QC8001*	DCD-09R <b>MF</b> S-QC8001*	DSCD-09R <b>MM</b> S-QC8001*	DSCD-09R <b>MF</b> S-QC8001*
Receptacle With Wires, Circular Flange, <b>FRONT</b> Fastened Nut, Push Lock, IP68 (Unmated) ① Wire Length: (10) 100mm ~ (50) 500mm <sup>1)</sup>   Nut Torque Value: 4 ~ 6 kgf.cm   Recommended Panel Thickness: (with cap) max. 3.0mm, (without cap) max. 4.0mm					
	UL1015 + UL1430, PVC+XL-PVC Jacket	DCD-09P <b>MM</b> S-QC8C ①*	DCD-09P <b>MF</b> S-QC8C ①*	DSCD-09P <b>MM</b> S-QC8C ①*	DSCD-09P <b>MF</b> S-QC8C ①*
Receptacle With Wires, Circular Flange, <b>REAR</b> Fastened Nut, Push Lock, IP68 (Unmated) ① Wire Length: (10) 100mm ~ (50) 500mm <sup>1)</sup>   Nut Torque Value: 4 ~ 6 kgf.cm   Recommended Panel Thickness: (with cap) max. 3.0mm, (without cap) max. 4.0mm					
	UL1015 + UL1430, PVC+XL-PVC Jacket	DCD-09R <b>MM</b> S-QC8C ①*	DCD-09R <b>MF</b> S-QC8C ①*	DSCD-09R <b>MM</b> S-QC8C ①*	DSCD-09R <b>MF</b> S-QC8C ①*
<b>STRAIGHT</b> , Overmolded Cable Assembly, Free Cable End, With Strain Relief, Push Lock, IP68 (Mated) ① Cable Length: (01) 1M ~ (99) 99M <sup>1)</sup>					
	UL21996, PVC Jacket (For Hybrid Group)	DCD-09A <b>MM</b> M-QL8F ①*	DCD-09A <b>MF</b> M-QL8F ①*	DSCD-09A <b>MM</b> M-QL8F ①*	DSCD-09A <b>MF</b> M-QL8F ①*

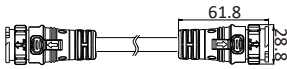
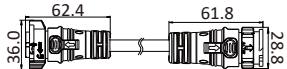
\*Upon Request

<sup>1)</sup> Standard Lengths: 1M, 2M, 3M, 4M, 5M and 10M. Higher MOQ Might Be Required For Non-Standard Lengths

No of Contacts	9 (3+6)	
Rated Voltage (AC/DC)	300V	
Nominal Current	20A+5A	
Plastic / Metal	Plastic	Metal
Pin Assignment		
<b>MM</b> : Male Connector Male Contact <b>FF</b> : Female Connector Female Contact <b>MF</b> : Male Connector Female Contact <b>FM</b> : Female Connector Male Contact <b>M+F</b> : Male PWR + Female GND <b>F+M</b> : Female PWR + Male GND		

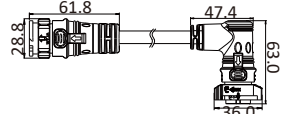
**STRAIGHT-TO-STRAIGHT, Overmolded Double-Ended Cable Assembly, IP68 (Mated)**

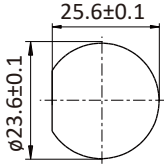

**10** Cable Length: (A05) 0.5M, (001) 1M ~ (099) 99M <sup>1)</sup> | Connector / Contact Gender: **(M)** MM, **(F)** FF, **(B)** FM, **(H)** MF **(W)** F/F+M, **(X)** F/M+F, **(U)** M/F+M, **(V)** M/M+F

	End1: <b>(H)</b> MF   End2: <b>(H)</b> MF	-	AB-DCD09 HL-DCD HL-QF <b>10</b> *	-	AB-DSCD09 HL-DSCD HL-QF <b>10</b> *
	End1: <b>(M)</b> MM   End2: <b>(H)</b> MF	AB-DCD09 ML-DCD HL-QF <b>10</b> *	-	AB-DSCD09 ML-DSCD HL-QF <b>10</b> *	-
	End1: <b>(M)</b> MM   End2: <b>(M)</b> MM	AB-DCD09 ML-DCD ML-QF <b>10</b> *	-	AB-DSCD09 ML-DSCD ML-QF <b>10</b> *	-
	End1: <b>(V)</b> M/M+F   End2: <b>(V)</b> M/M+F	-	AB-DCD09 VL-DCD VL-QF <b>10</b> *	-	AB-DSCD09 VL-DSCD VL-QF <b>10</b> *
	End1: <b>(V)</b> M/M+F   End2: <b>(U)</b> M/F+M	-	AB-DCD09 VL-DCD UL-QF <b>10</b> *	-	AB-DSCD09 VL-DSCD UL-QF <b>10</b> *
	End1: <b>(U)</b> M/F+M   End2: <b>(U)</b> M/F+M	AB-DCD09 UL-DCD UL-QF <b>10</b> *	-	AB-DSCD09 UL-DSCD UL-QC <b>10</b> *	-
	End1: <b>(U)</b> M/F+M   End2: <b>(X)</b> F/M+F	AB-DCD09 UL-DCD XL-QF <b>10</b> *	-	AB-DSCD09 UL-DSCD XL-QC <b>10</b> *	-
	End1: <b>(H)</b> MF   End2: <b>(B)</b> FM	-	AB-DCD09 HL-DCD BL-QF <b>10</b> *	-	AB-DSCD09 HL-DSCD BL-QF <b>10</b> *
	End1: <b>(M)</b> MM   End2: <b>(B)</b> FM	AB-DCD09 ML-DCD BL-QF <b>10</b> *	-	AB-DSCD09 ML-DSCD BL-QF <b>10</b> *	-
	End1: <b>(M)</b> MM   End2: <b>(F)</b> FF	AB-DCD09 ML-DCD FL-QF <b>10</b> *	-	AB-DSCD09 ML-DSCD FL-QF <b>10</b> *	-
	End1: <b>(V)</b> M/M+F   End2: <b>(W)</b> F/F+M	-	AB-DCD09 VL-DCD WL-QF <b>10</b> *	-	AB-DSCD09 VL-DSCD WL-QF <b>10</b> *
	End1: <b>(V)</b> M/M+F   End2: <b>(X)</b> F/M+F	-	AB-DCD09 VL-DCD XL-QF <b>10</b> *	-	AB-DSCD09 VL-DSCD XL-QF <b>10</b> *

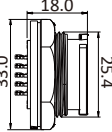
**Overmolded With Cable Double Ended (Straight To Right Angle, Push Lock, IP68)**

**10** Cable Length: (A05) 0.5M, (001) 1M ~ (099) 99M <sup>1)</sup> | Connector / Contact Gender: **(M)** MM, **(F)** FF, **(B)** FM, **(H)** MF **(W)** F/F+M, **(X)** F/M+F, **(U)** M/F+M, **(V)** M/M+F

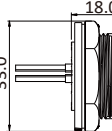
	End1: <b>(H)</b> MF   End2: <b>(B)</b> FM	-	AB-DCD09 HL-DCD BR-QF <b>10</b> *	-	AB-DSCD09 HL-DSCD BR-QF <b>10</b> *
	End1: <b>(M)</b> MM   End2: <b>(F)</b> FF	AB-DCD09 ML-DCD FR-QF <b>10</b> *	-	AB-DSCD09 ML-DSCD BR-QF <b>10</b> *	-
	End1: <b>(M)</b> MM   End2: <b>(B)</b> FM	AB-DCD09 ML-DCD BR-QF <b>10</b> *	-	AB-DSCD09 ML-DSCD FR-QF <b>10</b> *	-
	End1: <b>(U)</b> M/F+M   End2: <b>(X)</b> F/M+F	AB-DCD09 UL-DCD XR-QF <b>10</b> *	-	AB-DSCD09 UL-DSCD XR-QC <b>10</b> *	-
	End1: <b>(V)</b> M/M+F   End2: <b>(W)</b> F/F+M	-	AB-DCD09 VL-DCD WR-QF <b>10</b> *	-	AB-DSCD09 VL-DSCD WR-QF <b>10</b> *
	End1: <b>(V)</b> M/M+F   End2: <b>(X)</b> F/M+F	AB-DCD09 VL-DCD XR-QF <b>10</b> *	AB-DCD09 VL-DCD XR-QF <b>10</b> *	AB-DSCD09 VL-DSCD XR-QC <b>10</b> *	AB-DSCD09 VL-DSCD XR-QF <b>10</b> *

No of Contacts	<b>Panel Cut Out</b> Circular Flange (D Cut) 	9 (3+6)	
Rated Voltage (AC/DC)		300V	
Nominal Current		50A+5A	
Plastic / Metal		Plastic	Metal
Pin Assignment		MM	MM
Pin Assignment <b>MM:</b> Male Connector Male Contact <b>FF:</b> Female Connector Female Contact			

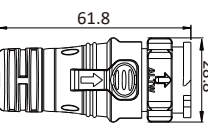
Receptacle, Circular Flange, **FRONT** Fastened Nut, Push Lock, IP68 (Unmated)  
 Nut Torque Value: 10 ~ 12 kgf.cm | Recommended Panel Thickness: (with cap) max. 2.6mm, (without cap) max. 3.6mm

	Crimp Type (For Power / Hybrid Group)	DMD-09PMMC-QC8001*	DSMD-09PMMC-QC8001*
	180° PCB Type (For Hybrid Group)	DMD-09PMMP-QC8001*	DSMD-09PMMP-QC8001*

Receptacle With Wires, Circular Flange, **FRONT** Fastened Nut, Push Lock, IP68 (Unmated)  
<sup>11</sup> Wire Length: (10) 100mm ~ (50) 500mm<sup>1)</sup> | Nut Torque Value: 4 ~ 6 kgf.cm | Recommended Panel Thickness: (with cap) max. 3.0mm, (without cap) max. 4.0mm

	UL1015 + UL1430, PVC+XL-PVC Jacket	DMD-09PMMC-QC8C <sup>11</sup> *	DSMD-09PMMC-QC8C <sup>11</sup> *
---	------------------------------------	---------------------------------	----------------------------------

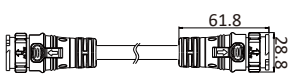
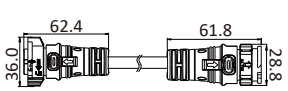
**STRAIGHT**, Overmolded Cable Assembly, Free Cable End, With Strain Relief, Push Lock, IP68 (Mated)  
<sup>11</sup> Cable Length: (01) 1M ~ (99) 99M<sup>1)</sup>

	UL21996, PVC Jacket (For Hybrid Group)	DMD-09BMMM-QL8F <sup>11</sup> *	DSMD-09BMMM-QL8F <sup>11</sup> *
	UL2517, PVC Jacket (For Power / Hybrid Group)	DMD-09BMMM-QL8C <sup>11</sup> *	DSMD-09BMMM-QL8C <sup>11</sup> *

Field Serviceable/Installable, **STRAIGHT**, Without Strain Relief, Push Lock, IP68 (Mated)  
 Sealing Nut Torque Value: 6 ~ 15 kgf.cm | Recommended Cable O.D.: (Red Seal) 8.0 ~ 10.0mm, (Yellow Seal) 10.0 ~ 12.0mm, (Blue Seal) 12.0 ~ 14.0mm

	Crimp Type, For Power Group, Packing: Connector With Contacts	All Seals	DMD-09BMMM-QL8APP*	DSMD-09BMMM-QL8APP*
		8.0 ~ 10.0mm Red Seal	DMD-09BMMM-QL8SPP*	DSMD-09BMMM-QL8SPP*
		10.0 ~ 12.0mm Yellow Seal	DMD-09BMMM-QL8MPP*	DSMD-09BMMM-QL8MPP*
		12.0 ~ 14.0mm Blue Seal	DMD-09BMMM-QL8LPP*	DSMD-09BMMM-QL8LPP*

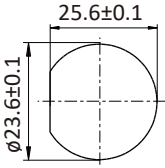

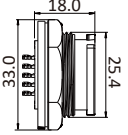
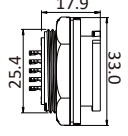
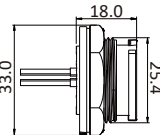
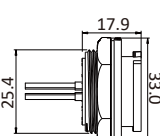
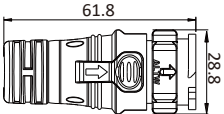
**STRAIGHT-TO-STRAIGHT**, Overmolded Double-Ended Cable Assembly, IP68 (Mated)  
<sup>10</sup> Cable Length: (A05) 0.5M, (001) 1M ~ (099) 99M<sup>1)</sup> | Connector / Contact Gender: **(M)** MM, **(F)** FF


	End1: <b>(M)</b> MM   End2: <b>(M)</b> MM	AB-DMD09ML-DMDML-QC <sup>10</sup> *	AB-DSMD09ML-DSMDML-QC <sup>10</sup> *
	End1: <b>(M)</b> MM   End2: <b>(F)</b> FF	AB-DMD09ML-DMDFL-QC <sup>10</sup> *	AB-DSMD09ML-DSMDFL-QC <sup>10</sup> *

**STRAIGHT-TO-RIGHT ANGLE**, Overmolded Double-Ended Cable Assembly, Push Lock, IP68 (Mated)  
<sup>10</sup> Cable Length: (A05) 0.5M, (001) 1M ~ (099) 99M<sup>1)</sup> | Connector / Contact Gender: **(M)** MM, **(F)** FF

	End1: <b>(M)</b> MM   End2: <b>(F)</b> FF	AB-DMD09ML-DMDFR-QC <sup>10</sup> *	AB-DSMD09ML-DSMDFR-QC <sup>10</sup> *
--	---	-------------------------------------	---------------------------------------

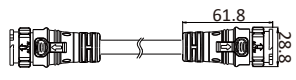
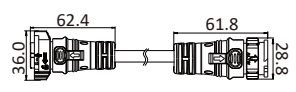
\*Upon Request  
<sup>1)</sup> Standard Lengths: 1M, 2M, 3M, 4M, 5M and 10M. Higher MOQ Might Be Required For Non-Standard Lengths

No of Contacts	<b>Panel Cut Out</b> Circular Flange (D Cut) 	10 (3+7)			
Rated Voltage (AC/DC)		300V			
Nominal Current		20A+5A			
Plastic / Metal		Plastic		Metal	
Pin Assignment		MM	MF	MM	MF
Pin Assignment <b>MM</b> : Male Connector Male Contact <b>MF</b> : Male Connector Female Contact 					
Receptacle, Circular Flange, <b>FRONT</b> Fastened Nut, Push Lock, IP68 (Unmated) Nut Torque Value: 10 ~ 12 kgf.cm   Recommended Panel Thickness: (with cap) max. 2.6mm, (without cap) max. 3.6mm					
	Solder Type (For Hybrid Group)	DCD-10P <b>MM</b> S-QC8001 *	DCD-10P <b>MF</b> S-QC8001 *	DSCD-10P <b>MM</b> S-QC8001 *	DSCD-10P <b>MF</b> S-QC8001 *
	180° PCB Type (For Hybrid Group)	DCD-10P <b>MM</b> P-QC8001 *	DCD-10P <b>MF</b> P-QC8001 *	DSCD-10P <b>MM</b> P-QC8001 *	DSCD-10P <b>MF</b> P-QC8001 *
Receptacle, Circular Flange, <b>REAR</b> Fastened Nut, Push Lock, IP68 (Unmated) Nut Torque Value: 10 ~ 12 kgf.cm   Recommended Panel Thickness: (with cap) max. 2.6mm, (without cap) max. 3.6mm					
	Solder Type (For Data Group)	DCD-10R <b>MM</b> S-QC8001 *	DCD-10R <b>MF</b> S-QC8001 *	DSCD-10R <b>MM</b> S-QC8001 *	DSCD-10R <b>MF</b> S-QC8001 *
Receptacle With Wires, Circular Flange, <b>FRONT</b> Fastened Nut, Push Lock, IP68 (Unmated) ① Wire Length: (10) 100mm ~ (50) 500mm <sup>1)</sup>   Nut Torque Value: 4 ~ 6 kgf.cm   Recommended Panel Thickness: (with cap) max. 3.0mm, (without cap) max. 4.0mm					
	UL1015 + UL1430, PVC+XL-PVC Jacket	DCD-10P <b>MM</b> S-QC8C ① *	DCD-10P <b>MF</b> S-QC8C ① *	DSCD-10P <b>MM</b> S-QC8C ① *	DSCD-10P <b>MF</b> S-QC8C ① *
Receptacle With Wires, Circular Flange, <b>REAR</b> Fastened Nut, Push Lock, IP68 (Unmated) ① Wire Length: (10) 100mm ~ (50) 500mm <sup>1)</sup>   Nut Torque Value: 4 ~ 6 kgf.cm   Recommended Panel Thickness: (with cap) max. 3.0mm, (without cap) max. 4.0mm					
	UL1015 + UL1430, PVC+XL-PVC Jacket	DCD-10R <b>MM</b> S-QC8C ① *	DCD-10R <b>MF</b> S-QC8C ① *	DSCD-10R <b>MM</b> S-QC8C ① *	DSCD-10R <b>MF</b> S-QC8C ① *
<b>STRAIGHT</b> , Overmolded Cable Assembly, Free Cable End, With Strain Relief, Push Lock, IP68 (Mated) ① Cable Length: (01) 1M ~ (99) 99M <sup>1)</sup>					
	UL21996, PVC Jacket (For Hybrid Group)	DCD-10A <b>MM</b> M-QL8F ① *	DCD-10A <b>MF</b> M-QL8F ① *	DSCD-10A <b>MM</b> M-QL8F ① *	DSCD-10A <b>MF</b> M-QL8F ① *

No of Contacts	10 (3+7)	
Rated Voltage (AC/DC)	300V	
Nominal Current	20A+5A	
Plastic / Metal	Plastic	Metal
Pin Assignment		
<b>MM</b> : Male Connector Male Contact <b>FF</b> : Female Connector Female Contact <b>MF</b> : Male Connector Female Contact <b>FM</b> : Female Connector Male Contact <b>M+F</b> : Male PWR + Female GND, <b>F+M</b> : Female PWR + Male GND		

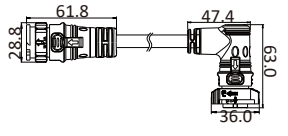
**STRAIGHT-TO-STRAIGHT, Overmolded Double-Ended Cable Assembly, IP68 (Mated)**

⑩ Cable Length: (A05) 0.5M, (001) 1M ~ (099) 99M <sup>1)</sup> | Connector / Contact Gender: **(M)** MM, **(F)** FF, **(B)** FM, **(H)** MF, **(W)** F/F+M, **(X)** F/M+F, **(U)** M/F+M, **(V)** M/M+F

	End1: <b>(H)</b> MF   End2: <b>(H)</b> MF	-	AB-DCD10HL-DCD HL-QF ⑩*	-	AB-DSCD10HL-DSCD HL-QF ⑩*
	End1: <b>(M)</b> MM   End2: <b>(H)</b> MF	AB-DCD10ML-DCD HL-QF ⑩*	-	AB-DSCD10ML-DSCD HL-QF ⑩*	-
	End1: <b>(M)</b> MM   End2: <b>(M)</b> MM	AB-DCD10ML-DCD ML-QF ⑩*	-	AB-DSCD10ML-DSCD ML-QF ⑩*	-
	End1: <b>(V)</b> M/M+F   End2: <b>(V)</b> M/M+F	-	AB-DCD10VL-DCD VL-QF ⑩*	-	AB-DSCD10VL-DSCD VL-QF ⑩*
	End1: <b>(V)</b> M/M+F   End2: <b>(U)</b> M/F+M	-	AB-DCD10VL-DCD UL-QF ⑩*	-	AB-DSCD10VL-DSCD UL-QF ⑩*
	End1: <b>(U)</b> M/F+M   End2: <b>(U)</b> M/F+M	AB-DCD10UL-DCD UL-QF ⑩*	-	AB-DSCD10UL-DSCD UL-QC ⑩*	-
	End1: <b>(U)</b> M/F+M   End2: <b>(X)</b> F/M+F	AB-DCD10UL-DCD XL-QF ⑩*	-	AB-DSCD10UL-DSCD XL-QC ⑩*	-
	End1: <b>(H)</b> MF   End2: <b>(B)</b> FM	-	AB-DCD10HL-DCD BL-QF ⑩*	-	AB-DSCD10HL-DSCD BL-QF ⑩*
	End1: <b>(M)</b> MM   End2: <b>(B)</b> FM	AB-DCD10ML-DCD BL-QF ⑩*	-	AB-DSCD10ML-DSCD BL-QF ⑩*	-
	End1: <b>(M)</b> MM   End2: <b>(F)</b> FF	AB-DCD10ML-DCD FL-QF ⑩*	-	AB-DSCD10ML-DSCD FL-QF ⑩*	-
	End1: <b>(V)</b> M/M+F   End2: <b>(W)</b> F/F+M	-	AB-DCD10VL-DCD WL-QF ⑩*	-	AB-DSCD10VL-DSCD WL-QF ⑩*
	End1: <b>(V)</b> M/M+F   End2: <b>(X)</b> F/M+F	-	AB-DCD10VL-DCD XL-QF ⑩*	-	AB-DSCD10VL-DSCD XL-QF ⑩*

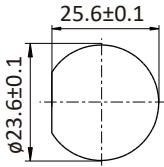

**STRAIGHT-TO-RIGHT ANGLE, Overmolded Double-Ended Cable Assembly, Push Lock, IP68 (Mated)**

⑩ Cable Length: (A05) 0.5M, (001) 1M ~ (099) 99M <sup>1)</sup> | Connector / Contact Gender: **(M)** MM, **(F)** FF, **(B)** FM, **(H)** MF, **(W)** F/F+M, **(X)** F/M+F, **(U)** M/F+M, **(V)** M/M+F

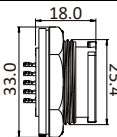
	End1: <b>(H)</b> MF   End2: <b>(B)</b> FM	-	AB-DCD10HL-DCD BR-QF ⑩*	-	AB-DSCD10HL-DSCD BR-QF ⑩*
	End1: <b>(M)</b> MM   End2: <b>(F)</b> FF	AB-DCD10ML-DCD FR-QF ⑩*	-	AB-DSCD10ML-DSCD BR-QF ⑩*	-
	End1: <b>(M)</b> MM   End2: <b>(B)</b> FM	AB-DCD10ML-DCD BR-QF ⑩*	-	AB-DSCD10ML-DSCD FR-QF ⑩*	-
	End1: <b>(U)</b> M/F+M   End2: <b>(X)</b> F/M+F	AB-DCD10UL-DCD XR-QF ⑩*	-	AB-DSCD10UL-DSCD XR-QC ⑩*	-
	End1: <b>(V)</b> M/M+F   End2: <b>(W)</b> F/F+M	-	AB-DCD10VL-DCD WR-QF ⑩*	-	AB-DSCD10VL-DSCD WR-QF ⑩*
	End1: <b>(V)</b> M/M+F   End2: <b>(X)</b> F/M+F	AB-DCD10VL-DCD XR-QF ⑩*	AB-DCD10VL-DCD XR-QF ⑩*	AB-DSCD10VL-DSCD XR-QC ⑩*	AB-DSCD10VL-DSCD XR-QF ⑩*

\*Upon Request

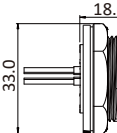
<sup>1)</sup> Standard Lengths: 1M, 2M, 3M, 4M, 5M and 10M. Higher MOQ Might Be Required For Non-Standard Lengths

No of Contacts	<b>Panel Cut Out</b> Circular Flange (D Cut) 	10 (3+7)	
Rated Voltage (AC/DC)		300V	
Nominal Current		50A+5A	
Plastic / Metal		Plastic	Metal
Pin Assignment		MM	MM
<b>MM:</b> Male Connector Male Contact <b>FF:</b> Female Connector Female Contact 			

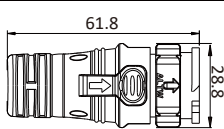
Receptacle, Circular Flange, **FRONT** Fastened Nut, Push Lock, IP68 (Unmated)  
 Nut Torque Value: 10 ~ 12 kgf.cm | Recommended Panel Thickness: (with cap) max. 2.6mm, (without cap) max. 3.6mm

	Crimp Type (For Power / Hybrid Group)	DMD-10PMMC-QC8001*	DSMD-10PMMC-QC8001*
	180° PCB Type (For Hybrid Group)	DMD-10PMMP-QC8001*	DSMD-10PMMP-QC8001*

Receptacle With Wires, Circular Flange, **FRONT** Fastened Nut, Push Lock, IP68 (Unmated)  
 ① Wire Length: (10) 100mm ~ (50) 500mm<sup>1)</sup> | Nut Torque Value: 4 ~ 6 kgf.cm | Recommended Panel Thickness: (with cap) max. 3.0mm, (without cap) max. 4.0mm

	UL1015 + UL1430, PVC+XL-PVC Jacket	DMD-10PMMC-QC8C <sup>①</sup> *	DSMD-10PMMC-QC8C <sup>①</sup> *
--	------------------------------------	--------------------------------	---------------------------------

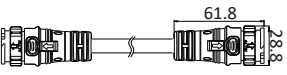
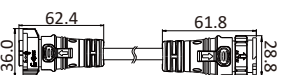
**STRAIGHT**, Overmolded Cable Assembly, Free Cable End, With Strain Relief, Push Lock, IP68 (Mated)  
 ① Cable Length: (01) 1M ~ (99) 99M<sup>1)</sup>

	UL21996, PVC Jacket (For Hybrid Group)	DMD-10BMMM-QL8F <sup>①</sup> *	DSMD-10BMMM-QL8F <sup>①</sup> *
	UL2517, PVC Jacket (For Power / Hybrid Group)	DMD-10BMMM-QL8C <sup>①</sup> *	DSMD-10BMMM-QL8C <sup>①</sup> *

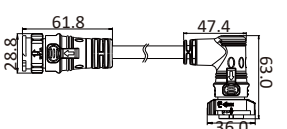
Field Serviceable/Installable, **STRAIGHT**, Without Strain Relief, Push Lock, IP68 (Mated)  
 Sealing Nut Torque Value: 6 ~ 15 kgf.cm | Recommended Cable O.D.: (Red Seal) 8.0 ~ 10.0mm, (Yellow Seal) 10.0 ~ 12.0mm, (Blue Seal) 12.0 ~ 14.0mm

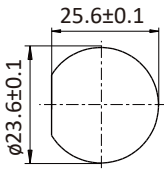

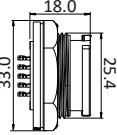
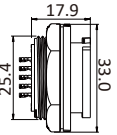
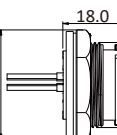
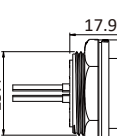
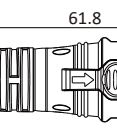
	Crimp Type, For Power Group, Packing: Connector With Contacts	All Seals	DMD-10BMMM-QL8APP*	DSMD-10BMMM-QL8APP*
		8.0 ~ 10.0mm Red Seal	DMD-10BMMM-QL8SPP*	DSMD-10BMMM-QL8SPP*
		10.0 ~ 12.0mm Yellow Seal	DMD-10BMMM-QL8MPP*	DSMD-10BMMM-QL8MPP*
		12.0 ~ 14.0mm Blue Seal	DMD-10BMMM-QL8LPP*	DSMD-10BMMM-QL8LPP*

**STRAIGHT-TO-STRAIGHT**, Overmolded Double-Ended Cable Assembly, IP68 (Mated)  
 ⑩ Cable Length: (A05) 0.5M, (001) 1M ~ (099) 99M<sup>1)</sup> | Connector / Contact Gender: **(M)** MM, **(F)** FF

	End1: <b>(M)</b> MM   End2: <b>(M)</b> MM	AB-DMD10ML-DMDML-QC <sup>⑩</sup> *	AB-DSMD10ML-DSMDML-QC <sup>⑩</sup> *
	End1: <b>(M)</b> MM   End2: <b>(F)</b> FF	AB-DMD10ML-DMDFL-QC <sup>⑩</sup> *	AB-DSMD10ML-DSMDFL-QC <sup>⑩</sup> *


**STRAIGHT-TO-RIGHT ANGLE**, Overmolded Double-Ended Cable Assembly, Push Lock, IP68 (Mated)  
 ⑩ Cable Length: (A05) 0.5M, (001) 1M ~ (099) 99M<sup>1)</sup> | Connector / Contact Gender: **(M)** MM, **(F)** FF

	End1: <b>(M)</b> MM   End2: <b>(F)</b> FF	AB-DMD10ML-DMDFR-QC <sup>⑩</sup> *	AB-DSMD10ML-DSMDFR-QC <sup>⑩</sup> *
--	---	------------------------------------	--------------------------------------

No of Contacts	<b>Panel Cut Out</b> Circular Flange (D Cut) 	11 (3+8)			
Rated Voltage (AC/DC)		300V			
Nominal Current		20A+5A			
Plastic / Metal		Plastic		Metal	
Pin Assignment		MM	MF	MM	MF
Pin Assignment <b>MM</b> : Male Connector Male Contact <b>MF</b> : Male Connector Female Contact					
Receptacle, Circular Flange, <b>FRONT</b> Fastened Nut, Push Lock, IP68 (Unmated) Nut Torque Value: 10 ~ 12 kgf.cm   Recommended Panel Thickness: (with cap) max. 2.6mm, (without cap) max. 3.6mm					
	Solder Type (For Hybrid Group)	DCD-11 <b>PMMS</b> - QC8001*	DCD-11 <b>PMFS</b> - QC8001*	DSCD-11 <b>PMMS</b> - QC8001*	DSCD-11 <b>PMFS</b> - QC8001*
	180° PCB Type (For Hybrid Group)	DCD-11 <b>PMMP</b> - QC8001*	DCD-11 <b>PMFP</b> - QC8001*	DSCD-11 <b>PMMP</b> - QC8001*	DSCD-11 <b>PMFP</b> - QC8001*
Receptacle, Circular Flange, <b>REAR</b> Fastened Nut, Push Lock, IP68 (Unmated) Nut Torque Value: 10 ~ 12 kgf.cm   Recommended Panel Thickness: (with cap) max. 2.6mm, (without cap) max. 3.6mm					
	Solder Type (For Hybrid Group)	DCD-11 <b>R MMS</b> - QC8001*	DCD-11 <b>R MFS</b> - QC8001*	DSCD-11 <b>R MMS</b> - QC8001*	DSCD-11 <b>R MFS</b> - QC8001*
Receptacle With Wires, Circular Flange, <b>FRONT</b> Fastened Nut, Push Lock, IP68 (Unmated) <sup>1)</sup> Wire Length: (10) 100mm ~ (50) 500mm <sup>1)</sup>   Nut Torque Value: 4 ~ 6 kgf.cm   Recommended Panel Thickness: (with cap) max. 3.0mm, (without cap) max. 4.0mm					
	UL1015 + UL1430, PVC+XL-PVC Jacket	DCD-11 <b>PMMS</b> - QC8C <sup>11</sup> *	DCD-11 <b>PMFS</b> - QC8C <sup>11</sup> *	DSCD-11 <b>PMMS</b> - QC8C <sup>11</sup> *	DSCD-11 <b>PMFS</b> - QC8C <sup>11</sup> *
Receptacle With Wires, Circular Flange, <b>REAR</b> Fastened Nut, Push Lock, IP68 (Unmated) <sup>1)</sup> Wire Length: (10) 100mm ~ (50) 500mm <sup>1)</sup>   Nut Torque Value: 4 ~ 6 kgf.cm   Recommended Panel Thickness: (with cap) max. 3.0mm, (without cap) max. 4.0mm					
	UL1015 + UL1430, PVC+XL-PVC Jacket	DCD-11 <b>R MMS</b> - QC8C <sup>11</sup> *	DCD-11 <b>R MFS</b> - QC8C <sup>11</sup> *	DSCD-11 <b>R MMS</b> - QC8C <sup>11</sup> *	DSCD-11 <b>R MFS</b> - QC8C <sup>11</sup> *
<b>STRAIGHT</b> , Overmolded Cable Assembly, Free Cable End, With Strain Relief, Push Lock, IP68 (Mated) <sup>1)</sup> Cable Length: (01) 1M ~ (99) 99M <sup>1)</sup>					
	UL21996, PVC Jacket (For Hybrid Group)	DCD-11 <b>AMMM</b> - QL8F <sup>11</sup> *	DCD-11 <b>AMFM</b> - QL8F <sup>11</sup> *	DSCD-11 <b>AMMM</b> - QL8F <sup>11</sup> *	DSCD-11 <b>AMFM</b> - QL8F <sup>11</sup> *

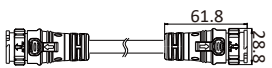
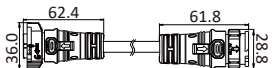
\*Upon Request

<sup>1)</sup> Standard Lengths: 1M, 2M, 3M, 4M, 5M and 10M. Higher MOQ Might Be Required For Non-Standard Lengths

No of Contacts	11 (3+8)	
Rated Voltage (AC/DC)	300V	
Nominal Current	20A+5A	
Plastic / Metal	Plastic	Metal
Pin Assignment <b>MM</b> : Male Connector Male Contact <b>FF</b> : Female Connector Female Contact <b>MF</b> : Male Connector Female Contact <b>FM</b> : Female Connector Male Contact <b>M+F</b> : Male PWR + Female GND <b>F+M</b> : Female PWR + Male GND		

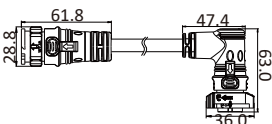
**STRAIGHT-TO-STRAIGHT, Overmolded Double-Ended Cable Assembly, IP68 (Mated)**

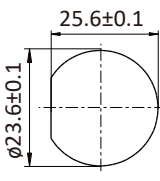

**10** Cable Length: (A05) 0.5M, (001) 1M ~ (099) 99M <sup>1)</sup> | Connector / Contact Gender: **(M)** MM, **(F)** FF, **(B)** FM, **(H)** MF, **(W)** F/F+M, **(X)** F/M+F, **(U)** M/F+M, **(V)** M/M+F

	End1: <b>(H)</b> MF   End2: <b>(H)</b> MF	-	AB-DCD11 HL-DCD HL-QF <b>10</b> *	-	AB-DSCD11 HL-DSCD HL-QF <b>10</b> *
	End1: <b>(M)</b> MM   End2: <b>(H)</b> MF	AB-DCD11 ML-DCD HL-QF <b>10</b> *	-	AB-DSCD11 ML-DSCD HL-QF <b>10</b> *	-
	End1: <b>(M)</b> MM   End2: <b>(M)</b> MM	AB-DCD11 ML-DCD ML-QF <b>10</b> *	-	AB-DSCD11 ML-DSCD ML-QF <b>10</b> *	-
	End1: <b>(V)</b> M/M+F   End2: <b>(V)</b> M/M+F	-	AB-DCD11 VL-DCD VL-QF <b>10</b> *	-	AB-DSCD11 VL-DSCD VL-QF <b>10</b> *
	End1: <b>(V)</b> M/M+F   End2: <b>(U)</b> M/F+M	-	AB-DCD11 VL-DCD UL-QF <b>10</b> *	-	AB-DSCD11 VL-DSCD UL-QF <b>10</b> *
	End1: <b>(U)</b> M/F+M   End2: <b>(U)</b> M/F+M	AB-DCD11 UL-DCD UL-QF <b>10</b> *	-	AB-DSCD11 UL-DSCD UL-QC <b>10</b> *	-
	End1: <b>(U)</b> M/F+M   End2: <b>(X)</b> F/M+F	AB-DCD11 UL-DCD XL-QF <b>10</b> *	-	AB-DSCD11 UL-DSCD XL-QC <b>10</b> *	-
	End1: <b>(H)</b> MF   End2: <b>(B)</b> FM	-	AB-DCD11 HL-DCD BL-QF <b>10</b> *	-	AB-DSCD11 HL-DSCD BL-QF <b>10</b> *
	End1: <b>(M)</b> MM   End2: <b>(B)</b> FM	AB-DCD11 ML-DCD BL-QF <b>10</b> *	-	AB-DSCD11 ML-DSCD BL-QF <b>10</b> *	-
	End1: <b>(M)</b> MM   End2: <b>(F)</b> FF	AB-DCD11 ML-DCD FL-QF <b>10</b> *	-	AB-DSCD11 ML-DSCD FL-QF <b>10</b> *	-
	End1: <b>(V)</b> M/M+F   End2: <b>(W)</b> F/F+M	-	AB-DCD11 VL-DCD WL-QF <b>10</b> *	-	AB-DSCD11 VL-DSCD WL-QF <b>10</b> *
	End1: <b>(V)</b> M/M+F   End2: <b>(X)</b> F/M+F	-	AB-DCD11 VL-DCD XL-QF <b>10</b> *	-	AB-DSCD11 VL-DSCD XL-QF <b>10</b> *

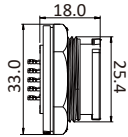
**STRAIGHT-TO-RIGHT ANGLE, Overmolded Double-Ended Cable Assembly, Push Lock, IP68 (Mated)**

**10** Cable Length: (A05) 0.5M, (001) 1M ~ (099) 99M <sup>1)</sup> | Connector / Contact Gender: **(M)** MM, **(F)** FF, **(B)** FM, **(H)** MF, **(W)** F/F+M, **(X)** F/M+F, **(U)** M/F+M, **(V)** M/M+F

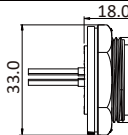
	End1: <b>(H)</b> MF   End2: <b>(B)</b> FM	-	AB-DCD11 HL-DCD BR-QF <b>10</b> *	-	AB-DSCD11 HL-DSCD BR-QF <b>10</b> *
	End1: <b>(M)</b> MM   End2: <b>(F)</b> FF	AB-DCD11 ML-DCD FR-QF <b>10</b> *	-	AB-DSCD11 ML-DSCD BR-QF <b>10</b> *	-
	End1: <b>(M)</b> MM   End2: <b>(B)</b> FM	AB-DCD11 ML-DCD BR-QF <b>10</b> *	-	AB-DSCD11 ML-DSCD FR-QF <b>10</b> *	-
	End1: <b>(U)</b> M/F+M   End2: <b>(X)</b> F/M+F	AB-DCD11 UL-DCD XR-QF <b>10</b> *	-	AB-DSCD11 UL-DSCD XR-QC <b>10</b> *	-
	End1: <b>(V)</b> M/M+F   End2: <b>(W)</b> F/F+M	-	AB-DCD11 VL-DCD WR-QF <b>10</b> *	-	AB-DSCD11 VL-DSCD WR-QF <b>10</b> *
	End1: <b>(V)</b> M/M+F   End2: <b>(X)</b> F/M+F	AB-DCD11 VL-DCD XR-QF <b>10</b> *	AB-DCD11 VL-DCD XR-QF <b>10</b> *	AB-DSCD11 VL-DSCD XR-QC <b>10</b> *	AB-DSCD11 VL-DSCD XR-QF <b>10</b> *

No of Contacts	<b>Panel Cut Out</b> Circular Flange (D Cut) 	11 (3+8)	
Rated Voltage (AC/DC)		300V	
Nominal Current		50A+5A	
Plastic / Metal		Plastic	Metal
Pin Assignment		MM	MM
MM: Male Connector Male Contact FF: Female Connector Female Contact			

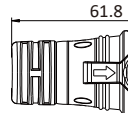
Receptacle, Circular Flange, **FRONT** Fastened Nut, Push Lock, IP68 (Unmated)  
 Nut Torque Value: 10 ~ 12 kgf.cm | Recommended Panel Thickness: (with cap) max. 2.6mm, (without cap) max. 3.6mm

	Crimp Type (For Power / Hybrid Group)	DMD-11PMMC-QC8001*	DSMD-11PMMC-QC8001*
	180° PCB Type (For Hybrid Group)	DMD-11PMMP-QC8001*	DSMD-11PMMP-QC8001*

Receptacle With Wires, Circular Flange, **FRONT** Fastened Nut, Push Lock, IP68 (Unmated)  
 ⑪ Wire Length: (10) 100mm ~ (50) 500mm<sup>1)</sup> | Nut Torque Value: 4 ~ 6 kgf.cm | Recommended Panel Thickness: (with cap) max. 3.0mm, (without cap) max. 4.0mm

	UL1015 + UL1430, PVC+XL-PVC Jacket	DMD-11PMMC-QC8C⑪*	DSMD-11PMMC-QC8C⑪*
--	------------------------------------	-------------------	--------------------

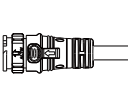
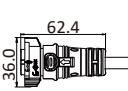
**STRAIGHT**, Overmolded Cable Assembly, Free Cable End, With Strain Relief, Push Lock, IP68 (Mated)  
 ⑪ Cable Length: (01) 1M ~ (99) 99M<sup>1)</sup>

	UL21996, PVC Jacket (For Hybrid Group)	DMD-11BMMM-QL8F⑪*	DSMD-11BMMM-QL8F⑪*
	UL2517, PVC Jacket (For Power / Hybrid Group)	DMD-11BMMM-QL8C⑪*	DSMD-11BMMM-QL8C⑪*

Field Serviceable/Installable, **STRAIGHT**, Without Strain Relief, Push Lock, IP68 (Mated)  
 Sealing Nut Torque Value: 6 ~ 15 kgf.cm | Recommended Cable O.D.: (Red Seal) 8.0 ~ 10.0mm, (Yellow Seal) 10.0 ~ 12.0mm, (Blue Seal) 12.0 ~ 14.0mm

	Crimp Type, For Power Group, Packing: Connector With Contacts	All Seals	DMD-11BMMM-QL8APP*	DSMD-11BMMM-QL8APP*
		8.0 ~ 10.0mm Red Seal	DMD-11BMMM-QL8SPP*	DSMD-11BMMM-QL8SPP*
		10.0 ~ 12.0mm Yellow Seal	DMD-11BMMM-QL8MPP*	DSMD-11BMMM-QL8MPP*
		12.0 ~ 14.0mm Blue Seal	DMD-11BMMM-QL8LPP*	DSMD-11BMMM-QL8LPP*

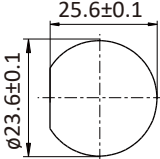
**STRAIGHT-TO-STRAIGHT**, Overmolded Double-Ended Cable Assembly, IP68 (Mated)  
 ⑩ Cable Length: (A05) 0.5M, (001) 1M ~ (099) 99M<sup>1)</sup> | Connector / Contact Gender: **(M)** MM, **(F)** FF

	End1: <b>(M)</b> MM   End2: <b>(M)</b> MM	AB-DMD11ML-DMDML-QC⑩*	AB-DSMD11ML-DSMDML-QC⑩*
	End1: <b>(M)</b> MM   End2: <b>(F)</b> FF	AB-DMD11ML-DMDFL-QC⑩*	AB-DSMD11ML-DSMDFL-QC⑩*

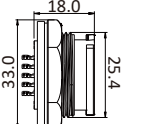
**STRAIGHT-TO-RIGHT ANGLE**, Overmolded Double-Ended Cable Assembly, Push Lock, IP68 (Mated)  
 ⑩ Cable Length: (A05) 0.5M, (001) 1M ~ (099) 99M<sup>1)</sup> | Connector / Contact Gender: **(M)** MM, **(F)** FF

	End1: <b>(M)</b> MM   End2: <b>(F)</b> FF	AB-DMD11ML-DMDFR-QC⑩*	AB-DSMD11ML-DSMDFR-QC⑩*
--	---	-----------------------	-------------------------

\*Upon Request  
<sup>1)</sup> Standard Lengths: 1M, 2M, 3M, 4M, 5M and 10M. Higher MOQ Might Be Required For Non-Standard Lengths

No of Contacts	<b>Panel Cut Out</b> Circular Flange (D Cut) 	12		
Rated Voltage (AC/DC)		300V		
Nominal Current		5A		
Plastic / Metal		Plastic	Metal	
Pin Assignment		MF	MM	MF

Receptacle, Circular Flange, **FRONT** Fastened Nut, Push Lock, IP68 (Unmated)  
 Nut Torque Value: 10 ~ 12 kgf.cm | Recommended Panel Thickness: (with cap) max. 2.6mm, (without cap) max. 3.6mm

	Solder Type (For Data Group)	DD-12PMFS-QC8001	DSD-12PMMS-QC8001*	DSD-12PMFS-QC8001*
	180° PCB Type (For Data Group)	DD-12PMFP-QC8001*	DSD-12PMMP-QC8001*	DSD-12PMFP-QC8001*

Receptacle, Circular Flange, **REAR** Fastened Nut, Push Lock, IP68 (Unmated)  
 Nut Torque Value: 10 ~ 12 kgf.cm | Recommended Panel Thickness: (with cap) max. 2.6mm, (without cap) max. 3.6mm

	Solder Type (For Data Group)	DD-12RMFS-QC8001	DSD-12RMMS-QC8001*	DSD-12RMFS-QC8001*
--	---------------------------------	------------------	--------------------	--------------------

Receptacle With Wires, Circular Flange, **FRONT** Fastened Nut, Push Lock, IP68 (Unmated)  
 ① Wire Length: (10) 100mm ~ (50) 500mm<sup>1)</sup> | Nut Torque Value: 4 ~ 6 kgf.cm | Recommended Panel Thickness: (with cap) max. 3.0mm, (without cap) max. 4.0mm

	UL1430, XL-PVC Jacket	DD-12PMFS-QC8A ⑪*	DSD-12PMMS-QC8A ⑪*	DSD-12PMFS-QC8A ⑪*
---	-----------------------	-------------------	--------------------	--------------------

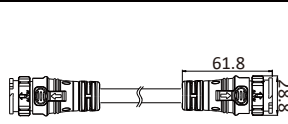
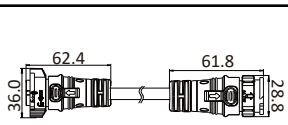
Receptacle With Wires, Circular Flange, **REAR** Fastened Nut, Push Lock, IP68 (Unmated)  
 ① Wire Length: (10) 100mm ~ (50) 500mm<sup>1)</sup> | Nut Torque Value: 4 ~ 6 kgf.cm | Recommended Panel Thickness: (with cap) max. 3.0mm, (without cap) max. 4.0mm

	UL1430, XL-PVC Jacket	DD-12RMFS-QC8A ⑪*	DSD-12RMMS-QC8A ⑪*	DSD-12RMFS-QC8A ⑪*
--	-----------------------	-------------------	--------------------	--------------------

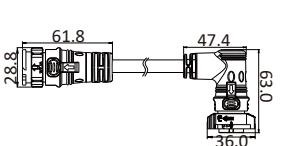
**STRAIGHT**, Overmolded Cable Assembly, Free Cable End, With Strain Relief, Push Lock, IP68 (Mated)  
 ① Cable Length: (01) 1M ~ (99) 99M<sup>1)</sup>


	UL21388, PVC Jacket (For Data Group)	DD-12AMFM-QL8D ⑩	DSD-12AMMM-QL8D ⑩*	DSD-12AMFM-QL8D ⑩*
--	---	------------------	--------------------	--------------------

**STRAIGHT-TO-STRAIGHT**, Overmolded Double-Ended Cable Assembly, IP68 (Mated)  
 ⑩ Cable Length: (A05) 0.5M, (001) 1M ~ (099) 99M<sup>1)</sup> | Connector / Contact Gender: (M) MM, (F) FF, (B) FM, (H) MF

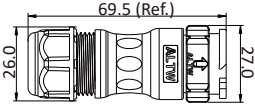
	End1: (H) MF   End2: (H) MF	AB-DD12 HL-DD HL-QD ⑩	-	AB-DSD12 HL-DSD HL-QD ⑩*
	End1: (M) MM   End2: (H) MF	-	AB-DSD12 ML-DSD HL-QD ⑩*	-
	End1: (M) MM   End2: (M) MM	-	AB-DSD12 ML-DSD ML-QD ⑩*	-
	End1: (H) MF   End2: (B) FM	AB-DD12 HL-DD BL-QD ⑩	-	AB-DSD12 HL-DSD BL-QD ⑩*
	End1: (M) MM   End2: (B) FM	-	AB-DSD12 ML-DSD BL-QD ⑩*	-
	End1: (M) MM   End2: (F) FF	-	AB-DSD12 ML-DSD FL-QD ⑩*	-

**STRAIGHT-TO-RIGHT ANGLE**, Overmolded Double-Ended Cable Assembly, Push Lock, IP68 (Mated)  
 ⑩ Cable Length: (A05) 0.5M, (001) 1M ~ (099) 99M<sup>1)</sup> | Connector / Contact Gender: (M) MM, (F) FF, (B) FM, (H) MF

	End1: (H) MF   End2: (B) FM	AB-DD12 HL-DD BR-QD ⑩	-	AB-DSD12 HL-DSD BR-QD ⑩*
	End1: (M) MM   End2: (B) FM	-	AB-DSD12 ML-DSD BR-QD ⑩*	-
	End1: (M) MM   End2: (F) FF	-	AB-DSD12 ML-DSD FR-QD ⑩*	-


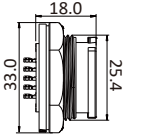
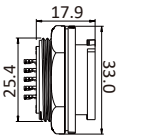
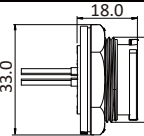
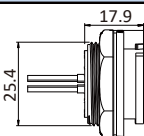
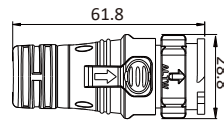
No of Contacts	12		
Rated Voltage (AC/DC)	300V		
Nominal Current	5A		
Plastic / Metal	Plastic	Metal	
Pin Assignment	MF	MM	MF
<b>MM</b> : Male Connector Male Contact <b>MF</b> : Male Connector Female Contact			

Field Serviceable/Installable, **STRAIGHT**, Without Strain Relief, Push Lock, IP68 (Mated)  
 Sealing Nut Torque Value: 6 ~ 15 kgf.cm | Recommended Cable O.D.: (Red Seal) 8.0 ~ 10.0mm, (Yellow Seal) 10.0 ~ 12.0mm, (Blue Seal) 12.0 ~ 14.0mm

	Solder Type, For Data Group, Packing: Connector With Contacts	All Seals	DD-12B <b>MF G</b> - QL8AP0 *	DSD-12B <b>MM G</b> - QL8AP0 *	DSD-12B <b>MF G</b> - QL8AP0 *
		8.0 ~ 10.0mm Red Seal	DD-12B <b>MF G</b> - QL8SP0 *	DSD-12B <b>MM G</b> - QL8SP0 *	DSD-12B <b>MF G</b> - QL8SP0 *
		10.0 ~ 12.0mm Yellow Seal	DD-12B <b>MF G</b> - QL8MP0 *	DSD-12B <b>MM G</b> - QL8MP0 *	DSD-12B <b>MF G</b> - QL8MP0 *
		12.0 ~ 14.0mm Blue Seal	DD-12B <b>MF G</b> - QL8LP0 *	DSD-12B <b>MM G</b> - QL8LP0 *	DSD-12B <b>MF G</b> - QL8LP0 *
	Screw-in Type, For Data Group, Packing: Connector With Contacts	All Seals	DD-12B <b>MF B</b> - QL8AP0 *	DSD-12B <b>MM B</b> - QL8AP0 *	DSD-12B <b>MF B</b> - QL8AP0 *
		8.0 ~ 10.0mm Red Seal	DD-12B <b>MF B</b> - QL8SP0 *	DSD-12B <b>MM B</b> - QL8SP0 *	DSD-12B <b>MF B</b> - QL8SP0 *
		10.0 ~ 12.0mm Yellow Seal	DD-12B <b>MF B</b> - QL8MP0 *	DSD-12B <b>MM B</b> - QL8MP0 *	DSD-12B <b>MF B</b> - QL8MP0 *
		12.0 ~ 14.0mm Blue Seal	DD-12B <b>MF B</b> - QL8LP0 *	DSD-12B <b>MM B</b> - QL8LP0 *	DSD-12B <b>MF B</b> - QL8LP0 *
	Push-in Type, For Data Group, Packing: Connector With Contacts	All Seals	DD-12B <b>MF E</b> - QL8AP0 *	DSD-12B <b>MM E</b> - QL8AP0 *	DSD-12B <b>MF E</b> - QL8AP0 *
		8.0 ~ 10.0mm Red Seal	DD-12B <b>MF E</b> - QL8SP0 *	DSD-12B <b>MM E</b> - QL8SP0 *	DSD-12B <b>MF E</b> - QL8SP0 *
		10.0 ~ 12.0mm Yellow Seal	DD-12B <b>MF E</b> - QL8MP0 *	DSD-12B <b>MM E</b> - QL8MP0 *	DSD-12B <b>MF E</b> - QL8MP0 *
		12.0 ~ 14.0mm Blue Seal	DD-12B <b>MF E</b> - QL8LP0 *	DSD-12B <b>MM E</b> - QL8LP0 *	DSD-12B <b>MF E</b> - QL8LP0 *
	Crimp Type, For Data Group, Packing: Connector With Contacts	All Seals	DD-12B <b>MF A</b> - QL8AP0	DSD-12B <b>MM A</b> - QL8AP0 *	DSD-12B <b>MF A</b> - QL8AP0 *
		8.0 ~ 10.0mm Red Seal	DD-12B <b>MF A</b> - QL8SP0	DSD-12B <b>MM A</b> - QL8SP0 *	DSD-12B <b>MF A</b> - QL8SP0 *
		10.0 ~ 12.0mm Yellow Seal	DD-12B <b>MF A</b> - QL8MP0	DSD-12B <b>MM A</b> - QL8MP0 *	DSD-12B <b>MF A</b> - QL8MP0 *
		12.0 ~ 14.0mm Blue Seal	DD-12B <b>MF A</b> - QL8LP0	DSD-12B <b>MM A</b> - QL8LP0 *	DSD-12B <b>MF A</b> - QL8LP0 *
	Crimp Type, For Data Group, Packing: Connector Without Contacts	All Seals	DD-12B <b>MF A</b> - QL8AN0	-	-
		8.0 ~ 10.0mm Red Seal	DD-12B <b>MF A</b> - QL8SN0	-	-
		10.0 ~ 12.0mm Yellow Seal	DD-12B <b>MF A</b> - QL8MN0	-	-
		12.0 ~ 14.0mm Blue Seal	DD-12B <b>MF A</b> - QL8LN0	-	-

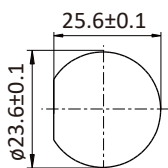
\*Upon Request


<sup>1)</sup> Standard Lengths: 1M, 2M, 3M, 4M, 5M and 10M. Higher MOQ Might Be Required For Non-Standard Lengths

No of Contacts	12 (3+9)						
Rated Voltage (AC/DC)	300V						
Nominal Current	20A+5A						
Plastic / Metal	Plastic				Metal		
Pin Assignment	MM	MF	M/F+M (D)	M/M+F (E)	MM	MF	
<b>MM</b> : Male Connector Male Contact <b>MF</b> : Male Connector Female Contact <b>M/F+M (D)</b> : Female PWR + Male SIG <b>M/M+F (E)</b> : Male PWR + Female SIG							
Receptacle, Circular Flange, <b>FRONT</b> Fastened Nut, Push Lock, IP68 (Unmated) Nut Torque Value: 10 ~ 12 kgf.cm   Recommended Panel Thickness: (with cap) max. 2.6mm, (without cap) max. 3.6mm							
	Solder Type (For Hybrid Group)	DCD-12PMMS-QC8001	DCD-12PMFS-QC8001			DSCD-12PMMS-QC8001*	DSCD-12PMFS-QC8001*
	180° PCB Type (For Hybrid Group)	DCD-12PMMP-QC8001*	DCD-12PMFP-QC8001*	DCD-12PMDP-QC8001	DCD-12PMEP-QC8001	DSCD-12PMMP-QC8001*	DSCD-12PMFP-QC8001*
Receptacle, Circular Flange, <b>REAR</b> Fastened Nut, Push Lock, IP68 (Unmated) Nut Torque Value: 10 ~ 12 kgf.cm   Recommended Panel Thickness: (with cap) max. 2.6mm, (without cap) max. 3.6mm							
	Solder Type (For Hybrid Group)	DCD-12RMMS-QC8001	DCD-12RMFS-QC8001	-	-	DSCD-12RMMS-QC8001*	DSCD-12RMFS-QC8001*
Receptacle With Wires, Circular Flange, <b>FRONT</b> Fastened Nut, Push Lock, IP68 (Unmated) ⑪ Wire Length: (10) 100mm ~ (50) 500mm <sup>1)</sup>   Nut Torque Value: 4 ~ 6 kgf.cm   Recommended Panel Thickness: (with cap) max. 3.0mm, (without cap) max. 4.0mm							
	UL1015 + UL1430, PVC+XL-PVC Jacket	DCD-12PMMS-QC8C⑪*	DCD-12PMFS-QC8C⑪*	-	-	DSCD-12PMMS-QC8C⑪*	DSCD-12PMFS-QC8C⑪*
Receptacle With Wires, Circular Flange, <b>REAR</b> Fastened Nut, Push Lock, IP68 (Unmated) ⑪ Wire Length: (10) 100mm ~ (50) 500mm <sup>1)</sup>   Nut Torque Value: 4 ~ 6 kgf.cm   Recommended Panel Thickness: (with cap) max. 3.0mm, (without cap) max. 4.0mm							
	UL1015 + UL1430, PVC+XL-PVC Jacket	DCD-12RMMS-QC8C⑪*	DCD-12RMFS-QC8C⑪*	-	-	DSCD-12RMMS-QC8C⑪*	DSCD-12RMFS-QC8C⑪*
<b>STRAIGHT</b> , Overmolded Cable Assembly, Free Cable End, With Strain Relief, Push Lock, IP68 (Mated) ⑪ Cable Length: (01) 1M ~ (99) 99M <sup>1)</sup>							
	UL21996, PVC Jacket (For Hybrid Group)	DCD-12AMMM-QL8F⑪*	DCD-12AMFM-QL8F⑪*	-	-	DSCD-12AMMM-QL8F⑪*	DSCD-12AMFM-QL8F⑪*

### Panel Cut Out

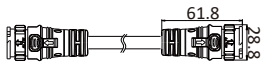
Circular Flange  
(D Cut)

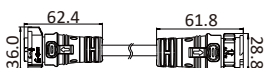


No of Contacts	12 (3+9)	
Rated Voltage (AC/DC)	300V	
Nominal Current	20A+5A	
Plastic / Metal	Plastic	Metal
Pin Assignment <b>MM</b> : Male Connector Male Contact <b>FF</b> : Female Connector Female Contact <b>MF</b> : Male Connector Female Contact <b>FM</b> : Female Connector Male Contact <b>M+F</b> : Male PWR + Female GND, <b>F+M</b> : Female PWR + Male GND		

**STRAIGHT-TO-STRAIGHT**, Overmolded Double-Ended Cable Assembly, IP68 (Mated)

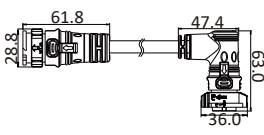
<sup>10</sup> Cable Length: (A05) 0.5M, (001) 1M ~ (099) 99M <sup>1)</sup> | Connector / Contact Gender: **(M)** MM, **(F)** FF, **(B)** FM, **(H)** MF, **(W)** F/F+M, **(X)** F/M+F, **(U)** M/F+M, **(V)** M/M+F

	End1: <b>(H)</b> MF   End2: <b>(H)</b> MF	-	AB-DCD12 HL-DCD HL-QF <sup>10</sup>	-	AB-DSCD12 HL-DSCD HL-QF <sup>10</sup> *
	End1: <b>(M)</b> MM   End2: <b>(H)</b> MF	AB-DCD12 ML-DCD HL-QF <sup>10</sup>	-	AB-DSCD12 ML-DSCD HL-QF <sup>10</sup> *	-
	End1: <b>(M)</b> MM   End2: <b>(M)</b> MM	AB-DCD12 ML-DCD ML-QF <sup>10</sup>	-	AB-DSCD12 ML-DSCD ML-QF <sup>10</sup> *	-
	End1: <b>(V)</b> M/M+F   End2: <b>(V)</b> M/M+F	-	AB-DCD12 VL-DCD VL-QF <sup>10</sup> *	-	AB-DSCD12 VL-DSCD VL-QF <sup>10</sup> *
	End1: <b>(V)</b> M/M+F   End2: <b>(V)</b> M/M+F	-	AB-DCD12 VL-DCD UL-QF <sup>10</sup> *	-	AB-DSCD12 VL-DSCD UL-QF <sup>10</sup> *
	End1: <b>(U)</b> M/F+M   End2: <b>(U)</b> M/F+M	AB-DCD12 UL-DCD UL-QF <sup>10</sup> *	-	AB-DSCD12 UL-DSCD UL-QC <sup>10</sup> *	-
	End1: <b>(U)</b> M/F+M   End2: <b>(X)</b> F/M+F	AB-DCD12 UL-DCD XL-QF <sup>10</sup> *	-	AB-DSCD12 UL-DSCD XL-QC <sup>10</sup> *	-

	End1: <b>(H)</b> MF   End2: <b>(B)</b> FM	-	AB-DCD12 HL-DCD BL-QF <sup>10</sup>	-	AB-DSCD12 HL-DSCD BL-QF <sup>10</sup> *
	End1: <b>(H)</b> MF   End2: <b>(B)</b> FM	AB-DCD12 ML-DCD BL-QF <sup>10</sup>	-	AB-DSCD12 ML-DSCD BL-QF <sup>10</sup> *	-
	End1: <b>(M)</b> MM   End2: <b>(F)</b> FF	AB-DCD12 ML-DCD FL-QF <sup>10</sup>	-	AB-DSCD12 ML-DSCD FL-QF <sup>10</sup> *	-
	End1: <b>(V)</b> M/M+F   End2: <b>(W)</b> F/F+M	-	AB-DCD12 VL-DCD WL-QF <sup>10</sup> *	-	AB-DSCD12 VL-DSCD WL-QF <sup>10</sup> *
	End1: <b>(V)</b> M/M+F   End2: <b>(X)</b> F/M+F	-	AB-DCD12 VL-DCD XL-QF <sup>10</sup> *	-	AB-DSCD12 VL-DSCD XL-QF <sup>10</sup> *

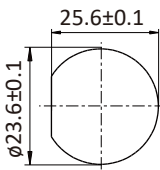
**STRAIGHT-TO-RIGHT ANGLE**, Overmolded Double-Ended Cable Assembly, Push Lock, IP68 (Mated)

<sup>10</sup> Cable Length: (A05) 0.5M, (001) 1M ~ (099) 99M <sup>1)</sup> | Connector / Contact Gender: **(M)** MM, **(F)** FF, **(B)** FM, **(H)** MF, **(W)** F/F+M, **(X)** F/M+F, **(U)** M/F+M, **(V)** M/M+F


	End1: <b>(H)</b> MF   End2: <b>(B)</b> FM	-	AB-DCD12 HL-DCD BR-QF <sup>10</sup>	-	AB-DSCD12 HL-DSCD BR-QF <sup>10</sup> *
	End1: <b>(M)</b> MM   End2: <b>(F)</b> FF	AB-DCD12 ML-DCD FR-QF <sup>10</sup>	-	AB-DSCD12 ML-DSCD BR-QF <sup>10</sup> *	-
	End1: <b>(M)</b> MM   End2: <b>(B)</b> FM	AB-DCD12 ML-DCD BR-QF <sup>10</sup>	-	AB-DSCD12 ML-DSCD FR-QF <sup>10</sup> *	-
	End1: <b>(U)</b> M/F+M   End2: <b>(X)</b> F/M+F	AB-DCD12 UL-DCD XR-QF <sup>10</sup> *	-	AB-DSMD12 UL-DSMD XR-QC <sup>10</sup> *	-
	End1: <b>(V)</b> M/M+F   End2: <b>(W)</b> F/F+M	-	AB-DCD12 VL-DCD WR-QF <sup>10</sup> *	-	AB-DSCD12 VL-DSCD WR-QF <sup>10</sup> *
	End1: <b>(V)</b> M/M+F   End2: <b>(X)</b> F/M+F	AB-DCD12 VL-DCD XR-QF <sup>10</sup> *	AB-DCD12 VL-DCD XR-QF <sup>10</sup> *	AB-DSMD12 VL-DSMD XR-QC <sup>10</sup> *	AB-DSCD12 VL-DSCD WR-QF <sup>10</sup> *

\*Upon Request

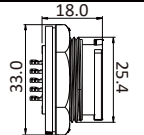
<sup>1)</sup> Standard Lengths: 1M, 2M, 3M, 4M, 5M and 10M. Higher MOQ Might Be Required For Non-Standard Lengths

No of Contacts	<b>Panel Cut Out</b> Circular Flange (D Cut) 	14			
Rated Voltage (AC/DC)		300V			
Nominal Current		5A			
Plastic / Metal		Plastic		Metal	
Pin Assignment		MM	MF	MM	MF

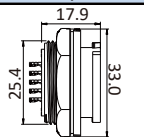
**MM** : Male Connector Male Contact  
**FF** : Female Connector Female Contact  
**MF** : Male Connector Female Contact  
**FM** : Female Connector Male Contact



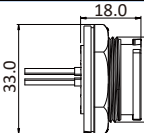
Receptacle, Circular Flange, **FRONT** Fastened Nut, Push Lock, IP68 (Unmated)  
 Nut Torque Value: 10 ~ 12 kgf.cm | Recommended Panel Thickness: (with cap) max. 2.6mm, (without cap) max. 3.6mm

	Solder Type (For Data Group)	DD-14P <b>MMS</b> - QC8001	DD-14P <b>MFS</b> - QC8001	DSD-14P <b>MMS</b> - QC8001*	DSD-14P <b>MFS</b> - QC8001*
	180° PCB Type (For Data Group)	DD-14P <b>MM</b> P- QC8001*	DD-14P <b>MF</b> P- QC8001*	DSD-14P <b>MM</b> P- QC8001*	DSD-14P <b>MF</b> P- QC8001*

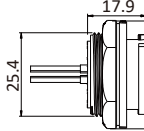
Receptacle, Circular Flange, **REAR** Fastened Nut, Push Lock, IP68 (Unmated)  
 Nut Torque Value: 10 ~ 12 kgf.cm | Recommended Panel Thickness: (with cap) max. 2.6mm, (without cap) max. 3.6mm

	Solder Type (For Data Group)	DD-14R <b>MMS</b> - QC8001	DD-14R <b>MFS</b> - QC8001	DSD-14R <b>MMS</b> - QC8001*	DSD-14R <b>MFS</b> - QC8001*
--	---------------------------------	-------------------------------	-------------------------------	---------------------------------	---------------------------------

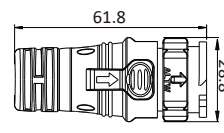
Receptacle With Wires, Circular Flange, **FRONT** Fastened Nut, Push Lock, IP68 (Unmated)  
 ① Wire Length: (10) 100mm ~ (50) 500mm<sup>1)</sup> | Nut Torque Value: 4 ~ 6 kgf.cm | Recommended Panel Thickness: (with cap) max. 3.0mm, (without cap) max. 4.0mm

	UL1430, XL-PVC Jacket	DD-14P <b>MMS</b> - QC8A ①*	DD-14P <b>MFS</b> - QC8A ①*	DSD-14P <b>MMS</b> - QC8A ①*	DSD-14P <b>MFS</b> - QC8A ①*
---	-----------------------	--------------------------------	--------------------------------	---------------------------------	---------------------------------

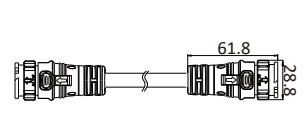
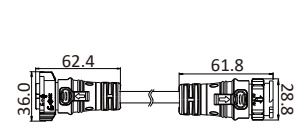
Receptacle With Wires, Circular Flange, **REAR** Fastened Nut, Push Lock, IP68 (Unmated)  
 ① Wire Length: (10) 100mm ~ (50) 500mm<sup>1)</sup> | Nut Torque Value: 4 ~ 6 kgf.cm | Recommended Panel Thickness: (with cap) max. 3.0mm, (without cap) max. 4.0mm

	UL1430, XL-PVC Jacket	DD-14R <b>MMS</b> - QC8A ①*	DD-14R <b>MFS</b> - QC8A ①*	DSD-14R <b>MMS</b> - QC8A ①*	DSD-14R <b>MFS</b> - QC8A ①*
--	-----------------------	--------------------------------	--------------------------------	---------------------------------	---------------------------------

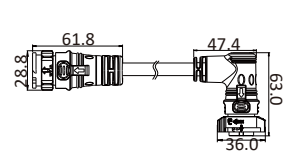
**STRAIGHT**, Overmolded Cable Assembly, Free Cable End, With Strain Relief, Push Lock, IP68 (Mated)  
 ① Cable Length: (01) 1M ~ (99) 99M<sup>1)</sup>


	UL21388, PVC Jacket (For Data Group)	DD-14A <b>MM</b> M- QL8D ①*	DD-14A <b>MF</b> M- QL8D ①*	DSD-14A <b>MM</b> M- QL8D ①*	DSD-14A <b>MF</b> M- QL8D ①*
--	---	--------------------------------	--------------------------------	---------------------------------	---------------------------------

**STRAIGHT-TO-STRAIGHT**, Overmolded Double-Ended Cable Assembly, IP68 (Mated)  
 ⑩ Cable Length: (A05) 0.5M, (001) 1M ~ (099) 99M<sup>1)</sup> | Connector / Contact Gender: (M) MM, (F) FF, (B) FM, (H) MF

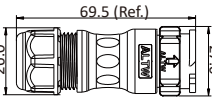
	End1: (H) MF   End2: (H) MF	-	AB-DD14HL- DDHL-QD ⑩	-	AB-DSD14HL- DSDHL-QD ⑩*
	End1: (M) MM   End2: (H) MF	AB-DD14ML- DDHL-QD ⑩	-	AB-DSD14ML- DSDHL-QD ⑩*	-
	End1: (M) MM   End2: (M) MM	AB-DD14ML- DDML-QD ⑩	-	AB-DSD14ML- DSDML-QD ⑩*	-
	End1: (H) MF   End2: (B) FM	-	AB-DD14HL- DDBL-QD ⑩	-	AB-DSD14HL- DSDBL-QD ⑩*
	End1: (M) MM   End2: (B) FM	AB-DD14ML- DDBL-QD ⑩	-	AB-DSD14ML- DSDBL-QD ⑩*	-
	End1: (M) MM   End2: (F) FF	AB-DD14ML- DDFL-QD ⑩	-	AB-DSD14ML- DSDFL-QD ⑩*	-

**STRAIGHT-TO-RIGHT ANGLE**, Overmolded Double-Ended Cable Assembly, Push Lock, IP68 (Mated)  
 ⑩ Cable Length: (A05) 0.5M, (001) 1M ~ (099) 99M<sup>1)</sup> | Connector / Contact Gender: (M) MM, (F) FF, (B) FM, (H) MF

	End1: (H) MF   End2: (B) FM	-	AB-DD14HL- DDBR-QD ⑩	-	AB-DSD14HL- DSDBR-QD ⑩*
	End1: (M) MM   End2: (F) FF	AB-DD14ML- DDFR-QD ⑩	-	AB-DSD14ML- DSDBR-QD ⑩*	-
	End1: (M) MM   End2: (B) FM	AB-DD14ML- DDBR-QD ⑩	-	AB-DSD14ML- DSDFR-QD ⑩*	-

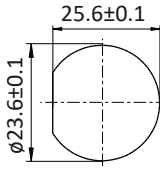

No of Contacts	14			
Rated Voltage (AC/DC)	300V			
Nominal Current	5A			
Plastic / Metal	Plastic		Metal	
Pin Assignment	MM	MF	MM	MF
<b>MM</b> : Male Connector Male Contact <b>MF</b> : Male Connector Female Contact				

Field Serviceable/Installable, **STRAIGHT**, Without Strain Relief, Push Lock, IP68 (Mated)  
 Sealing Nut Torque Value: 6 ~ 15 kgf.cm | Recommended Cable O.D.: (Red Seal) 8.0 ~ 10.0mm, (Yellow Seal) 10.0 ~ 12.0mm, (Blue Seal) 12.0 ~ 14.0mm

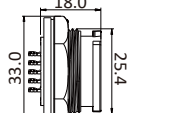
	Solder Type, For Data Group, Packing: Connector With Contacts	All Seals	DD-14B <b>MMG</b> - QL8AP0 *	DD-14B <b>MF G</b> - QL8AP0 *	DSD-14B <b>MMG</b> - QL8AP0 *	DSD-14B <b>MF G</b> - QL8AP0 *
		8.0 ~ 10.0mm Red Seal	DD-14B <b>MMG</b> - QL8SP0 *	DD-14B <b>MF G</b> - QL8SP0 *	DSD-14B <b>MMG</b> - QL8SP0 *	DSD-14B <b>MF G</b> - QL8SP0 *
		10.0 ~ 12.0mm Yellow Seal	DD-14B <b>MMG</b> - QL8MP0 *	DD-14B <b>MF G</b> - QL8MP0 *	DSD-14B <b>MMG</b> - QL8MP0 *	DSD-14B <b>MF G</b> - QL8MP0 *
		12.0 ~ 14.0mm Blue Seal	DD-14B <b>MMG</b> - QL8LP0 *	DD-14B <b>MF G</b> - QL8LP0 *	DSD-14B <b>MMG</b> - QL8LP0 *	DSD-14B <b>MF G</b> - QL8LP0 *
	Screw-in Type, For Data Group, Packing: Connector With Contacts	All Seals	DD-14B <b>MMB</b> - QL8AP0 *	DD-14B <b>MF B</b> - QL8AP0 *	DSD-14B <b>MMB</b> - QL8AP0 *	DSD-14B <b>MF B</b> - QL8AP0 *
		8.0 ~ 10.0mm Red Seal	DD-14B <b>MMB</b> - QL8SP0 *	DD-14B <b>MF B</b> - QL8SP0 *	DSD-14B <b>MMB</b> - QL8SP0 *	DSD-14B <b>MF B</b> - QL8SP0 *
		10.0 ~ 12.0mm Yellow Seal	DD-14B <b>MMB</b> - QL8MP0 *	DD-14B <b>MF B</b> - QL8MP0 *	DSD-14B <b>MMB</b> - QL8MP0 *	DSD-14B <b>MF B</b> - QL8MP0 *
		12.0 ~ 14.0mm Blue Seal	DD-14B <b>MMB</b> - QL8LP0 *	DD-14B <b>MF B</b> - QL8LP0 *	DSD-14B <b>MMB</b> - QL8LP0 *	DSD-14B <b>MF B</b> - QL8LP0 *
	Push-in Type, For Data Group, Packing: Connector With Contacts	All Seals	DD-14B <b>MME</b> - QL8AP0 *	DD-14B <b>MF E</b> - QL8AP0 *	DSD-14B <b>MME</b> - QL8AP0 *	DSD-14B <b>MF E</b> - QL8AP0 *
		8.0 ~ 10.0mm Red Seal	DD-14B <b>MME</b> - QL8SP0 *	DD-14B <b>MF E</b> - QL8SP0 *	DSD-14B <b>MME</b> - QL8SP0 *	DSD-14B <b>MF E</b> - QL8SP0 *
		10.0 ~ 12.0mm Yellow Seal	DD-14B <b>MME</b> - QL8MP0 *	DD-14B <b>MF E</b> - QL8MP0 *	DSD-14B <b>MME</b> - QL8MP0 *	DSD-14B <b>MF E</b> - QL8MP0 *
		12.0 ~ 14.0mm Blue Seal	DD-14B <b>MME</b> - QL8LP0 *	DD-14B <b>MF E</b> - QL8LP0 *	DSD-14B <b>MME</b> - QL8LP0 *	DSD-14B <b>MF E</b> - QL8LP0 *
	Crimp Type, For Data Group, Packing: Connector With Contacts	All Seals	DD-14B <b>MMA</b> - QL8AP0	DD-14B <b>MF A</b> - QL8AP0	DSD-14B <b>MMA</b> - QL8AP0 *	DSD-14B <b>MF A</b> - QL8AP0 *
		8.0 ~ 10.0mm Red Seal	DD-14B <b>MMA</b> - QL8SP0	DD-14B <b>MF A</b> - QL8SP0	DSD-14B <b>MMA</b> - QL8SP0 *	DSD-14B <b>MF A</b> - QL8SP0 *
		10.0 ~ 12.0mm Yellow Seal	DD-14B <b>MMA</b> - QL8MP0	DD-14B <b>MF A</b> - QL8MP0	DSD-14B <b>MMA</b> - QL8MP0 *	DSD-14B <b>MF A</b> - QL8MP0 *
		12.0 ~ 14.0mm Blue Seal	DD-14B <b>MMA</b> - QL8LP0	DD-14B <b>MF A</b> - QL8LP0	DSD-14B <b>MMA</b> - QL8LP0 *	DSD-14B <b>MF A</b> - QL8LP0 *
	Crimp Type, For Data Group, Packing: Connector Without Contacts	All Seals	DD-14B <b>MMA</b> - QL8ANO	DD-14B <b>MF A</b> - QL8ANO	-	-
		8.0 ~ 10.0mm Red Seal	DD-14B <b>MMA</b> - QL8SNO	DD-14B <b>MF A</b> - QL8SNO	-	-
		10.0 ~ 12.0mm Yellow Seal	DD-14B <b>MMA</b> - QL8MNO	DD-14B <b>MF A</b> - QL8MNO	-	-
		12.0 ~ 14.0mm Blue Seal	DD-14B <b>MMA</b> - QL8LNO	DD-14B <b>MF A</b> - QL8LNO	-	-

\*Upon Request

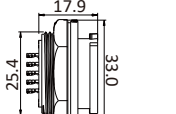
<sup>1)</sup> Standard Lengths: 1M, 2M, 3M, 4M, 5M and 10M. Higher MOQ Might Be Required For Non-Standard Lengths

No of Contacts	<b>Panel Cut Out</b> Circular Flange (D Cut) 	18			
Rated Voltage (AC/DC)		300V			
Nominal Current		5A			
Plastic / Metal		Plastic		Metal	
Pin Assignment		MM	MF	MM	MF
Pin Assignment <b>MM</b> : Male Connector Male Contact <b>FF</b> : Female Connector Female Contact <b>MF</b> : Male Connector Female Contact <b>FM</b> : Female Connector Male Contact					

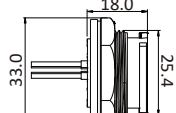
Receptacle, Circular Flange, **FRONT** Fastened Nut, Push Lock, IP68 (Unmated)  
 Nut Torque Value: 10 ~ 12 kgf.cm | Recommended Panel Thickness: (with cap) max. 2.6mm, (without cap) max. 3.6mm

	Solder Type (For Data Group)	DD-18P <b>MM</b> S- QC8001	DD-18P <b>MF</b> S- QC8001	DSD-18P <b>MM</b> S- QC8001 *	DSD-18P <b>MF</b> S- QC8001 *
	180° PCB Type (For Data Group)	DD-18P <b>MM</b> P- QC8001 *	DD-18P <b>MF</b> P- QC8001 *	DSD-18P <b>MM</b> P- QC8001 *	DSD-18P <b>MF</b> P- QC8001 *

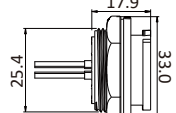
Receptacle, Circular Flange, **REAR** Fastened Nut, Push Lock, IP68 (Unmated)  
 Nut Torque Value: 10 ~ 12 kgf.cm | Recommended Panel Thickness: (with cap) max. 2.6mm, (without cap) max. 3.6mm

	Solder Type (For Data Group)	DD-18R <b>MM</b> S- QC8001	DD-18R <b>MF</b> S- QC8001	DSD-18R <b>MM</b> S- QC8001 *	DSD-18R <b>MF</b> S- QC8001 *
--	---------------------------------	-------------------------------	-------------------------------	----------------------------------	----------------------------------

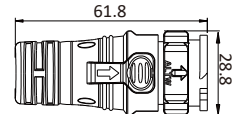
Receptacle With Wires, Circular Flange, **FRONT** Fastened Nut, Push Lock, IP68 (Unmated)  
 ① Wire Length: (10) 100mm ~ (50) 500mm<sup>1)</sup> | Nut Torque Value: 4 ~ 6 kgf.cm | Recommended Panel Thickness: (with cap) max. 3.0mm, (without cap) max. 4.0mm

	UL1430, XL-PVC Jacket	DD-18P <b>MM</b> S- QC8A ① *	DD-18P <b>MF</b> S- QC8A ① *	DSD-18P <b>MM</b> S- QC8A ① *	DSD-18P <b>MF</b> S- QC8A ① *
---	-----------------------	---------------------------------	---------------------------------	----------------------------------	----------------------------------

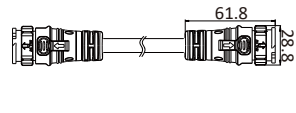
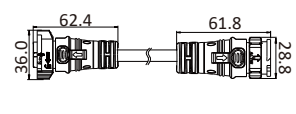
Receptacle With Wires, Circular Flange, **REAR** Fastened Nut, Push Lock, IP68 (Unmated)  
 ① Wire Length: (10) 100mm ~ (50) 500mm<sup>1)</sup> | Nut Torque Value: 4 ~ 6 kgf.cm | Recommended Panel Thickness: (with cap) max. 3.0mm, (without cap) max. 4.0mm

	UL1430, XL-PVC Jacket	DD-18R <b>MM</b> S- QC8A ① *	DD-18R <b>MF</b> S- QC8A ① *	DSD-18R <b>MM</b> S- QC8A ① *	DSD-18R <b>MF</b> S- QC8A ① *
--	-----------------------	---------------------------------	---------------------------------	----------------------------------	----------------------------------

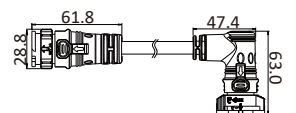
**STRAIGHT**, Overmolded Cable Assembly, Free Cable End, With Strain Relief, Push Lock, IP68 (Mated)  
 ① Cable Length: (01) 1M ~ (99) 99M<sup>1)</sup>


	UL21388, PVC Jacket (For Data Group)	DD-18A <b>MM</b> M- QL8D ① *	DD-18A <b>MF</b> M- QL8D ① *	DSD-18A <b>MM</b> M- QL8D ① *	DSD-18A <b>MF</b> M- QL8D ① *
--	---	---------------------------------	---------------------------------	----------------------------------	----------------------------------

**STRAIGHT-TO-STRAIGHT**, Overmolded Double-Ended Cable Assembly, IP68 (Mated)  
 ⑩ Cable Length: (A05) 0.5M, (001) 1M ~ (099) 99M<sup>1)</sup> | Connector / Contact Gender: (M) MM, (F) FF, (B) FM, (H) MF

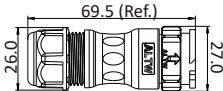
	End1: (H) MF   End2: (H) MF	-	AB-DD18HL- DDHL-QD ⑩	-	AB-DSD18HL- DSDHL-QD ⑩ *
	End1: (M) MM   End2: (H) MF	AB-DD18ML- DDHL-QD ⑩	-	AB-DSD18ML- DSDHL-QD ⑩ *	-
	End1: (M) MM   End2: (M) MM	AB-DD18ML- DDML-QD ⑩	-	AB-DSD18ML- DSDML-QD ⑩ *	-
	End1: (H) MF   End2: (B) FM	-	AB-DD18HL- DDBL-QD ⑩	-	AB-DSD18HL- DSDBL-QD ⑩ *
	End1: (M) MM   End2: (B) FM	AB-DD18ML- DDBL-QD ⑩	-	AB-DSD18ML- DSDBL-QD ⑩ *	-
	End1: (M) MM   End2: (F) FF	AB-DD18ML- DDFL-QD ⑩	-	AB-DSD18ML- DSDFL-QD ⑩ *	-

**STRAIGHT-TO-RIGHT ANGLE**, Overmolded Double-Ended Cable Assembly, Push Lock, IP68 (Mated)  
 ⑩ Cable Length: (A05) 0.5M, (001) 1M ~ (099) 99M<sup>1)</sup> | Connector / Contact Gender: (M) MM, (F) FF, (B) FM, (H) MF

	End1: (H) MF   End2: (B) FM	-	AB-DD18HL- DDBR-QD ⑩	-	AB-DSD18HL- DSDBR-QD ⑩ *
	End1: (M) MM   End2: (F) FF	AB-DD18ML- DDFR-QD ⑩	-	AB-DSD18ML- DSDBR-QD ⑩ *	-
	End1: (M) MM   End2: (B) FM	AB-DD18ML- DDBR-QD ⑩	-	AB-DSD18ML- DSDFR-QD ⑩ *	-

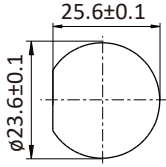

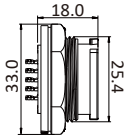
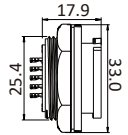
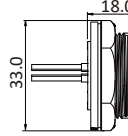
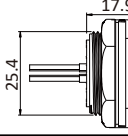
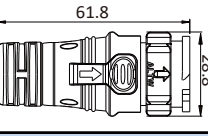
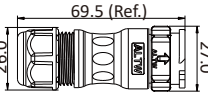
No of Contacts	18			
Rated Voltage (AC/DC)	300V			
Nominal Current	5A			
Plastic / Metal	Plastic		Metal	
Pin Assignment	MM	MF	MM	MF
<b>MM</b> : Male Connector Male Contact <b>MF</b> : Male Connector Female Contact				


Field Serviceable/Installable, **STRAIGHT**, Without Strain Relief, Push Lock, IP68 (Mated)  
 Sealing Nut Torque Value: 6 ~ 15 kgf.cm | Recommended Cable O.D.: (Red Seal) 8.0 ~ 10.0mm, (Yellow Seal) 10.0 ~ 12.0mm, (Blue Seal) 12.0 ~ 14.0mm

	Solder Type, For Data Group, Packing: Connector With Contacts	All Seals	DD-18B <b>MMG</b> - QL8AP0 *	DD-18B <b>MF G</b> - QL8AP0 *	DSD-18B <b>MMG</b> - QL8AP0 *	DSD-18B <b>MF G</b> - QL8AP0 *
		8.0 ~ 10.0mm Red Seal	DD-18B <b>MMG</b> - QL8SP0 *	DD-18B <b>MF G</b> - QL8SP0 *	DSD-18B <b>MMG</b> - QL8SP0 *	DSD-18B <b>MF G</b> - QL8SP0 *
		10.0 ~ 12.0mm Yellow Seal	DD-18B <b>MMG</b> - QL8MP0 *	DD-18B <b>MF G</b> - QL8MP0 *	DSD-18B <b>MMG</b> - QL8MP0 *	DSD-18B <b>MF G</b> - QL8MP0 *
		12.0 ~ 14.0mm Blue Seal	DD-18B <b>MMG</b> - QL8LP0 *	DD-18B <b>MF G</b> - QL8LP0 *	DSD-18B <b>MMG</b> - QL8LP0 *	DSD-18B <b>MF G</b> - QL8LP0 *
	Screw-in Type, For Data Group, Packing: Connector With Contacts	All Seals	DD-18B <b>MMB</b> - QL8AP0 *	DD-18B <b>MF B</b> - QL8AP0 *	DSD-18B <b>MMB</b> - QL8AP0 *	DSD-18B <b>MF B</b> - QL8AP0 *
		8.0 ~ 10.0mm Red Seal	DD-18B <b>MMB</b> - QL8SP0 *	DD-18B <b>MF B</b> - QL8SP0 *	DSD-18B <b>MMB</b> - QL8SP0 *	DSD-18B <b>MF B</b> - QL8SP0 *
		10.0 ~ 12.0mm Yellow Seal	DD-18B <b>MMB</b> - QL8MP0 *	DD-18B <b>MF B</b> - QL8MP0 *	DSD-18B <b>MMB</b> - QL8MP0 *	DSD-18B <b>MF B</b> - QL8MP0 *
		12.0 ~ 14.0mm Blue Seal	DD-18B <b>MMB</b> - QL8LP0 *	DD-18B <b>MF B</b> - QL8LP0 *	DSD-18B <b>MMB</b> - QL8LP0 *	DSD-18B <b>MF B</b> - QL8LP0 *
	Push-in Type, For Data Group, Packing: Connector With Contacts	All Seals	DD-18B <b>MME</b> - QL8AP0 *	DD-18B <b>MF E</b> - QL8AP0 *	DSD-18B <b>MME</b> - QL8AP0 *	DSD-18B <b>MF E</b> - QL8AP0 *
		8.0 ~ 10.0mm Red Seal	DD-18B <b>MME</b> - QL8SP0 *	DD-18B <b>MF E</b> - QL8SP0 *	DSD-18B <b>MME</b> - QL8SP0 *	DSD-18B <b>MF E</b> - QL8SP0 *
		10.0 ~ 12.0mm Yellow Seal	DD-18B <b>MME</b> - QL8MP0 *	DD-18B <b>MF E</b> - QL8MP0 *	DSD-18B <b>MME</b> - QL8MP0 *	DSD-18B <b>MF E</b> - QL8MP0 *
		12.0 ~ 14.0mm Blue Seal	DD-18B <b>MME</b> - QL8LP0 *	DD-18B <b>MF E</b> - QL8LP0 *	DSD-18B <b>MME</b> - QL8LP0 *	DSD-18B <b>MF E</b> - QL8LP0 *
	Crimp Type, For Data Group, Packing: Connector With Contacts	All Seals	DD-18B <b>MM A</b> - QL8AP0	DD-18B <b>MF A</b> - QL8AP0	DSD-18B <b>MM A</b> - QL8AP0 *	DSD-18B <b>MF A</b> - QL8AP0 *
		8.0 ~ 10.0mm Red Seal	DD-18B <b>MM A</b> - QL8SP0	DD-18B <b>MF A</b> - QL8SP0	DSD-18B <b>MM A</b> - QL8SP0 *	DSD-18B <b>MF A</b> - QL8SP0 *
		10.0 ~ 12.0mm Yellow Seal	DD-18B <b>MM A</b> - QL8MP0	DD-18B <b>MF A</b> - QL8MP0	DSD-18B <b>MM A</b> - QL8MP0 *	DSD-18B <b>MF A</b> - QL8MP0 *
		12.0 ~ 14.0mm Blue Seal	DD-18B <b>MM A</b> - QL8LP0	DD-18B <b>MF A</b> - QL8LP0	DSD-18B <b>MM A</b> - QL8LP0 *	DSD-18B <b>MF A</b> - QL8LP0 *
	Crimp Type, For Data Group, Packing: Connector Without Contacts	All Seals	DD-18B <b>MM A</b> - QL8AN0	DD-18B <b>MF A</b> - QL8AN0	-	-
		8.0 ~ 10.0mm Red Seal	DD-18B <b>MM A</b> - QL8SN0	DD-18B <b>MF A</b> - QL8SN0	-	-
		10.0 ~ 12.0mm Yellow Seal	DD-18B <b>MM A</b> - QL8MN0	DD-18B <b>MF A</b> - QL8MN0	-	-
		12.0 ~ 14.0mm Blue Seal	DD-18B <b>MM A</b> - QL8LN0	DD-18B <b>MF A</b> - QL8LN0	-	-

\*Upon Request

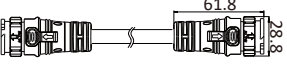
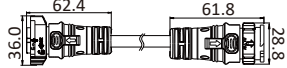
<sup>1)</sup> Standard Lengths: 1M, 2M, 3M, 4M, 5M and 10M. Higher MOQ Might Be Required For Non-Standard Lengths

No of Contacts	<b>Panel Cut Out</b> Circular Flange (D Cut)	78				
Rated Voltage (AC/DC)		60V				
Nominal Current		0.5A				
Plastic / Metal		Plastic		Metal		
Pin Assignment		MM	MF	MM	MF	
MM : Male Connector Male Contact MF : Male Connector Female Contact						
Receptacle, Circular Flange, <b>FRONT</b> Fastened Nut, Push Lock, IP68 (Unmated) Nut Torque Value: 10 ~ 12 kgf.cm   Recommended Panel Thickness: (with cap) max. 2.6mm, (without cap) max. 3.6mm						
	Solder Type (For Data Group)	DD-78PMM S- QC8001*	DD-78PMF S- QC8001*	DSD-78PMM S- QC8001*	DSD-78PMF S- QC8001*	
	180° PCB Type (For Data Group)	DD-78PMM P- QC8001*	DD-78PMF P- QC8001*	DSD-78PMM P- QC8001*	DSD-78PMF P- QC8001*	
Receptacle, Circular Flange, <b>REAR</b> Fastened Nut, Push Lock, IP68 (Unmated) Nut Torque Value: 10 ~ 12 kgf.cm   Recommended Panel Thickness: (with cap) max. 2.6mm, (without cap) max. 3.6mm						
	Solder Type (For Data Group)	DD-78RMM S- QC8001*	DD-78RMF S- QC8001*	DSD-78RMM S- QC8001*	DSD-78RMF S- QC8001*	
	180° PCB Type (For Data Group)	DD-78RMM P- QC8001*	DD-78RMF P- QC8001*	DSD-78RMM P- QC8001*	DSD-78RMF P- QC8001*	
Receptacle With Wires, Circular Flange, <b>FRONT</b> Fastened Nut, Push Lock, IP68 (Unmated) Nut Torque Value: 4 ~ 6 kgf.cm   Recommended Panel Thickness: (with cap) max. 3.0mm, (without cap) max. 4.0mm ⑪ Wire Length: (10) 100mm ~ (50) 500mm <sup>1)</sup>						
	UL1430, XL-PVC Jacket	DD-78PMM S- QC8A ⑪ *	DD-78PMF S- QC8A ⑪ *	DSD-78PMM S- QC8A ⑪ *	DSD-78PMF S- QC8A ⑪ *	
Receptacle With Wires, Circular Flange, <b>REAR</b> Fastened Nut, Push Lock, IP68 (Unmated) Nut Torque Value: 4 ~ 6 kgf.cm   Recommended Panel Thickness: (with cap) max. 3.0mm, (without cap) max. 4.0mm ⑪ Wire Length: (10) 100mm ~ (50) 500mm <sup>1)</sup>						
	UL1430, XL-PVC Jacket	DD-78RMM S- QC8A ⑪ *	DD-78RMF S- QC8A ⑪ *	DSD-78RMM S- QC8A ⑪ *	DSD-78RMF S- QC8A ⑪ *	
<b>STRAIGHT</b> , Overmolded Cable Assembly, Free Cable End, With Strain Relief, Push Lock, IP68 (Mated) ⑪ Cable Length: (01) 1M ~ (99) 99M <sup>1)</sup>						
	UL21388, PVC Jacket (For Data Group)	DD-78A MM M- QL8D ⑪ *	DD-78A MF M- QL8D ⑪ *	DSD-78A MM M- QL8D ⑪ *	DSD-78A MF M- QL8D ⑪ *	
Field Serviceable/Installable, <b>STRAIGHT</b> , Without Strain Relief, Push Lock, IP68 (Mated) Sealing Nut Torque Value: 6 ~ 15 kgf.cm   Recommended Cable O.D.: (Red Seal) 8.0 ~ 10.0mm, (Yellow Seal) 10.0 ~ 12.0mm, (Blue Seal) 12.0 ~ 14.0mm						
	Solder Type, For Data Group, Packing: Connector With Contacts	All Seals	DD-78B MM G- QL8AP0 *	DD-78B MF G- QL8AP0 *	DSD-78B MM G- QL8AP0 *	DSD-78BMF G- QL8AP0 *
8.0 ~ 10.0mm Red Seal		DD-78B MM G- QL8SP0 *	DD-78B MF G- QL8SP0 *	DSD-78B MM G- QL8SP0 *	DSD-78BMF G- QL8SP0 *	
10.0 ~ 12.0mm Yellow Seal		DD-78B MM G- QL8MP0 *	DD-78B MF G- QL8MP0 *	DSD-78B MM G- QL8MP0 *	DSD-78BMF G- QL8MP0 *	
12.0 ~ 14.0mm Blue Seal		DD-78B MM G- QL8LP0 *	DD-78B MF G- QL8LP0 *	DSD-78B MM G- QL8LP0 *	DSD-78BMF G- QL8LP0 *	

No of Contacts	78	
Rated Voltage (AC/DC)	60V	
Nominal Current	0.5A	
Plastic / Metal	Plastic	Metal
Pin Assignment <b>MM</b> : Male Connector Male Contact <b>FF</b> : Female Connector Female Contact <b>MF</b> : Male Connector Female Contact <b>FM</b> : Female Connector Male Contact		

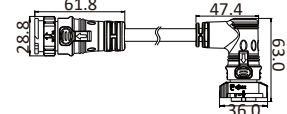
**STRAIGHT-TO-STRAIGHT**, Overmolded Double-Ended Cable Assembly, IP68 (Mated)

⑩ Cable Length: (A05) 0.5M, (001) 1M ~ (099) 99M<sup>1)</sup> | Connector/Contact Gender: **(M)** MM, **(F)** FF, **(B)** FM, **(H)** MF

	End1: <b>(H)</b> MF   End2: <b>(H)</b> MF	-	AB-DD78 HL-DD HL-QD ⑩ *	-	AB-DSD78 HL-DSD HL-QD ⑩ *
	End1: <b>(M)</b> MM   End2: <b>(H)</b> MF	AB-DD78 ML-DD HL-QD ⑩ *	-	AB-DSD78 ML-DSD HL-QD ⑩ *	-
	End1: <b>(M)</b> MM   End2: <b>(M)</b> MM	AB-DD78 ML-DD ML-QD ⑩ *	-	AB-DSD78 ML-DSD ML-QD ⑩ *	-
	End1: <b>(H)</b> MF   End2: <b>(B)</b> FM	-	AB-DD78 HL-DD BL-QD ⑩ *	-	AB-DSD78 HL-DSD BL-QD ⑩ *
	End1: <b>(M)</b> MM   End2: <b>(B)</b> FM	AB-DD78 ML-DD BL-QD ⑩ *	-	AB-DSD78 ML-DSD BL-QD ⑩ *	-
	End1: <b>(M)</b> MM   End2: <b>(F)</b> FF	AB-DD78 ML-DD FL-QD ⑩ *	-	AB-DSD78 ML-DSD FL-QD ⑩ *	-

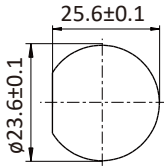

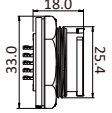
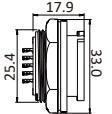
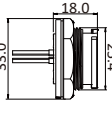
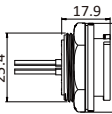
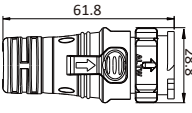
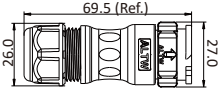
**STRAIGHT-TO-RIGHT ANGLE**, Overmolded Double-Ended Cable Assembly, Push Lock, IP68 (Mated)


⑩ Cable Length: (A05) 0.5M, (001) 1M ~ (099) 99M<sup>1)</sup> | Connector/Contact Gender: **(M)** MM, **(F)** FF, **(B)** FM, **(H)** MF

	End1: <b>(H)</b> MF   End2: <b>(B)</b> FM	-	AB-DD78 HL-DD BR-QD ⑩ *	-	AB-DSD78 HL-DSD BR-QD ⑩ *
	End1: <b>(M)</b> MM   End2: <b>(F)</b> FF	AB-DD78 ML-DD FR-QD ⑩ *	-	AB-DSD78 ML-DSD BR-QD ⑩ *	-
	End1: <b>(M)</b> MM   End2: <b>(B)</b> FM	AB-DD78 ML-DD BR-QD ⑩ *	-	AB-DSD78 ML-DSD FR-QD ⑩ *	-

\*Upon Request

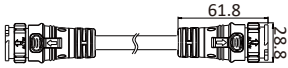
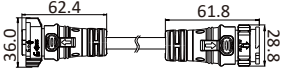
<sup>1)</sup> Standard Lengths: 1M, 2M, 3M, 4M, 5M and 10M. Higher MOQ Might Be Required For Non-Standard Lengths

No of Contacts	<b>Panel Cut Out</b> Circular Flange (D Cut) 	100				
Rated Voltage (AC/DC)		60V				
Nominal Current		0.5A				
Plastic / Metal		Plastic		Metal		
Pin Assignment		MM	MF	MM	MF	
Pin Assignment <b>MM:</b> Male Connector Male Contact <b>MF:</b> Male Connector Female Contact						
Receptacle, Circular Flange, <b>FRONT</b> Fastened Nut, Push Lock, IP68 (Unmated) Nut Torque Value: 10 ~ 12 kgf.cm   Recommended Panel Thickness: (with cap) max. 2.6mm, (without cap) max. 3.6mm						
	Solder Type (For Data Group)	DD-100 <b>MM</b> S- QC8001*	DD-100 <b>MF</b> S- QC8001*	DSD-100 <b>MM</b> S- QC8001*	DSD-100 <b>MF</b> S- QC8001*	
	180° PCB Type (For Data Group)	DD-100 <b>MM</b> P- QC8001*	DD-100 <b>MF</b> P- QC8001*	DSD-100 <b>MM</b> P- QC8001*	DSD-100 <b>MF</b> P- QC8001*	
Receptacle, Circular Flange, <b>REAR</b> Fastened Nut, Push Lock, IP68 (Unmated) Nut Torque Value: 10 ~ 12 kgf.cm   Recommended Panel Thickness: (with cap) max. 2.6mm, (without cap) max. 3.6mm						
	Solder Type (For Data Group)	DD-100 <b>RM</b> S- QC8001*	DD-100 <b>RF</b> S- QC8001*	DSD-100 <b>RM</b> S- QC8001*	DSD-100 <b>RF</b> S- QC8001*	
Receptacle With Wires, Circular Flange, <b>FRONT</b> Fastened Nut, Push Lock, IP68 (Unmated) Nut Torque Value: 4 ~ 6 kgf.cm   Recommended Panel Thickness: (with cap) max. 3.0mm, (without cap) max. 4.0mm ⑪ Wire Length: (10) 100mm ~ (50) 500mm <sup>1)</sup>						
	UL1430, XL-PVC Jacket	DD-100 <b>MM</b> S- QC8A ⑪*	DD-100 <b>MF</b> S- QC8A ⑪*	DSD-100 <b>MM</b> S- QC8A ⑪*	DSD-100 <b>MF</b> S- QC8A ⑪*	
Receptacle With Wires, Circular Flange, <b>REAR</b> Fastened Nut, Push Lock, IP68 (Unmated) Nut Torque Value: 4 ~ 6 kgf.cm   Recommended Panel Thickness: (with cap) max. 3.0mm, (without cap) max. 4.0mm ⑪ Wire Length: (10) 100mm ~ (50) 500mm <sup>1)</sup>						
	UL1430, XL-PVC Jacket	DD-100 <b>RM</b> S- QC8A ⑪*	DD-100 <b>RF</b> S- QC8A ⑪*	DSD-100 <b>RM</b> S- QC8A ⑪*	DSD-100 <b>RF</b> S- QC8A ⑪*	
<b>STRAIGHT</b> , Overmolded Cable Assembly, Free Cable End, With Strain Relief, Push Lock, IP68 (Mated) ⑪ Cable Length: (01) 1M ~ (99) 99M <sup>1)</sup>						
	UL21388, PVC Jacket (For Data Group)	DD-100 <b>AM</b> M- QL8D ⑪*	DD-100 <b>AM</b> F- QL8D ⑪*	DSD-100 <b>AM</b> M- QL8D ⑪*	DSD-100 <b>AM</b> F- QL8D ⑪*	
Field Serviceable/Installable, <b>STRAIGHT</b> , Without Strain Relief, Push Lock, IP68 (Mated) Sealing Nut Torque Value: 6 ~ 15 kgf.cm   Recommended Cable O.D.: (Red Seal) 4.0 ~ 6.0mm, (Blue Seal) 6.0 ~ 8.0mm						
	Solder Type, For Data Group, Packing: Connector With Contacts	All Seals	DD-100 <b>BMM</b> G- QL8AP0*	DD-100 <b>BMF</b> G- QL8AP0*	DSD-100 <b>BMM</b> G- QL8AP0*	DSD-100 <b>BMF</b> G- QL8AP0*
8.0 ~ 10.0mm Red Seal		DD-100 <b>BMM</b> G- QL8SP0*	DD-100 <b>BMF</b> G- QL8SP0*	DSD-100 <b>BMM</b> G- QL8SP0*	DSD-100 <b>BMF</b> G- QL8SP0*	
10.0 ~ 12.0mm Yellow Seal		DD-100 <b>BMM</b> G- QL8MP0*	DD-100 <b>BMF</b> G- QL8MP0*	DSD-100 <b>BMM</b> G- QL8MP0*	DSD-100 <b>BMF</b> G- QL8MP0*	
12.0 ~ 14.0mm Blue Seal		DD-100 <b>BMM</b> G- QL8LP0*	DD-100 <b>BMF</b> G- QL8LP0*	DSD-100 <b>BMM</b> G- QL8LP0*	DSD-100 <b>BMF</b> G- QL8LP0*	

No of Contacts	100	
Rated Voltage (AC/DC)	60V	
Nominal Current	0.5A	
Plastic / Metal	Plastic	Metal
Pin Assignment MM: Male Connector Male Contact FF: Female Connector Female Contact MF: Male Connector Female Contact FM: Female Connector Male Contact		

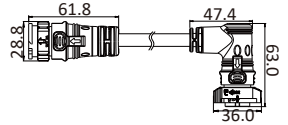
**STRAIGHT-TO-STRAIGHT, Overmolded Double-Ended Cable Assembly, IP68 (Mated)**

⑩ Cable Length: (A05) 0.5M, (001) 1M ~ (099) 99M <sup>1)</sup> | Connector/Contact Gender: **(M)** MM, **(F)** FF, **(B)** FM, **(H)** MF

	End1: <b>(H)</b> MF   End2: <b>(H)</b> MF	-	AB-DD100HL-DDHL-QD ⑩*	-	AB-DSD100HL-DSDHL-QD ⑩*
	End1: <b>(M)</b> MM   End2: <b>(H)</b> MF	AB-DD100ML-DDHL-QD ⑩*	-	AB-DSD100ML-DSDHL-QD ⑩*	-
	End1: <b>(M)</b> MM   End2: <b>(M)</b> MM	AB-DD100ML-DDML-QD ⑩*	-	AB-DSD100ML-DSDML-QD ⑩*	-
	End1: <b>(H)</b> MF   End2: <b>(B)</b> FM	-	AB-DD100HL-DDBL-QD ⑩*	-	AB-DSD100HL-DSDBL-QD ⑩*
	End1: <b>(M)</b> MM   End2: <b>(B)</b> FM	AB-DD100ML-DDBL-QD ⑩*	-	AB-DSD100ML-DSDBL-QD ⑩*	-
	End1: <b>(M)</b> MM   End2: <b>(F)</b> FF	AB-DD100ML-DDFL-QD ⑩*	-	AB-DSD100ML-DSDFL-QD ⑩*	-


**STRAIGHT-TO-RIGHT ANGLE, Overmolded Double-Ended Cable Assembly, Push Lock, IP68 (Mated)**

⑩ Cable Length: (A05) 0.5M, (001) 1M ~ (099) 99M <sup>1)</sup> | Connector/Contact Gender: **(M)** MM, **(F)** FF, **(B)** FM

	End1: <b>(H)</b> MF   End2: <b>(B)</b> FM	-	AB-DD100HL-DDBR-QD ⑩*	-	AB-DSD100HL-DSDBR-QD ⑩*
	End1: <b>(M)</b> MM   End2: <b>(F)</b> FF	AB-DD100ML-DDFR-QD ⑩*	-	AB-DSD100ML-DSDBR-QD ⑩*	-
	End1: <b>(M)</b> MM   End2: <b>(B)</b> FM	AB-DD100ML-DDBR-QD ⑩*	-	AB-DSD100ML-DSDFR-QD ⑩*	-

\*Upon Request

<sup>1)</sup> Standard Lengths: 1M, 2M, 3M, 4M, 5M and 10M. Higher MOQ Might Be Required For Non-Standard Lengths

No of Contacts	2	
Rated Voltage (AC/DC)	300V	
Nominal Current	20A	
Plastic / Metal	Plastic	
Pin Assignment	FF	FM
<b>MM</b> : Male Connector Male Contact <b>FF</b> : Female Connector Female Contact <b>MF</b> : Male Connector Female Contact <b>FM</b> : Female Connector Male Contact <b>M+F</b> : Male PWR + Female GND <b>F+M</b> : Female PWR + Male GND		

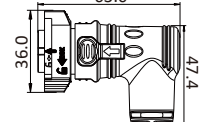
**STRAIGHT, Overmolded Cable Assembly, Free Cable End, With Strain Relief, Push Lock, IP68 (Mated)**

**11** Cable Length: (01) 1M ~ (99) 99M<sup>1)</sup>

	UL SJTW, PVC Jacket (For Power Group)	DC-02AFFM-QL8E <b>11</b>	DC-02AFMM-QL8E <b>11</b>
--	--	--------------------------	--------------------------

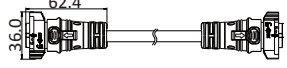
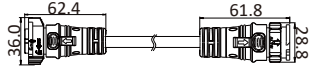
**RIGHT ANGLE, Overmolded Cable Assembly, Free Cable End, With Strain Relief, Push Lock, IP68 (Mated)**

**11** Cable Length: (01) 1M ~ (99) 99M<sup>1)</sup>

	UL SJTW, PVC Jacket (For Power Group)	DC-02AFFM-QR8E <b>11</b>	DC-02AFMM-QR8E <b>11</b>
--	--	--------------------------	--------------------------

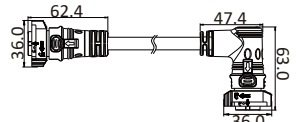
**STRAIGHT-TO-STRAIGHT, Overmolded Double-Ended Cable Assembly, IP68 (Mated)**

**10** Cable Length: (A05) 0.5M, (001) 1M ~ (099) 99M<sup>1)</sup> | Connector / Contact Gender: **(F)** FF, **(B)** FM, **(H)** MF

	End1: <b>(F)</b> FF   End2: <b>(F)</b> FF	AB-DC02FL-DCFL-QE <b>10</b>	-
	End1: <b>(F)</b> FF   End2: <b>(B)</b> FM	AB-DC02FL-DCBL-QE <b>10</b>	-
	End1: <b>(B)</b> FM   End2: <b>(B)</b> FM	-	AB-DC02BL-DCBL-QE <b>10</b>
	End1: <b>(F)</b> FF   End2: <b>(H)</b> MF	AB-DC02FL-DCHL-QE <b>10</b>	-

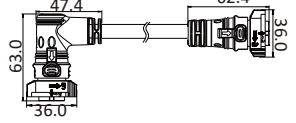
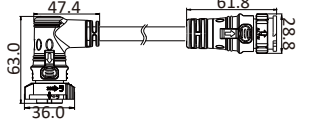
**STRAIGHT-TO-RIGHT ANGLE, Overmolded Double-Ended Cable Assembly, Push Lock, IP68 (Mated)**

**10** Cable Length: (A05) 0.5M, (001) 1M ~ (099) 99M<sup>1)</sup> | Connector / Contact Gender: **(F)** FF, **(B)** FM

	End1: <b>(F)</b> FF   End2: <b>(F)</b> FF	AB-DC02FL-DCFR-QE <b>10</b>	-
	End1: <b>(F)</b> FF   End2: <b>(B)</b> FM	AB-DC02FL-DCBR-QE <b>10</b>	-
	End1: <b>(B)</b> FM   End2: <b>(B)</b> FM	-	AB-DC02BL-DCBR-QE <b>10</b>

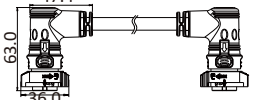
**RIGHT ANGLE-TO-STRAIGHT, Overmolded Double-Ended Cable Assembly, Push Lock, IP68 (Mated)**

**10** Cable Length: (A05) 0.5M, (001) 1M ~ (099) 99M<sup>1)</sup> | Connector / Contact Gender: **(F)** FF, **(B)** FM, **(H)** MF

	End1: <b>(F)</b> FF   End2: <b>(B)</b> FM	AB-DC02FR-DCBL-QE <b>10</b>	-
	End1: <b>(F)</b> FF   End2: <b>(H)</b> MF	AB-DC02FR-DCHL-QE <b>10</b>	-


**RIGHT ANGLE-TO-RIGHT ANGLE, Overmolded Double-Ended Cable Assembly, Push Lock, IP68 (Mated)**

**10** Cable Length: (A05) 0.5M, (001) 1M ~ (099) 99M<sup>1)</sup> | Connector / Contact Gender: **(F)** FF, **(B)** FM

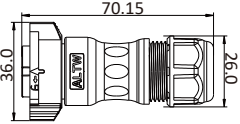
	End1: <b>(F)</b> FF   End2: <b>(F)</b> FF	AB-DC02FR-DCFR-QE <b>10</b>	-
	End1: <b>(F)</b> FF   End2: <b>(B)</b> FM	AB-DC02FR-DCBR-QE <b>10</b>	AB-DC02BR-DCBR-QE <b>10</b>

\*Upon Request

<sup>1)</sup> Standard Lengths: 1M, 2M, 3M, 4M, 5M and 10M. Higher MOQ Might Be Required For Non-Standard Lengths



No of Contacts	2	
Rated Voltage (AC/DC)	300V	
Nominal Current	20A	
Plastic / Metal	Plastic	
Pin Assignment	FF	FM
FF : Female Connector Female Contact FM : Female Connector Male Contact		

Field Serviceable/Installable, **STRAIGHT**, Without Strain Relief, Push Lock, IP68 (Mated)  
 Sealing Nut Torque Value: 6 ~ 15 kgf.cm | Recommended Cable O.D.: (Red Seal) 8.0 ~ 10.0mm, (Yellow Seal) 10.0 ~ 12.0mm, (Blue Seal) 12.0 ~ 14.0mm

	Solder Type, For Power Group, Packing: Connector With Contacts	All Seals	DC-02B <b>FFG</b> -QL8APP *	DC-02B <b>FMG</b> -QL8APP *
		8.0 ~ 10.0mm Red Seal	DC-02B <b>FFG</b> -QL8SPP *	DC-02B <b>FMG</b> -QL8SPP *
		10.0 ~ 12.0mm Yellow Seal	DC-02B <b>FFG</b> -QL8MPP *	DC-02B <b>FMG</b> -QL8MPP *
		12.0 ~ 14.0mm Blue Seal	DC-02B <b>FFG</b> -QL8LPP *	DC-02B <b>FMG</b> -QL8LPP *
	Screw-in Type, For Power Group, Packing: Connector With Contacts	All Seals	DC-02B <b>FFB</b> -QL8APP	DC-02B <b>FMB</b> -QL8APP
		8.0 ~ 10.0mm Red Seal	DC-02B <b>FFB</b> -QL8SPP	DC-02B <b>FMB</b> -QL8SPP
		10.0 ~ 12.0mm Yellow Seal	DC-02B <b>FFB</b> -QL8MPP	DC-02B <b>FMB</b> -QL8MPP
		12.0 ~ 14.0mm Blue Seal	DC-02B <b>FFB</b> -QL8LPP	DC-02B <b>FMB</b> -QL8LPP
	Push-in Type, For Power Group, Packing: Connector With Contacts	All Seals	DC-02B <b>FFE</b> -QL8APP *	DC-02B <b>FME</b> -QL8APP *
		8.0 ~ 10.0mm Red Seal	DC-02B <b>FFE</b> -QL8SPP *	DC-02B <b>FME</b> -QL8SPP *
		10.0 ~ 12.0mm Yellow Seal	DC-02B <b>FFE</b> -QL8MPP *	DC-02B <b>FME</b> -QL8MPP *
		12.0 ~ 14.0mm Blue Seal	DC-02B <b>FFE</b> -QL8LPP *	DC-02B <b>FME</b> -QL8LPP *
	Crimp Type, For Power Group, Packing: Connector With Contacts	All Seals	DC-02B <b>FFA</b> -QL8APP	DC-02B <b>FMA</b> -QL8APP
		8.0 ~ 10.0mm Red Seal	DC-02B <b>FFA</b> -QL8SPP	DC-02B <b>FMA</b> -QL8SPP
		10.0 ~ 12.0mm Yellow Seal	DC-02B <b>FFA</b> -QL8MPP	DC-02B <b>FMA</b> -QL8MPP
		12.0 ~ 14.0mm Blue Seal	DC-02B <b>FFA</b> -QL8LPP	DC-02B <b>FMA</b> -QL8LPP
	Crimp Type, For Power Group, Packing: Connector Without Contact	All Seals	DC-02B <b>FFA</b> -QL8ANP	DC-02B <b>FMA</b> -QL8ANP
		8.0 ~ 10.0mm Red Seal	DC-02B <b>FFA</b> -QL8SNP	DC-02B <b>FMA</b> -QL8SNP
		10.0 ~ 12.0mm Yellow Seal	DC-02B <b>FFA</b> -QL8MNP	DC-02B <b>FMA</b> -QL8MNP
		12.0 ~ 14.0mm Blue Seal	DC-02B <b>FFA</b> -QL8LNP	DC-02B <b>FMA</b> -QL8LNP

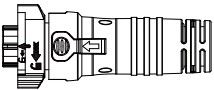
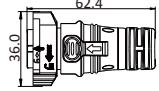
\*Upon Request

<sup>1)</sup> Standard Lengths: 1M, 2M, 3M, 4M, 5M and 10M. Higher MOQ Might Be Required For Non-Standard Lengths

No of Contacts	3		
Rated Voltage (AC/DC)	300V		
Nominal Current	20A	50A	
Plastic / Metal	Plastic		Plastic
Pin Assignment	FF	FM	FF
<b>MM</b> : Male Connector Male Contact <b>FF</b> : Female Connector Female Contact <b>MF</b> : Male Connector Female Contact <b>FM</b> : Female Connector Male Contact <b>M+F</b> : Male PWR + Female GND, <b>F+M</b> : Female PWR + Male GND			

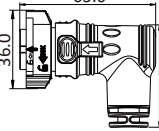
**STRAIGHT, Overmolded Cable Assembly, Free Cable End, With Strain Relief, Push Lock, IP68 (Mated)**

⑩ Cable Length: (01) 1M ~ (99) 99M<sup>1)</sup>

	UL2517, PVC Jacket (For Power Group)	-	-	DM-03BFFM-QL8C ⑩
	UL SJTW, PVC Jacket (For Power Group)	DC-03AFFM-QL8E ⑩	DC-03AFMM-QL8E ⑩	-

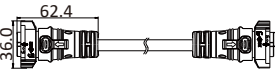

**RIGHT ANGLE, Overmolded Cable Assembly, Free Cable End, With Strain Relief, Push Lock, IP68 (Mated)**

⑩ Cable Length: (01) 1M ~ (99) 99M<sup>1)</sup>

	UL2517, PVC Jacket (For Power Group)	-	-	DM-03BFFM-QR8C ⑩*
	UL SJTW, PVC Jacket (For Power Group)	DC-03AFFM-QR8E ⑩	DC-03AFMM-QR8E ⑩	-

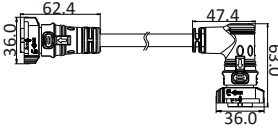
**STRAIGHT-TO-STRAIGHT, Overmolded Double-Ended Cable Assembly, IP68 (Mated)**

⑩ Cable Length: (A05) 0.5M, (001) 1M ~ (099) 99M<sup>1)</sup> | Connector / Contact Gender: **(F)** FF, **(B)** FM, **(H)** MF

	End1: <b>(F)</b> FF   End2: <b>(F)</b> FF	AB-DC03FL-DCFL-QE ⑩	-	AB-DM03FL-DMFL-QC ⑩*
	End1: <b>(F)</b> FF   End2: <b>(B)</b> FM	AB-DC03FL-DCBL-QE ⑩	-	-
	End1: <b>(B)</b> FM   End2: <b>(B)</b> FM	-	AB-DC03BL-DCBL-QE ⑩	-
	End1: <b>(F)</b> FF   End2: <b>(H)</b> MF	AB-DC03FL-DCHL-QE ⑩	-	-

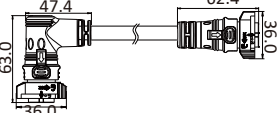
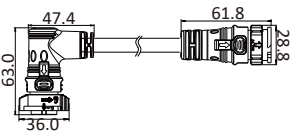
**STRAIGHT-TO-RIGHT ANGLE, Overmolded Double-Ended Cable Assembly, Push Lock, IP68 (Mated)**

⑩ Cable Length: (A05) 0.5M, (001) 1M ~ (099) 99M<sup>1)</sup> | Connector / Contact Gender: **(F)** FF, **(B)** FM

	End1: <b>(F)</b> FF   End2: <b>(F)</b> FF	AB-DC03FL-DCFR-QE ⑩	-	AB-DM03FL-DMFR-QC ⑩*
	End1: <b>(F)</b> FF   End2: <b>(B)</b> FM	AB-DC03FL-DCBR-QE ⑩	-	-
	End1: <b>(B)</b> FM   End2: <b>(B)</b> FM	-	AB-DC03BL-DCBR-QE ⑩	-

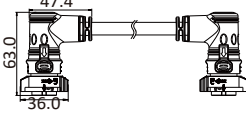
**RIGHT ANGLE-TO-STRAIGHT, Overmolded Double-Ended Cable Assembly, Push Lock, IP68 (Mated)**



⑩ Cable Length: (A05) 0.5M, (001) 1M ~ (099) 99M<sup>1)</sup> | Connector / Contact Gender: **(F)** FF, **(B)** FM, **(H)** MF

	End1: <b>(F)</b> FF   End2: <b>(B)</b> FM	AB-DC03FR-DCBL-QE ⑩	-	-
	End1: <b>(F)</b> FF   End2: <b>(H)</b> MF	AB-DC03FR-DCHL-QE ⑩	-	-

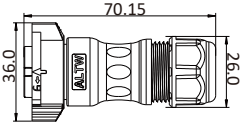
**RIGHT ANGLE-TO-RIGHT ANGLE, Overmolded Double-Ended Cable Assembly, Push Lock, IP68 (Mated)**

⑩ Cable Length: (A05) 0.5M, (001) 1M ~ (099) 99M<sup>1)</sup> | Connector / Contact Gender: **(F)** FF, **(B)** FM

	End1: <b>(F)</b> FF   End2: <b>(F)</b> FF	AB-DC03FR-DCFR-QE ⑩	-	AB-DM03FR-DMFR-QC ⑩*
	End1: <b>(F)</b> FF   End2: <b>(B)</b> FM	AB-DC03FR-DCBR-QE ⑩	AB-DC03BR-DCBR-QE ⑩	-


No of Contacts	3		
Rated Voltage (AC/DC)	300V		
Nominal Current	20A	50A	
Plastic / Metal	Plastic		Plastic
Pin Assignment	FF	FM	FF
FF : Female Connector Female Contact FM : Female Connector Male Contact			

Field Serviceable/Installable, **STRAIGHT**, Without Strain Relief, Push Lock, IP68 (Mated)  
 Sealing Nut Torque Value: 6 ~ 15 kgf.cm | Recommended Cable O.D.: (Red Seal) 8.0 ~ 10.0mm, (Yellow Seal) 10.0 ~ 12.0mm, (Blue Seal) 12.0 ~ 14.0mm

	Solder Type, For Power Group, Packing: Connector With Contacts	All Seals	DC-03BFFG-QL8APP *	DC-03BFMG-QL8APP *	DM-03BFFG-QL8APP *
		8.0 ~ 10.0mm Red Seal	DC-03BFFG-QL8SPP *	DC-03BFMG-QL8SPP *	DM-03BFFG-QL8SPP *
		10.0 ~ 12.0mm Yellow Seal	DC-03BFFG-QL8MPP *	DC-03BFMG-QL8MPP *	DM-03BFFG-QL8MPP *
		12.0 ~ 14.0mm Blue Seal	DC-03BFFG-QL8LPP *	DC-03BFMG-QL8LPP *	DM-03BFFG-QL8LPP *
	Screw-in Type, For Power Group, Packing: Connector With Contacts	All Seals	DC-03BFFB-QL8APP	DC-03BFMB-QL8APP	DM-03BFFB-QL8APP *
		8.0 ~ 10.0mm Red Seal	DC-03BFFB-QL8SPP	DC-03BFMB-QL8SPP	DM-03BFFB-QL8SPP *
		10.0 ~ 12.0mm Yellow Seal	DC-03BFFB-QL8MPP	DC-03BFMB-QL8MPP	DM-03BFFB-QL8MPP *
		12.0 ~ 14.0mm Blue Seal	DC-03BFFB-QL8LPP	DC-03BFMB-QL8LPP	DM-03BFFB-QL8LPP *
	Push-in Type, For Power Group, Packing: Connector With Contacts	All Seals	DC-03BFFE-QL8APP *	DC-03BFME-QL8APP *	DM-03BFFE-QL8APP *
		8.0 ~ 10.0mm Red Seal	DC-03BFFE-QL8SPP *	DC-03BFME-QL8SPP *	DM-03BFFE-QL8SPP *
		10.0 ~ 12.0mm Yellow Seal	DC-03BFFE-QL8MPP *	DC-03BFME-QL8MPP *	DM-03BFFE-QL8MPP *
		12.0 ~ 14.0mm Blue Seal	DC-03BFFE-QL8LPP *	DC-03BFME-QL8LPP *	DM-03BFFE-QL8LPP *
	Crimp Type, For Power Group, Packing: Connector With Contacts	All Seals	DC-03BFFA-QL8APP	DC-03BFMA-QL8APP	DM-03BFFA-QL8APP *
		8.0 ~ 10.0mm Red Seal	DC-03BFFA-QL8SPP	DC-03BFMA-QL8SPP	DM-03BFFA-QL8SPP *
		10.0 ~ 12.0mm Yellow Seal	DC-03BFFA-QL8MPP	DC-03BFMA-QL8MPP	DM-03BFFA-QL8MPP *
		12.0 ~ 14.0mm Blue Seal	DC-03BFFA-QL8LPP	DC-03BFMA-QL8LPP	DM-03BFFA-QL8LPP *
	Crimp Type, For Power Group, Packing: Connector Without Contact	All Seals	DC-03BFFA-QL8ANP	DC-03BFMA-QL8ANP	-
		8.0 ~ 10.0mm Red Seal	DC-03BFFA-QL8SNP	DC-03BFMA-QL8SNP	-
		10.0 ~ 12.0mm Yellow Seal	DC-03BFFA-QL8MNP	DC-03BFMA-QL8MNP	-
		12.0 ~ 14.0mm Blue Seal	DC-03BFFA-QL8LNP	DC-03BFMA-QL8LNP	-

\*Upon Request

<sup>1)</sup> Standard Lengths: 1M, 2M, 3M, 4M, 5M and 10M. Higher MOQ Might Be Required For Non-Standard Lengths

No of Contacts	4	
Rated Voltage (AC/DC)	300V	
Nominal Current	20A	
Plastic / Metal	Plastic	
Pin Assignment	FF	FM
<b>MM</b> : Male Connector Male Contact <b>FF</b> : Female Connector Female Contact <b>MF</b> : Male Connector Female Contact <b>FM</b> : Female Connector Male Contact <b>M+F</b> : Male PWR + Female GND, <b>F+M</b> : Female PWR + Male GND		

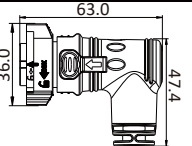
**STRAIGHT, Overmolded Cable Assembly, Free Cable End, With Strain Relief, Push Lock, IP68 (Mated)**

⑪ Cable Length: (01) 1M ~ (99) 99M<sup>1)</sup>

	UL SJTW, PVC Jacket (For Power Group)	DC-04A FFM-QL8E ⑪*	DC-04A FMM-QL8E ⑪*
---	--	--------------------	--------------------


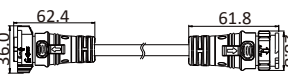
**RIGHT ANGLE, Overmolded Cable Assembly, Free Cable End, With Strain Relief, Push Lock, IP68 (Mated)**

⑪ Cable Length: (01) 1M ~ (99) 99M<sup>1)</sup>

	UL SJTW, PVC Jacket (For Power Group)	DC-04A FFM-QR8E ⑪*	DC-04A FMM-QR8E ⑪*
---	--	--------------------	--------------------

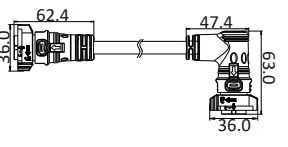
**STRAIGHT-TO-STRAIGHT, Overmolded Double-Ended Cable Assembly, IP68 (Mated)**

⑩ Cable Length: (A05) 0.5M, (001) 1M ~ (099) 99M<sup>1)</sup> | Connector / Contact Gender: **(F)** FF, **(B)** FM, **(H)** MF

	End1: <b>(F)</b> FF   End2: <b>(F)</b> FF	AB-DC04 FL-DCFL-QE ⑩*	-
	End1: <b>(F)</b> FF   End2: <b>(B)</b> FM	AB-DC04 FL-DCBL-QE ⑩*	-
	End1: <b>(B)</b> FM   End2: <b>(B)</b> FM	-	AB-DC04 BL-DCBL-QE ⑩*
	End1: <b>(F)</b> FF   End2: <b>(H)</b> MF	AB-DC04 FL-DCHL-QE ⑩*	-

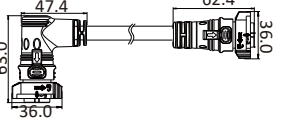
**STRAIGHT-TO-RIGHT ANGLE, Overmolded Double-Ended Cable Assembly, Push Lock, IP68 (Mated)**

⑩ Cable Length: (A05) 0.5M, (001) 1M ~ (099) 99M<sup>1)</sup> | Connector / Contact Gender: **(F)** FF, **(B)** FM

	End1: <b>(F)</b> FF   End2: <b>(F)</b> FF	AB-DC04 FL-DCFR-QE ⑩*	-
	End1: <b>(F)</b> FF   End2: <b>(B)</b> FM	AB-DC04 FL-DCBR-QE ⑩*	-
	End1: <b>(B)</b> FM   End2: <b>(B)</b> FM	-	AB-DC04 BL-DCBR-QE ⑩*

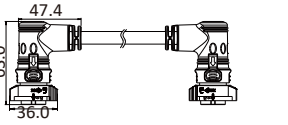
**RIGHT ANGLE-TO-STRAIGHT, Overmolded Double-Ended Cable Assembly, Push Lock, IP68 (Mated)**


⑩ Cable Length: (A05) 0.5M, (001) 1M ~ (099) 99M<sup>1)</sup> | Connector / Contact Gender: **(F)** FF, **(B)** FM, **(H)** MF

	End1: <b>(F)</b> FF   End2: <b>(B)</b> FM	AB-DC04 FR-DCBL-QE ⑩*	-
	End1: <b>(F)</b> FF   End2: <b>(H)</b> MF	AB-DC04 FR-DCHL-QE ⑩*	-

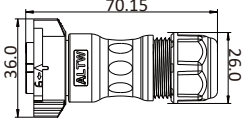
**RIGHT ANGLE-TO-RIGHT ANGLE, Overmolded Double-Ended Cable Assembly, Push Lock, IP68 (Mated)**

⑩ Cable Length: (A05) 0.5M, (001) 1M ~ (099) 99M<sup>1)</sup> | Connector / Contact Gender: **(F)** FF, **(B)** FM

	End1: <b>(F)</b> FF   End2: <b>(F)</b> FF	AB-DC04 FR-DCFR-QE ⑩*	-
	End1: <b>(F)</b> FF   End2: <b>(B)</b> FM	AB-DC04 FR-DCBR-QE ⑩*	AB-DC04 BR-DCBR-QE ⑩*

No of Contacts	4	
Rated Voltage (AC/DC)	300 ~ 600V	
Nominal Current	20A	
Plastic / Metal	Plastic	
Pin Assignment	FF	FM
FF : Female Connector Female Contact FM : Female Connector Male Contact		

Field Serviceable/Installable, **STRAIGHT**, Without Strain Relief, Push Lock, IP68 (Mated)  
 Sealing Nut Torque Value: 6 ~ 15 kgf.cm | Recommended Cable O.D.: (Red Seal) 8.0 ~ 10.0mm, (Yellow Seal) 10.0 ~ 12.0mm, (Blue Seal) 12.0 ~ 14.0mm

	Solder Type, For Power Group, Packing: Connector With Contacts	All Seals	DC-04B <b>FFG</b> -QL8APP *	DC-04B <b>FMG</b> -QL8APP *
		8.0 ~ 10.0mm Red Seal	DC-04B <b>FFG</b> -QL8SPP *	DC-04B <b>FMG</b> -QL8SPP *
		10.0 ~ 12.0mm Yellow Seal	DC-04B <b>FFG</b> -QL8MPP *	DC-04B <b>FMG</b> -QL8MPP *
		12.0 ~ 14.0mm Blue Seal	DC-04B <b>FFG</b> -QL8LPP *	DC-04B <b>FMG</b> -QL8LPP *
	Screw-in Type, For Power Group, Packing: Connector With Contacts	All Seals	DC-04B <b>FFB</b> -QL8APP *	DC-04B <b>FMB</b> -QL8APP *
		8.0 ~ 10.0mm Red Seal	DC-04B <b>FFB</b> -QL8SPP *	DC-04B <b>FMB</b> -QL8SPP *
		10.0 ~ 12.0mm Yellow Seal	DC-04B <b>FFB</b> -QL8MPP *	DC-04B <b>FMB</b> -QL8MPP *
		12.0 ~ 14.0mm Blue Seal	DC-04B <b>FFB</b> -QL8LPP *	DC-04B <b>FMB</b> -QL8LPP *
	Push-in Type, For Power Group, Packing: Connector With Contacts	All Seals	DC-04B <b>FFE</b> -QL8APP *	DC-04B <b>FME</b> -QL8APP *
		8.0 ~ 10.0mm Red Seal	DC-04B <b>FFE</b> -QL8SPP *	DC-04B <b>FME</b> -QL8SPP *
		10.0 ~ 12.0mm Yellow Seal	DC-04B <b>FFE</b> -QL8MPP *	DC-04B <b>FME</b> -QL8MPP *
		12.0 ~ 14.0mm Blue Seal	DC-04B <b>FFE</b> -QL8LPP *	DC-04B <b>FME</b> -QL8LPP *
	Crimp Type, For Power Group, Packing: Connector With Contacts	All Seals	DC-04B <b>FFA</b> -QL8APP *	DC-04B <b>FMA</b> -QL8APP *
		8.0 ~ 10.0mm Red Seal	DC-04B <b>FFA</b> -QL8SPP *	DC-04B <b>FMA</b> -QL8SPP *
		10.0 ~ 12.0mm Yellow Seal	DC-04B <b>FFA</b> -QL8MPP *	DC-04B <b>FMA</b> -QL8MPP *
		12.0 ~ 14.0mm Blue Seal	DC-04B <b>FFA</b> -QL8LPP *	DC-04B <b>FMA</b> -QL8LPP *
	Crimp Type, For Power Group, Packing: Connector Without Contact	All Seals	DC-04B <b>FFA</b> -QL8ANP *	DC-04B <b>FMA</b> -QL8ANP *
		8.0 ~ 10.0mm Red Seal	DC-04B <b>FFA</b> -QL8SNP *	DC-04B <b>FMA</b> -QL8SNP *
		10.0 ~ 12.0mm Yellow Seal	DC-04B <b>FFA</b> -QL8MNP *	DC-04B <b>FMA</b> -QL8MNP *
		12.0 ~ 14.0mm Blue Seal	DC-04B <b>FFA</b> -QL8LNP *	DC-04B <b>FMA</b> -QL8LNP *

**\*Upon Request**

<sup>1)</sup> Standard Lengths: 1M, 2M, 3M, 4M, 5M and 10M. Higher MOQ Might Be Required For Non-Standard Lengths

No of Contacts	4 (3+1)			
Rated Voltage (AC/DC)	300V			
Nominal Current	20A+5A			
Plastic / Metal	Plastic		Metal	
Pin Assignment	FF	FM	FF	FM
<b>MM</b> : Male Connector Male Contact <b>FF</b> : Female Connector Female Contact <b>MF</b> : Male Connector Female Contact <b>FM</b> : Female Connector Male Contact <b>M+F</b> : Male PWR + Female GND, <b>F+M</b> : Female PWR + Male GND				

**STRAIGHT, Overmolded Cable Assembly, Free Cable End, With Strain Relief, Push Lock, IP68 (Mated)**  
 ⑩ Cable Length: (01) 1M ~ (99) 99M<sup>3)</sup>

	UL2517, PVC Jacket (For Hybrid Group)	DCD-04AFFM-QL8C <sup>1)</sup> *	DCD-04AFMM-QL8C <sup>1)</sup> *	DSCD-04AFFM-QL8C <sup>1)</sup> *	DSCD-04AFMM-QL8C <sup>1)</sup> *
--	--	---------------------------------	---------------------------------	----------------------------------	----------------------------------

**RIGHT ANGLE, Overmolded Cable Assembly, Free Cable End, With Strain Relief, Push Lock, IP68 (Mated)**  
 ⑩ Cable Length: (01) 1M ~ (99) 99M<sup>3)</sup>

	UL2517, PVC Jacket (For Hybrid Group)	DCD-04AFFM-QR8C <sup>1)</sup> *	DCD-04AFMM-QR8C <sup>1)</sup> *	DSCD-04AFFM-QR8C <sup>1)</sup> *	DSCD-04AFMM-QR8C <sup>1)</sup> *
--	--	---------------------------------	---------------------------------	----------------------------------	----------------------------------

**STRAIGHT-TO-STRAIGHT, Overmolded Double-Ended Cable Assembly, IP68 (Mated)**  
 ⑩ Cable Length: (A05) 0.5M, (001) 1M ~ (099) 99M<sup>3)</sup> | Connector / Contact Gender: **(F)** FF, **(B)** FM, **(H)** MF, **(W)** F/F+M, **(X)** F/M+F, **(U)** M/F+M

	End1: <b>(F)</b> FF   End2: <b>(F)</b> FF	AB-DCD04FL-DCD FL-QC <sup>1)</sup> *	-	AB-DSCD04FL-DSCD FL-QC <sup>1)</sup> *	-
	End1: <b>(F)</b> FF   End2: <b>(B)</b> FM	AB-DCD04FL-DCD BL-QC <sup>1)</sup> *	-	AB-DSCD04FL-DSCD BL-QC <sup>1)</sup> *	-
	End1: <b>(B)</b> FM   End2: <b>(B)</b> FM	-	AB-DCD04BL-DCD BL-QC <sup>1)</sup> *	-	AB-DSCD04BL-DSCD BL-QC <sup>1)</sup> *
	End1: Female Conn Female+Male Contact End1: Female Conn Female+Male Contact End1: Female Conn Female+Male Contact End2: Female Conn Male+Female Contact	AB-DCD04XL-DCD XL-QC <sup>1)</sup> *	AB-DCD04WL-DCD WL-QC <sup>1)</sup> *	AB-DSCD04XL-DSCD XL-QC <sup>1)</sup> *	AB-DSCD04WL-DSCD WL-QC <sup>1)</sup> *
	End1: <b>(F)</b> FF   End2: <b>(H)</b> MF	AB-DCD04FL-DCD HL-QC <sup>1)</sup> *	-	AB-DSCD04FL-DSCD HL-QC <sup>1)</sup> *	-
	End1: Female Conn Female+Male Contact End2: Male Conn Female+Male Contact	-	AB-DCD04WL-DCD UL-QC <sup>1)</sup> *	-	AB-DSCD04WL-DSCD UL-QC <sup>1)</sup> *

**STRAIGHT-TO-RIGHT ANGLE, Overmolded Double-Ended Cable Assembly, Push Lock, IP68 (Mated)**  
 ⑩ Cable Length: (A05) 0.5M, (001) 1M ~ (099) 99M<sup>3)</sup> | Connector / Contact Gender: **(F)** FF, **(B)** FM, **(W)** F/F+M, **(X)** F/M+F


	End1: <b>(F)</b> FF   End2: <b>(F)</b> FF	AB-DCD04FL-DCD FR-QC <sup>1)</sup> *	-	AB-DSCD04FL-DSCD FR-QC <sup>1)</sup> *	-
	End1: <b>(F)</b> FF   End2: <b>(B)</b> FM	AB-DCD04FL-DCD BR-QC <sup>1)</sup> *	-	AB-DSCD04FL-DSCD BR-QC <sup>1)</sup> *	-
	End1: <b>(B)</b> FM   End2: <b>(B)</b> FM	-	AB-DCD04BL-DCD BR-QC <sup>1)</sup> *	-	AB-DSCD04BL-DSCD BR-QC <sup>1)</sup> *
	End1: Female Conn Female+Male Contact End1: Female Conn Female+Male Contact End1: Female Conn Female+Male Contact End2: Female Conn Male+Female Contact	AB-DCD04XL-DCD XR-QC <sup>1)</sup> *	AB-DCD04WL-DCD WR-QC <sup>1)</sup> *	AB-DSCD04XL-DSCD XR-QC <sup>1)</sup> *	AB-DSCD04WL-DSCD WR-QC <sup>1)</sup> *
	End1: <b>(F)</b> FF   End2: <b>(H)</b> MF	AB-DCD04FL-DCD HL-QC <sup>1)</sup> *	-	AB-DSCD04FL-DSCD HL-QC <sup>1)</sup> *	-
	End1: Female Conn Female+Male Contact End2: Male Conn Female+Male Contact	-	AB-DCD04WL-DCD XR-QC <sup>1)</sup> *	-	AB-DSCD04WL-DSCD XR-QC <sup>1)</sup> *

**RIGHT ANGLE-TO-STRAIGHT, Overmolded Double-Ended Cable Assembly, Push Lock, IP68 (Mated)**  
 ⑩ Cable Length: (A05) 0.5M, (001) 1M ~ (099) 99M<sup>3)</sup> | Connector / Contact Gender: **(F)** FF, **(B)** FM, **(H)** MF, **(W)** F/F+M, **(X)** F/M+F, **(U)** M/F+M

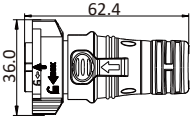
	End1: <b>(F)</b> FF   End2: <b>(B)</b> FM	AB-DCD04FR-DCD BL-QC <sup>1)</sup> *	-	AB-DSCD04FR-DSCD BL-QC <sup>1)</sup> *	-
	End1: Female Conn Female+Male Contact End2: Female Conn Male+Female Contact	-	AB-DCD04WR-DCD XL-QC <sup>1)</sup> *	-	AB-DSCD04WR-DSCD XL-QC <sup>1)</sup> *
	End1: <b>(F)</b> FF   End2: <b>(H)</b> MF	AB-DCD04FR-DCD HL-QC <sup>1)</sup> *	-	AB-DSCD04FR-DSCD HL-QC <sup>1)</sup> *	-
	End1: Female Conn Female+Male Contact End2: Male Conn Female+Male Contact	-	AB-DCD04WR-DCD UL-QC <sup>1)</sup> *	-	AB-DSCD04WR-DSCD UL-QC <sup>1)</sup> *

**RIGHT ANGLE-TO-RIGHT ANGLE, Overmolded Double-Ended Cable Assembly, Push Lock, IP68 (Mated)**  
 ⑩ Cable Length: (A05) 0.5M, (001) 1M ~ (099) 99M<sup>3)</sup> | Connector / Contact Gender: **(F)** FF, **(B)** FM, **(W)** F/F+M, **(X)** F/M+F

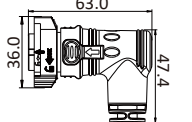
	End1: <b>(F)</b> FF   End2: <b>(F)</b> FF	AB-DCD04FR-DCD FR-QC <sup>1)</sup> *	-	AB-DSCD04FR-DSCD FR-QC <sup>1)</sup> *	-
	End1: <b>(F)</b> FF   End2: <b>(B)</b> FM	AB-DCD04FR-DCD BR-QC <sup>1)</sup> *	AB-DCD04BR-DCD BR-QC <sup>1)</sup> *	AB-DSCD04FR-DSCD BR-QC <sup>1)</sup> *	-
	End1: <b>(B)</b> FM   End2: <b>(B)</b> FM	-	-	-	AB-DSCD04BR-DSCD BR-QC <sup>1)</sup> *
	End1: Female Conn Female+Male Contact End1: Female Conn Female+Male Contact End1: Female Conn Female+Male Contact End2: Female Conn Male+Female Contact	AB-DCD04XR-DCD XR-QC <sup>1)</sup> *	AB-DCD04WR-DCD WR-QC <sup>1)</sup> *	AB-DSCD04XR-DSCD XR-QC <sup>1)</sup> *	AB-DSCD04WR-DSCD WR-QC <sup>1)</sup> *
	End1: Female Conn Female+Male Contact End2: Female Conn Male+Female Contact	-	AB-DCD04WR-DCD XR-QC <sup>1)</sup> *	-	AB-DSCD04WR-DSCD XR-QC <sup>1)</sup> *

No of Contacts	4 (3+1)	
Rated Voltage (AC/DC)	300V	
Nominal Current	50A+5A	
Plastic / Metal	Plastic	Metal
Pin Assignment	FF	FF
FF: Female Connector Female Contact		

**STRAIGHT**, Overmolded Cable Assembly, Free Cable End, With Strain Relief, Push Lock, IP68 (Mated)  
 11 Cable Length: (01) 1M ~ (99) 99M <sup>1)</sup>

	UL2517, PVC Jacket (For Power Group)	DMD-04BFFM-QL8C <sup>11</sup> *	DSMD-04BFFM-QL8C <sup>11</sup> *
	UL21996, PVC Jacket (For Hybrid Group)	DMD-04BFFM-QL8F <sup>11</sup> *	DSMD-04BFFM-QL8F <sup>11</sup> *

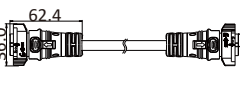
**RIGHT ANGLE**, Overmolded Cable Assembly, Free Cable End, With Strain Relief, Push Lock, IP68 (Mated)  
 11 Cable Length: (01) 1M ~ (99) 99M <sup>1)</sup>

	UL2517, PVC Jacket (For Power Group)	DMD-04BFFM-QL8C <sup>11</sup> *	DSMD-04BFFM-QL8C <sup>11</sup> *
	UL21996, PVC Jacket (For Hybrid Group)	DMD-04BFFM-QL8F <sup>11</sup> *	DSMD-04BFFM-QL8F <sup>11</sup> *

Field Serviceable/Installable, **STRAIGHT**, Without Strain Relief, Push Lock, IP68 (Mated)  
 Sealing Nut Torque Value: 6 ~ 15 kgf.cm | Recommended Cable O.D.: (Red Seal) 8.0 ~ 10.0mm, (Yellow Seal) 10.0 ~ 12.0mm, (Blue Seal) 12.0 ~ 14.0mm

	Crimp Type, For Power Group, Packing: Connector With Contacts	All Seals	DMD-04BFFA-QL8APP*	DSMD-04BFFA-QL8APP*
		8.0 ~ 10.0mm Red Seal	DMD-04BFFA-QL8SPP*	DSMD-04BFFA-QL8SPP*
		10.0 ~ 12.0mm Yellow Seal	DMD-04BFFA-QL8MPP*	DSMD-04BFFA-QL8MPP*
		12.0 ~ 14.0mm Blue Seal	DMD-04BFFA-QL8LPP*	DSMD-04BFFA-QL8LPP*

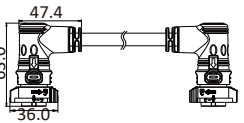
**STRAIGHT-TO-STRAIGHT**, Overmolded Double-Ended Cable Assembly, IP68 (Mated)  
 10 Cable Length: (A05) 0.5M, (001) 1M ~ (099) 99M <sup>1)</sup> | Connector / Contact Gender: (F) FF

	End1: (F) FF   End2: (F) FF	AB-DMD04FL-DMDFL-QC <sup>10</sup> *	AB-DSMD04FL-DSMDFL-QC <sup>10</sup> *
--	-----------------------------	-------------------------------------	---------------------------------------


**STRAIGHT-TO-RIGHT ANGLE**, Overmolded Double-Ended Cable Assembly, Push Lock, IP68 (Mated)  
 10 Cable Length: (A05) 0.5M, (001) 1M ~ (099) 99M <sup>1)</sup> | Connector / Contact Gender: (F) FF

	End1: (F) FF   End2: (F) FF	AB-DMD04FL-DMDFR-QC <sup>10</sup> *	AB-DSMD04FL-DSMDFR-QC <sup>10</sup> *
--	-----------------------------	-------------------------------------	---------------------------------------

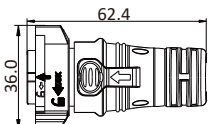
**RIGHT ANGLE-TO-RIGHT ANGLE**, Overmolded Double-Ended Cable Assembly, Push Lock, IP68 (Mated)  
 10 Cable Length: (A05) 0.5M, (001) 1M ~ (099) 99M <sup>1)</sup> | Connector / Contact Gender: (F) FF

	End1: (F) FF   End2: (F) FF	AB-DMD04FR-DMDFR-QC <sup>10</sup> *	AB-DSMD04FR-DSMDFR-QC <sup>10</sup> *
--	-----------------------------	-------------------------------------	---------------------------------------

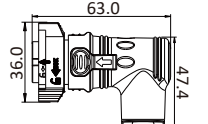
\*Upon Request  
<sup>1)</sup> Standard Lengths: 1M, 2M, 3M, 4M, 5M and 10M. Higher MOQ Might Be Required For Non-Standard Lengths

No of Contacts	5	
Rated Voltage (AC/DC)	300V	
Nominal Current	20A	
Plastic / Metal	Plastic	
Pin Assignment	FF	FM
<b>MM</b> : Male Connector Male Contact <b>FF</b> : Female Connector Female Contact <b>MF</b> : Male Connector Female Contact <b>FM</b> : Female Connector Male Contact <b>M+F</b> : Male PWR + Female GND, <b>F+M</b> : Female PWR + Male GND		

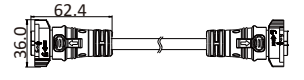
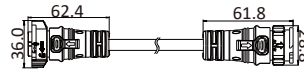
**STRAIGHT, Overmolded Cable Assembly, Free Cable End, With Strain Relief, Push Lock, IP68 (Mated)**  
 ⑩ Cable Length: (01) 1M ~ (99) 99M<sup>1)</sup>

	UL SJTW, PVC Jacket (For Power Group)	DC-05A FFM-QL8E ⑪	DC-05A FMM-QL8E ⑪
--	--	-------------------	-------------------

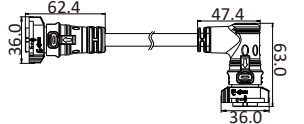
**RIGHT ANGLE, Overmolded Cable Assembly, Free Cable End, With Strain Relief, Push Lock, IP68 (Mated)**  
 ⑩ Cable Length: (01) 1M ~ (99) 99M<sup>1)</sup>

	UL SJTW, PVC Jacket (For Power Group)	DC-05A FFM-QR8E ⑪	DC-05A FMM-QR8E ⑪
--	--	-------------------	-------------------

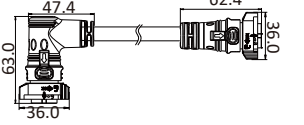
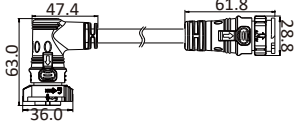
**STRAIGHT-TO-STRAIGHT, Overmolded Double-Ended Cable Assembly, IP68 (Mated)**  
 ⑩ Cable Length: (A05) 0.5M, (001) 1M ~ (099) 99M<sup>1)</sup> | Connector / Contact Gender: **(F)** FF, **(B)** FM, **(H)** MF

	End1: <b>(F)</b> FF   End2: <b>(F)</b> FF	AB-DC05 FL-DCFL-QE ⑩	-
	End1: <b>(F)</b> FF   End2: <b>(B)</b> FM	AB-DC05 FL-DCBL-QE ⑩	-
	End1: <b>(B)</b> FM   End2: <b>(B)</b> FM	-	AB-DC05 BL-DCBL-QE ⑩
	End1: <b>(F)</b> FF   End2: <b>(H)</b> MF	AB-DC05 FL-DCHL-QE ⑩	-

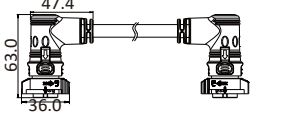
**STRAIGHT-TO-RIGHT ANGLE, Overmolded Double-Ended Cable Assembly, Push Lock, IP68 (Mated)**  
 ⑩ Cable Length: (A05) 0.5M, (001) 1M ~ (099) 99M<sup>1)</sup> | Connector / Contact Gender: **(F)** FF, **(B)** FM

	End1: <b>(F)</b> FF   End2: <b>(F)</b> FF	AB-DC05 FL-DCFR-QE ⑩	-
	End1: <b>(F)</b> FF   End2: <b>(B)</b> FM	AB-DC05 FL-DCBR-QE ⑩	-
	End1: <b>(B)</b> FM   End2: <b>(B)</b> FM	-	AB-DC05 BL-DCBR-QE ⑩

**RIGHT ANGLE-TO-STRAIGHT, Overmolded Double-Ended Cable Assembly, Push Lock, IP68 (Mated)**  
 ⑩ Cable Length: (A05) 0.5M, (001) 1M ~ (099) 99M<sup>1)</sup> | Connector / Contact Gender: **(F)** FF, **(B)** FM, **(H)** MF

	End1: <b>(F)</b> FF   End2: <b>(B)</b> FM	AB-DC05 FR-DCBL-QE ⑩	-
	End1: <b>(F)</b> FF   End2: <b>(H)</b> MF	AB-DC05 FR-DCHL-QE ⑩	-

**RIGHT ANGLE-TO-RIGHT ANGLE, Overmolded Double-Ended Cable Assembly, Push Lock, IP68 (Mated)**  
 ⑩ Cable Length: (A05) 0.5M, (001) 1M ~ (099) 99M<sup>1)</sup> | Connector / Contact Gender: **(F)** FF, **(B)** FM

	End1: <b>(F)</b> FF   End2: <b>(F)</b> FF	AB-DC05 FR-DCFR-QE ⑩	-
	End1: <b>(F)</b> FF   End2: <b>(B)</b> FM	AB-DC05 FR-DCBR-QE ⑩	AB-DC05 BR-DCBR-QE ⑩

No of Contacts		5		
Rated Voltage (AC/DC)		300V		
Nominal Current		20A		
Plastic / Metal		Plastic		
Pin Assignment		FF	FM	
<b>FF</b> : Female Connector Female Contact <b>FM</b> : Female Connector Male Contact				
Field Serviceable/Installable, <b>STRAIGHT</b> , Without Strain Relief, Push Lock, IP68 (Mated)				
Sealing Nut Torque Value: 6 ~ 15 kgf.cm   Recommended Cable O.D.: (Red Seal) 8.0 ~ 10.0mm, (Yellow Seal) 10.0 ~ 12.0mm, (Blue Seal) 12.0 ~ 14.0mm				
	Solder Type, For Power Group, Packing: Connector With Contacts	All Seals	DC-05B <b>FFG</b> -QL8APP *	DC-05B <b>FMG</b> -QL8APP *
		8.0 ~ 10.0mm Red Seal	DC-05B <b>FFG</b> -QL8SPP *	DC-05B <b>FMG</b> -QL8SPP *
		10.0 ~ 12.0mm Yellow Seal	DC-05B <b>FFG</b> -QL8MPP *	DC-05B <b>FMG</b> -QL8MPP *
		12.0 ~ 14.0mm Blue Seal	DC-05B <b>FFG</b> -QL8LPP *	DC-05B <b>FMG</b> -QL8LPP *
	Screw-in Type, For Power Group, Packing: Connector With Contacts	All Seals	DC-05B <b>FFB</b> -QL8APP	DC-05B <b>FMB</b> -QL8APP
		8.0 ~ 10.0mm Red Seal	DC-05B <b>FFB</b> -QL8SPP	DC-05B <b>FMB</b> -QL8SPP
		10.0 ~ 12.0mm Yellow Seal	DC-05B <b>FFB</b> -QL8MPP	DC-05B <b>FMB</b> -QL8MPP
		12.0 ~ 14.0mm Blue Seal	DC-05B <b>FFB</b> -QL8LPP	DC-05B <b>FMB</b> -QL8LPP
	Push-in Type, For Power Group, Packing: Connector With Contacts	All Seals	DC-05B <b>FFE</b> -QL8APP *	DC-05B <b>FME</b> -QL8APP *
		8.0 ~ 10.0mm Red Seal	DC-05B <b>FFE</b> -QL8SPP *	DC-52B <b>FME</b> -QL8SPP *
		10.0 ~ 12.0mm Yellow Seal	DC-05B <b>FFE</b> -QL8MPP *	DC-05B <b>FME</b> -QL8MPP *
		12.0 ~ 14.0mm Blue Seal	DC-05B <b>FFE</b> -QL8LPP *	DC-05B <b>FME</b> -QL8LPP *
	Crimp Type, For Power Group, Packing: Connector With Contacts	All Seals	DC-05B <b>FFA</b> -QL8APP	DC-05B <b>FMA</b> -QL8APP
		8.0 ~ 10.0mm Red Seal	DC-05B <b>FFA</b> -QL8SPP	DC-05B <b>FMA</b> -QL8SPP
		10.0 ~ 12.0mm Yellow Seal	DC-05B <b>FFA</b> -QL8MPP	DC-05B <b>FMA</b> -QL8MPP
		12.0 ~ 14.0mm Blue Seal	DC-05B <b>FFA</b> -QL8LPP	DC-05B <b>FMA</b> -QL8LPP
	Crimp Type, For Power Group, Packing: Connector Without Contact	All Seals	DC-05B <b>FFA</b> -QL8ANP	DC-05B <b>FMA</b> -QL8ANP
		8.0 ~ 10.0mm Red Seal	DC-05B <b>FFA</b> -QL8SNP	DC-05B <b>FMA</b> -QL8SNP
		10.0 ~ 12.0mm Yellow Seal	DC-05B <b>FFA</b> -QL8MNP	DC-05B <b>FMA</b> -QL8MNP
		12.0 ~ 14.0mm Blue Seal	DC-05B <b>FFA</b> -QL8LNP	DC-05B <b>FMA</b> -QL8LNP

\*Upon Request

<sup>1)</sup> Standard Lengths: 1M, 2M, 3M, 4M, 5M and 10M. Higher MOQ Might Be Required For Non-Standard Lengths

No of Contacts	5 (3+2)			
Rated Voltage (AC/DC)	300V			
Nominal Current	20A+5A			
Plastic / Metal	Plastic		Metal	
Pin Assignment	FF	FM	FF	FM
<b>MM</b> : Male Connector Male Contact <b>FF</b> : Female Connector Female Contact <b>MF</b> : Male Connector Female Contact <b>FM</b> : Female Connector Male Contact <b>M+F</b> : Male PWR + Female GND, <b>F+M</b> : Female PWR + Male GND				

**STRAIGHT, Overmolded Cable Assembly, Free Cable End, With Strain Relief, Push Lock, IP68 (Mated)**  
 Cable Length: (01) 1M ~ (99) 99M<sup>3)</sup>

	UL2517, PVC Jacket (For Hybrid Group)	DCD-05AFFM-QL8C <sup>11)</sup> *	DCD-05AFMM-QL8C <sup>11)</sup> *	DSCD-05AFFM-QL8C <sup>11)</sup> *	DSCD-05AFMM-QL8C <sup>11)</sup> *
--	---------------------------------------	----------------------------------	----------------------------------	-----------------------------------	-----------------------------------

**RIGHT ANGLE, Overmolded Cable Assembly, Free Cable End, With Strain Relief, Push Lock, IP68 (Mated)**  
 Cable Length: (01) 1M ~ (99) 99M<sup>3)</sup>

	UL2517, PVC Jacket (For Hybrid Group)	DCD-05AFFM-QR8C <sup>11)</sup> *	DCD-05AFMM-QR8C <sup>11)</sup> *	DSCD-05AFFM-QR8C <sup>11)</sup> *	DSCD-05AFMM-QR8C <sup>11)</sup> *
--	---------------------------------------	----------------------------------	----------------------------------	-----------------------------------	-----------------------------------

**STRAIGHT-TO-STRAIGHT, Overmolded Double-Ended Cable Assembly, IP68 (Mated)**  
 Cable Length: (A05) 0.5M, (001) 1M ~ (099) 99M<sup>3)</sup> | Connector / Contact Gender: **(F)** FF, **(B)** FM, **(H)** MF, **(W)** F/F+M, **(X)** F/M+F, **(U)** M/F+M

	End1: <b>(F)</b> FF   End2: <b>(F)</b> FF	AB-DCD05FL-DCDFL-QC <sup>10)</sup> *	-	AB-DSCD05FL-DSCDFL-QC <sup>10)</sup> *	-
	End1: <b>(F)</b> FF   End2: <b>(B)</b> FM	AB-DCD05FL-DCDBL-QC <sup>10)</sup> *	-	AB-DSCD05FL-DSCDBL-QC <sup>10)</sup> *	-
	End1: <b>(B)</b> FM   End2: <b>(B)</b> FM	-	AB-DCD05BL-DCDBL-QC <sup>10)</sup> *	-	AB-DSCD05BL-DSCDBL-QC <sup>10)</sup> *
	End1: Female Conn Female+Male Contact End2: Female Conn Female+Male Contact	AB-DCD05XL-DCDXL-QC <sup>10)</sup> *	AB-DCD05WL-DCDWL-QC <sup>10)</sup> *	AB-DSCD05XL-DSCDXL-QC <sup>10)</sup> *	AB-DSCD05WL-DSCDWL-QC <sup>10)</sup> *
	End1: <b>(F)</b> FF   End2: <b>(H)</b> MF	AB-DCD05FL-DCDHL-QC <sup>10)</sup> *	-	AB-DSCD05FL-DSCDHL-QC <sup>10)</sup> *	-
	End1: Female Conn Female+Male Contact End2: Male Conn Female+Male Contact	-	AB-DCD05WL-DCDUL-QC <sup>10)</sup> *	-	AB-DSCD05WL-DSCDUL-QC <sup>10)</sup> *

**STRAIGHT-TO-RIGHT ANGLE, Overmolded Double-Ended Cable Assembly, Push Lock, IP68 (Mated)**  
 Cable Length: (A05) 0.5M, (001) 1M ~ (099) 99M<sup>3)</sup> | Connector / Contact Gender: **(F)** FF, **(B)** FM, **(H)** MF, **(W)** F/F+M, **(X)** F/M+F


	End1: <b>(F)</b> FF   End2: <b>(F)</b> FF	AB-DCD05FL-DCDFR-QC <sup>10)</sup> *	-	AB-DSCD05FL-DSCDFR-QC <sup>10)</sup> *	-
	End1: <b>(F)</b> FF   End2: <b>(B)</b> FM	AB-DCD05FL-DCDBR-QC <sup>10)</sup> *	-	AB-DSCD05FL-DSCDBR-QC <sup>10)</sup> *	-
	End1: <b>(B)</b> FM   End2: <b>(B)</b> FM	-	AB-DCD05BL-DCDBR-QC <sup>10)</sup> *	-	AB-DSCD05BL-DSCDBR-QC <sup>10)</sup> *
	End1: Female Conn Female+Male Contact End2: Female Conn Female+Male Contact	AB-DCD05XL-DCDXR-QC <sup>10)</sup> *	AB-DCD05WL-DCDWR-QC <sup>10)</sup> *	AB-DSCD05XL-DSCDXR-QC <sup>10)</sup> *	AB-DSCD05WL-DSCDWR-QC <sup>10)</sup> *
	End1: <b>(F)</b> FF   End2: <b>(H)</b> MF	AB-DCD05FL-DCDHL-QC <sup>10)</sup> *	-	AB-DSCD05FL-DSCDHL-QC <sup>10)</sup> *	-
	End1: Female Conn Female+Male Contact End2: Male Conn Female+Male Contact	-	AB-DCD05WL-DCDXR-QC <sup>10)</sup> *	-	AB-DSCD05WL-DSCDXR-QC <sup>10)</sup> *

**RIGHT ANGLE-TO-STRAIGHT, Overmolded Double-Ended Cable Assembly, Push Lock, IP68 (Mated)**  
 Cable Length: (A05) 0.5M, (001) 1M ~ (099) 99M<sup>3)</sup> | Connector / Contact Gender: **(F)** FF, **(B)** FM, **(H)** MF, **(W)** F/F+M, **(X)** F/M+F, **(U)** M/F+M

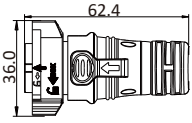
	End1: <b>(F)</b> FF   End2: <b>(B)</b> FM	AB-DCD05FR-DCDBL-QC <sup>10)</sup> *	-	AB-DSCD05FR-DSCDBL-QC <sup>10)</sup> *	-
	End1: Female Conn Female+Male Contact End2: Female Conn Male+Female Contact	-	AB-DCD05WR-DCDXL-QC <sup>10)</sup> *	-	AB-DSCD05WR-DSCDXL-QC <sup>10)</sup> *
	End1: <b>(F)</b> FF   End2: <b>(H)</b> MF	AB-DCD05FR-DCDHL-QC <sup>10)</sup> *	-	AB-DSCD05FR-DSCDHL-QC <sup>10)</sup> *	-
	End1: Female Conn Female+Male Contact End2: Male Conn Female+Male Contact	-	AB-DCD05WR-DCDUL-QC <sup>10)</sup> *	-	AB-DSCD05WR-DSCDUL-QC <sup>10)</sup> *

**RIGHT ANGLE-TO-RIGHT ANGLE, Overmolded Double-Ended Cable Assembly, Push Lock, IP68 (Mated)**  
 Cable Length: (A05) 0.5M, (001) 1M ~ (099) 99M<sup>3)</sup> | Connector / Contact Gender: **(F)** FF, **(B)** FM, **(W)** F/F+M, **(X)** F/M+F

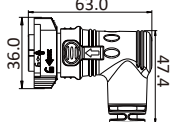
	End1: <b>(F)</b> FF   End2: <b>(F)</b> FF	AB-DCD05FR-DCDFR-QC <sup>10)</sup> *	-	AB-DSCD05FR-DSCDFR-QC <sup>10)</sup> *	-
	End1: <b>(F)</b> FF   End2: <b>(B)</b> FM	AB-DCD05FR-DCDBR-QC <sup>10)</sup> *	AB-DCD05BR-DCDBR-QC <sup>10)</sup> *	AB-DSCD05FR-DSCDBR-QC <sup>10)</sup> *	-
	End1: <b>(B)</b> FM   End2: <b>(B)</b> FM	-	-	-	AB-DSCD05BR-DSCDBR-QC <sup>10)</sup> *
	End1: Female Conn Female+Male Contact End2: Female Conn Female+Male Contact	AB-DCD05XR-DCDXR-QC <sup>10)</sup> *	AB-DCD05WR-DCDWR-QC <sup>10)</sup> *	AB-DSCD05XR-DSCDXR-QC <sup>10)</sup> *	AB-DSCD05WR-DSCDWR-QC <sup>10)</sup> *
	End1: Female Conn Female+Male Contact End2: Female Conn Male+Female Contact	-	AB-DCD05WR-DCDXR-QC <sup>10)</sup> *	-	AB-DSCD05WR-DSCDXR-QC <sup>10)</sup> *

No of Contacts	5 (3+2)	
Rated Voltage (AC/DC)	300V	
Nominal Current	50A+5A	
Plastic / Metal	Plastic	Metal
Pin Assignment	FF	FF
FF: Female Connector Female Contact		

**STRAIGHT, Overmolded Cable Assembly, Free Cable End, With Strain Relief, Push Lock, IP68 (Mated)**  
 11 Cable Length: (01) 1M ~ (99) 99M <sup>1)</sup>

	UL2517, PVC Jacket (For Power Group)	DMD-05BFFM-QL8C 11 *	DSMD-05BFFM-QL8C 11 *
	UL21996, PVC Jacket (For Hybrid Group)	DMD-05BFFM-QL8F 11 *	DSMD-05BFFM-QL8F 11 *

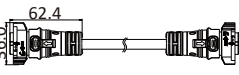
**RIGHT ANGLE, Overmolded Cable Assembly, Free Cable End, With Strain Relief, Push Lock, IP68 (Mated)**  
 11 Cable Length: (01) 1M ~ (99) 99M <sup>1)</sup>

	UL2517, PVC Jacket (For Power Group)	DMD-05BFFM-QL8C 11 *	DSMD-05BFFM-QL8C 11 *
	UL21996, PVC Jacket (For Hybrid Group)	DMD-05BFFM-QL8F 11 *	DSMD-05BFFM-QL8F 11 *

**Field Serviceable/Installable, STRAIGHT, Without Strain Relief, Push Lock, IP68 (Mated)**  
 Sealing Nut Torque Value: 6 ~ 15 kgf.cm | Recommended Cable O.D.: (Red Seal) 8.0 ~ 10.0mm, (Yellow Seal) 10.0 ~ 12.0mm, (Blue Seal) 12.0 ~ 14.0mm

	Crimp Type, For Power Group, Packing: Connector With Contacts	All Seals	DMD-05BFFA-QL8APP*	DSMD-05BFFA-QL8APP*
		8.0 ~ 10.0mm Red Seal	DMD-05BFFA-QL8SPP*	DSMD-05BFFA-QL8SPP*
		10.0 ~ 12.0mm Yellow Seal	DMD-05BFFA-QL8MPP*	DSMD-05BFFA-QL8MPP*
		12.0 ~ 14.0mm Blue Seal	DMD-05BFFA-QL8LPP*	DSMD-05BFFA-QL8LPP*

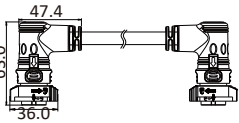
**STRAIGHT-TO-STRAIGHT, Overmolded Double-Ended Cable Assembly, IP68 (Mated)**  
 10 Cable Length: (A05) 0.5M, (001) 1M ~ (099) 99M <sup>1)</sup> | Connector / Contact Gender: (F) FF

	End1: (F) FF   End2: (F) FF	AB-DMD05FL-DMDFL-QC 10 *	AB-DSMD05FL-DSMDFL-QC 10 *
--	-----------------------------	--------------------------	----------------------------

**STRAIGHT-TO-RIGHT ANGLE, Overmolded Double-Ended Cable Assembly, Push Lock, IP68 (Mated)**  
 10 Cable Length: (A05) 0.5M, (001) 1M ~ (099) 99M <sup>1)</sup> | Connector / Contact Gender: (F) FF

	End1: (F) FF   End2: (F) FF	AB-DMD05FL-DMDFR-QC 10 *	AB-DSMD05FL-DSMDFR-QC 10 *
--	-----------------------------	--------------------------	----------------------------

**RIGHT ANGLE-TO-RIGHT ANGLE, Overmolded Double-Ended Cable Assembly, Push Lock, IP68 (Mated)**  
 10 Cable Length: (A05) 0.5M, (001) 1M ~ (099) 99M <sup>1)</sup> | Connector / Contact Gender: (F) FF

	End1: (F) FF   End2: (F) FF	AB-DMD05FR-DMDFR-QC 10 *	AB-DSMD05FR-DSMDFR-QC 10 *
--	-----------------------------	--------------------------	----------------------------

\*Upon Request  
<sup>1)</sup> Standard Lengths: 1M, 2M, 3M, 4M, 5M and 10M. Higher MOQ Might Be Required For Non-Standard Lengths

No of Contacts	6 (3+3)			
Rated Voltage (AC/DC)	300V			
Nominal Current	20A+5A			
Plastic / Metal	Plastic		Metal	
Pin Assignment	FF	FM	FF	FM
<b>MM</b> : Male Connector Male Contact <b>FF</b> : Female Connector Female Contact <b>MF</b> : Male Connector Female Contact <b>FM</b> : Female Connector Male Contact <b>M+F</b> : Male PWR + Female GND, <b>F+M</b> : Female PWR + Male GND				

**STRAIGHT, Overmolded Cable Assembly, Free Cable End, With Strain Relief, Push Lock, IP68 (Mated)**

⑩ Cable Length: (01) 1M ~ (99) 99M<sup>1)</sup>

	UL2157, PVC Jacket (For Hybrid Group)	DCD-06A <b>FFM</b> -QL8C <sup>⑩</sup>	DCD-06A <b>FMM</b> -QL8C <sup>⑩</sup>	DSCD-06A <b>FFM</b> -QL8C <sup>⑩*</sup>	DSCD-06A <b>FMM</b> -QL8C <sup>⑩*</sup>
--	--	---------------------------------------	---------------------------------------	---	---

**RIGHT ANGLE, Overmolded Cable Assembly, Free Cable End, With Strain Relief, Push Lock, IP68 (Mated)**

⑩ Cable Length: (01) 1M ~ (99) 99M<sup>1)</sup>

	UL2157, PVC Jacket (For Hybrid Group)	DCD-06A <b>FFM</b> -QR8C <sup>⑩*</sup>	DCD-06A <b>FMM</b> -QR8C <sup>⑩*</sup>	DSCD-06A <b>FFM</b> -QR8C <sup>⑩*</sup>	DSCD-06A <b>FMM</b> -QR8C <sup>⑩*</sup>
--	--	--	--	---	---

**STRAIGHT-TO-STRAIGHT, Overmolded Double-Ended Cable Assembly, IP68 (Mated)**

⑩ Cable Length: (A05) 0.5M, (001) 1M ~ (099) 99M<sup>1)</sup> | Connector / Contact Gender: (F) FF, (B) FM, (H) MF, (W) F/F+M, (X) F/M+F, (U) M/F+M

	End1: (F) FF   End2: (F) FF	AB-DCD06FL-DCDFL-QC <sup>⑩*</sup>	-	AB-DSCD06FL-DSCDFL-QC <sup>⑩*</sup>	-
	End1: (F) FF   End2: (B) FM	AB-DCD06FL-DCDL-QC <sup>⑩*</sup>	-	AB-DSCD06FL-DSCDL-QC <sup>⑩*</sup>	-
	End1: (B) FM   End2: (B) FM	-	AB-DCD06BL-DCDL-QC <sup>⑩*</sup>	-	AB-DSCD06BL-DSDL-QC <sup>⑩*</sup>
	End1: Female Conn Female+Male Contact End2: Female Conn Female+Male Contact	AB-DCD06XL-DCDXL-QC <sup>⑩*</sup>	AB-DCD06WL-DCDWL-QC <sup>⑩*</sup>	AB-DSCD06XL-DSCDXL-QC <sup>⑩*</sup>	AB-DSCD06WL-DSCDWL-QC <sup>⑩*</sup>
	End1: Female Conn Female+Male Contact End2: Female Conn Male+Female Contact	-	AB-DCD06WL-DCDXL-QC <sup>⑩*</sup>	-	AB-DSCD06WL-DSCDXL-QC <sup>⑩*</sup>
	End1: (F) FF   End2: (H) MF	AB-DCD06FL-DCDHL-QC <sup>⑩*</sup>	-	AB-DSCD06FL-DSCDHL-QC <sup>⑩*</sup>	-
	End1: Female Conn Female+Male Contact End2: Male Conn Female+Male Contact	-	AB-DCD06WL-DCDUL-QC <sup>⑩*</sup>	-	AB-DSCD06WL-DSCDUL-QC <sup>⑩*</sup>

**STRAIGHT-TO-RIGHT ANGLE, Overmolded Double-Ended Cable Assembly, Push Lock, IP68 (Mated)**

⑩ Cable Length: (A05) 0.5M, (001) 1M ~ (099) 99M<sup>1)</sup> | Connector / Contact Gender: (F) FF, (B) FM, (H) MF, (W) F/F+M, (X) F/M+F

	End1: (F) FF   End2: (F) FF	AB-DCD06FL-DCDFR-QC <sup>⑩*</sup>	-	AB-DSCD06FL-DSCDFR-QC <sup>⑩*</sup>	-
	End1: (F) FF   End2: (B) FM	AB-DCD06FL-DCDBR-QC <sup>⑩*</sup>	-	AB-DSCD06FL-DSCDBR-QC <sup>⑩*</sup>	-
	End1: (B) FM   End2: (B) FM	-	AB-DCD06BL-DCDBR-QC <sup>⑩*</sup>	-	AB-DSCD06BL-DSDLBR-QC <sup>⑩*</sup>
	End1: Female Conn Female+Male Contact End2: Female Conn Female+Male Contact	AB-DCD06XL-DCDXR-QC <sup>⑩*</sup>	AB-DCD06WL-DCDWR-QC <sup>⑩*</sup>	AB-DSCD06XL-DSCDXR-QC <sup>⑩*</sup>	AB-DSCD06WL-DSCDWR-QC <sup>⑩*</sup>
	End1: Female Conn Female+Male Contact End2: Female Conn Male+Female Contact	-	AB-DCD06WL-DCDXR-QC <sup>⑩*</sup>	-	AB-DSCD06WL-DSCDXR-QC <sup>⑩*</sup>

**RIGHT ANGLE-TO-STRAIGHT, Overmolded Double-Ended Cable Assembly, Push Lock, IP68 (Mated)**


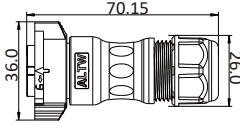
⑩ Cable Length: (A05) 0.5M, (001) 1M ~ (099) 99M<sup>1)</sup> | Connector / Contact Gender: (F) FF, (B) FM, (H) MF, (W) F/F+M, (X) F/M+F, (U) M/F+M

	End1: (F) FF   End2: (B) FM	AB-DCD06FR-DCDL-QC <sup>⑩*</sup>	-	AB-DSCD06FR-DSDL-QC <sup>⑩*</sup>	-
	End1: Female Conn Female+Male Contact End2: Female Conn Male+Female Contact	-	AB-DCD06WR-DCDXL-QC <sup>⑩*</sup>	-	AB-DSCD06WR-DSCDXL-QC <sup>⑩*</sup>
	End1: (F) FF   End2: (H) MF	AB-DCD06FR-DCDHL-QC <sup>⑩*</sup>	-	AB-DSCD06FR-DSCDHL-QC <sup>⑩*</sup>	-
	End1: Female Conn Female+Male Contact End2: Male Conn Female+Male Contact	-	AB-DCD06WR-DCDUL-QC <sup>⑩*</sup>	-	AB-DSCD06WR-DSCDUL-QC <sup>⑩*</sup>

**RIGHT ANGLE-TO-RIGHT ANGLE, Overmolded Double-Ended Cable Assembly, Push Lock, IP68 (Mated)**


⑩ Cable Length: (A05) 0.5M, (001) 1M ~ (099) 99M<sup>1)</sup> | Connector / Contact Gender: (F) FF, (B) FM, (H) MF, (W) F/F+M, (X) F/M+F

	End1: (F) FF   End2: (F) FF	AB-DCD06FR-DCDFR-QC <sup>⑩*</sup>	-	AB-DSCD06FR-DSCDFR-QC <sup>⑩*</sup>	-
	End1: (F) FF   End2: (B) FM	AB-DCD06FR-DCDBR-QC <sup>⑩*</sup>	AB-DCD06BR-DCDBR-QC <sup>⑩*</sup>	AB-DSCD06FR-DSCDBR-QC <sup>⑩*</sup>	-
	End1: (B) FM   End2: (B) FM	-	-	-	AB-DSCD06BR-DSDLBR-QC <sup>⑩*</sup>
	End1: Female Conn Female+Male Contact End2: Female Conn Female+Male Contact	AB-DCD06XR-DCDXR-QC <sup>⑩*</sup>	AB-DCD06WR-DCDWR-QC <sup>⑩*</sup>	AB-DSCD06XR-DSCDXR-QC <sup>⑩*</sup>	AB-DSCD06WR-DSCDWR-QC <sup>⑩*</sup>
	End1: Female Conn Female+Male Contact End2: Female Conn Male+Female Contact	-	AB-DCD06WR-DCDXR-QC <sup>⑩*</sup>	-	AB-DSCD06WR-DSCDXR-QC <sup>⑩*</sup>

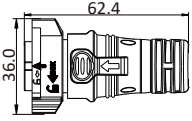
No of Contacts		6 (3+3)		
Rated Voltage (AC/DC)		300V		
Nominal Current		20A+5A		
Plastic / Metal		Plastic		
Pin Assignment		FF	FM	
<b>FF</b> : Female Connector Female Contact <b>FM</b> : Female Connector Male Contact				
Field Serviceable/Installable, <b>STRAIGHT</b> , Without Strain Relief, Push Lock, IP68 (Mated)				
Sealing Nut Torque Value: 6 ~ 15 kgf.cm				
	Solder Type, For Hybrid Group, Packing: Connector With Contacts	8.0 ~ 14.5mm Dark Gray Seal	-	-
	Screw-in Type, For Hybrid Group, Packing: Connector With Contacts	8.0 ~ 14.5mm Dark Gray Seal	DCD-06B <b>FFB</b> -QL8001	DCD-06B <b>FM</b> B-QL8001
	Push-in Type, For Hybrid Group, Packing: Connector With Contacts	8.0 ~ 14.5mm Dark Gray Seal	-	-
	Crimp Type, For Hybrid Group, Packing: Connector With Contacts	8.0 ~ 14.5mm Dark Gray Seal	-	-
	Crimp Type, For Hybrid Group, Packing: Connector Without Contact	8.0 ~ 14.5mm Dark Gray Seal	-	-

**\*Upon Request**

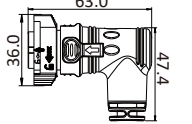
<sup>1)</sup> Standard Lengths: 1M, 2M, 3M, 4M, 5M and 10M. Higher MOQ Might Be Required For Non-Standard Lengths

No of Contacts	6 (3+3)	
Rated Voltage (AC/DC)	300V	
Nominal Current	50A+5A	
Plastic / Metal	Plastic	Metal
Pin Assignment	FF	FF
FF: Female Connector Female Contact		

**STRAIGHT, Overmolded Cable Assembly, Free Cable End, With Strain Relief, Push Lock, IP68 (Mated)**  
 11 Cable Length: (01) 1M ~ (99) 99M <sup>1)</sup>

	UL2517, PVC Jacket (For Power Group)	DMD-06BFFM-QL8C <sup>11</sup> *	DSMD-06BFFM-QL8C <sup>11</sup> *
	UL21996, PVC Jacket (For Hybrid Group)	DMD-06BFFM-QL8F <sup>11</sup> *	DSMD-06BFFM-QL8F <sup>11</sup> *


**RIGHT ANGLE, Overmolded Cable Assembly, Free Cable End, With Strain Relief, Push Lock, IP68 (Mated)**  
 11 Cable Length: (01) 1M ~ (99) 99M <sup>1)</sup>

	UL2517, PVC Jacket (For Power Group)	DMD-06BFFM-QL8C <sup>11</sup> *	DSMD-06BFFM-QL8C <sup>11</sup> *
	UL21996, PVC Jacket (For Hybrid Group)	DMD-06BFFM-QL8F <sup>11</sup> *	DSMD-06BFFM-QL8F <sup>11</sup> *

**Field Serviceable/Installable, STRAIGHT, Without Strain Relief, Push Lock, IP68 (Mated)**  
 Sealing Nut Torque Value: 6 ~ 15 kgf.cm | Recommended Cable O.D.: (Red Seal) 8.0 ~ 10.0mm, (Yellow Seal) 10.0 ~ 12.0mm, (Blue Seal) 12.0 ~ 14.0mm

	Crimp Type, For Power Group, Packing: Connector With Contacts	All Seals	DMD-06BFFA-QL8APP*	DSMD-06BFFA-QL8APP*
		8.0 ~ 10.0mm Red Seal	DMD-06BFFA-QL8SPP*	DSMD-06BFFA-QL8SPP*
		10.0 ~ 12.0mm Yellow Seal	DMD-06BFFA-QL8MPP*	DSMD-06BFFA-QL8MPP*
		12.0 ~ 14.0mm Blue Seal	DMD-06BFFA-QL8LPP*	DSMD-06BFFA-QL8LPP*

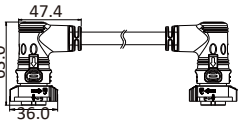
**STRAIGHT-TO-STRAIGHT, Overmolded Double-Ended Cable Assembly, IP68 (Mated)**  
 10 Cable Length: (A05) 0.5M, (001) 1M ~ (099) 99M <sup>1)</sup> | Connector / Contact Gender: (F) FF

	End1: (F) FF   End2: (F) FF	AB-DMD06FL-DMDFL-QC <sup>10</sup> *	AB-DSMD06FL-DSMDFL-QC <sup>10</sup> *
--	-----------------------------	-------------------------------------	---------------------------------------

**STRAIGHT-TO-RIGHT ANGLE, Overmolded Double-Ended Cable Assembly, Push Lock, IP68 (Mated)**  
 10 Cable Length: (A05) 0.5M, (001) 1M ~ (099) 99M <sup>1)</sup> | Connector / Contact Gender: (F) FF

	End1: (F) FF   End2: (F) FF	AB-DMD06FL-DMDFR-QC <sup>10</sup> *	AB-DSMD06FL-DSMDFR-QC <sup>10</sup> *
--	-----------------------------	-------------------------------------	---------------------------------------

**RIGHT ANGLE-TO-RIGHT ANGLE, Overmolded Double-Ended Cable Assembly, Push Lock, IP68 (Mated)**  
 10 Cable Length: (A05) 0.5M, (001) 1M ~ (099) 99M <sup>1)</sup> | Connector / Contact Gender: (F) FF

	End1: (F) FF   End2: (F) FF	AB-DMD06FR-DMDFR-QC <sup>10</sup> *	AB-DSMD06FR-DSMDFR-QC <sup>10</sup> *
--	-----------------------------	-------------------------------------	---------------------------------------

\*Upon Request

<sup>1)</sup> Standard Lengths: 1M, 2M, 3M, 4M, 5M and 10M. Higher MOQ Might Be Required For Non-Standard Lengths

No of Contacts	7 (3+4)			
Rated Voltage (AC/DC)	300 ~ 600V			
Nominal Current	20A+5A			
Plastic / Metal	Plastic		Metal	
Pin Assignment	FF	FM	FF	FM
<b>MM</b> : Male Connector Male Contact <b>FF</b> : Female Connector Female Contact <b>MF</b> : Male Connector Female Contact <b>FM</b> : Female Connector Male Contact <b>M+F</b> : Male PWR + Female GND, <b>F+M</b> : Female PWR + Male GND				

**STRAIGHT, Overmolded Cable Assembly, Free Cable End, With Strain Relief, Push Lock, IP68 (Mated)**  
 Cable Length: (01) 1M ~ (99) 99M<sup>1)</sup>

	UL21996, PVC Jacket (For Hybrid Group)	DCD-07A <b>FFM</b> - QL8F <b>11</b> *	DCD-07A <b>FMM</b> - QL8F <b>11</b> *	DSCD-07A <b>FFM</b> - QL8F <b>11</b> *	DSCD-07A <b>FMM</b> - QL8F <b>11</b> *
--	---	--	--	---	---

**RIGHT ANGLE, Overmolded Cable Assembly, Free Cable End, With Strain Relief, Push Lock, IP68 (Mated)**  
 Cable Length: (01) 1M ~ (99) 99M<sup>1)</sup>

	UL21996, PVC Jacket (For Hybrid Group)	DCD-07A <b>FFM</b> - QR8F <b>11</b> *	DCD-07A <b>FMM</b> - QR8F <b>11</b> *	DSCD-07A <b>FFM</b> - QR8F <b>11</b> *	DSCD-07A <b>FMM</b> - QR8F <b>11</b> *
--	---	--	--	---	---

**STRAIGHT-TO-STRAIGHT, Overmolded Double-Ended Cable Assembly, IP68 (Mated)**

Cable Length: (A05) 0.5M, (001) 1M ~ (099) 99M<sup>1)</sup> | Connector / Contact Gender: **(F)** FF, **(B)** FM, **(H)** MF, **(W)** F/F+M, **(X)** F/M+F, **(U)** M/F+M

	End1: <b>(F)</b> FF   End2: <b>(F)</b> FF	AB-DCD07FL- DCDFL-QF <b>10</b> *	-	AB-DSCD07FL- DSCDFL-QF <b>10</b> *	-
	End1: <b>(F)</b> FF   End2: <b>(B)</b> FM	AB-DCD07FL- DCDBL-QF <b>10</b> *	-	AB-DSCD07FL- DSCDBL-QF <b>10</b> *	-
	End1: <b>(B)</b> FM   End2: <b>(B)</b> FM	-	AB-DCD07BL- DCDBL-QF <b>10</b> *	-	AB-DSCD07BL- DSCDBL-QF <b>10</b> *
	End1: Female Conn Female+Male Contact End2: Female Conn Female+Male Contact	AB-DCD07XL- DCDXL-QF <b>10</b> *	AB-DCD07WL- DCDWL-QF <b>10</b> *	AB-DSCD07XL- DSCDXL-QF <b>10</b> *	AB-DSCD07WL- DSCDWL-QF <b>10</b> *
	End1: <b>(F)</b> FF   End2: <b>(H)</b> MF	AB-DCD07FL- DCDHL-QF <b>10</b> *	-	AB-DSCD07FL- DSCDHL-QF <b>10</b> *	-
	End1: Female Conn Female+Male Contact End2: Male Conn Female+Male Contact	-	AB-DCD07WL- DCDUL-QF <b>10</b> *	-	AB-DSCD07WL- DSCDUL-QF <b>10</b> *

**STRAIGHT-TO-RIGHT ANGLE, Overmolded Double-Ended Cable Assembly, Push Lock, IP68 (Mated)**

Cable Length: (A05) 0.5M, (001) 1M ~ (099) 99M<sup>1)</sup> | Connector / Contact Gender: **(F)** FF, **(B)** FM, **(H)** MF, **(W)** F/F+M, **(X)** F/M+F, **(U)** M/F+M

	End1: <b>(F)</b> FF   End2: <b>(F)</b> FF	AB-DCD07FL- DCDFR-QF <b>10</b> *	-	AB-DSCD07FL- DSCDFR-QF <b>10</b> *	-
	End1: <b>(F)</b> FF   End2: <b>(B)</b> FM	AB-DCD07FL- DCDBR-QF <b>10</b> *	-	AB-DSCD07FL- DSCDBR-QF <b>10</b> *	-
	End1: <b>(B)</b> FM   End2: <b>(B)</b> FM	-	AB-DCD07BL- DCDBR-QF <b>10</b> *	-	AB-DSCD07BL- DSCDBR-QF <b>10</b> *
	End1: Female Conn Female+Male Contact End2: Female Conn Female+Male Contact	AB-DCD07XL- DCDXR-QF <b>10</b> *	AB-DCD07WL- DCDWR-QF <b>10</b> *	AB-DSCD07XL- DSCDXR-QF <b>10</b> *	AB-DSCD07WL- DSCDWR-QF <b>10</b> *
	End1: <b>(F)</b> FF   End2: <b>(H)</b> MF	AB-DCD07FL- DCDHL-QF <b>10</b> *	-	AB-DSCD07FL- DSCDHL-QF <b>10</b> *	-
	End1: Female Conn Female+Male Contact End2: Male Conn Female+Male Contact	-	AB-DCD07WL- DCDUL-QF <b>10</b> *	-	AB-DSCD07WL- DSCDUL-QF <b>10</b> *

**RIGHT ANGLE-TO-STRAIGHT, Overmolded Double-Ended Cable Assembly, Push Lock, IP68 (Mated)**


Cable Length: (A05) 0.5M, (001) 1M ~ (099) 99M<sup>1)</sup> | Connector / Contact Gender: **(F)** FF, **(B)** FM, **(H)** MF, **(W)** F/F+M, **(X)** F/M+F, **(U)** M/F+M

	End1: <b>(F)</b> FF   End2: <b>(B)</b> FM	AB-DCD07FR- DCDBL-QF <b>10</b> *	-	AB-DSCD07FR- DSCDBL-QF <b>10</b> *	-
	End1: Female Conn Female+Male Contact End2: Female Conn Male+Female Contact	-	AB-DCD07WR- DCDXL-QF <b>10</b> *	-	AB-DSCD07WR- DSCDXL-QF <b>10</b> *
	End1: <b>(F)</b> FF   End2: <b>(H)</b> MF	AB-DCD07FR- DCDHL-QF <b>10</b> *	-	AB-DSCD07FR- DSCDHL-QF <b>10</b> *	-
	End1: Female Conn Female+Male Contact End2: Male Conn Female+Male Contact	-	AB-DCD07WR- DCDUL-QF <b>10</b> *	-	AB-DSCD07WR- DSCDUL-QF <b>10</b> *

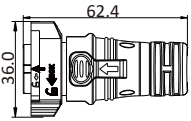
**RIGHT ANGLE-TO-RIGHT ANGLE, Overmolded Double-Ended Cable Assembly, Push Lock, IP68 (Mated)**

Cable Length: (A05) 0.5M, (001) 1M ~ (099) 99M<sup>1)</sup> | Connector / Contact Gender: **(F)** FF, **(B)** FM, **(W)** F/F+M, **(X)** F/M+F

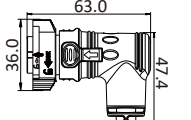
	End1: <b>(F)</b> FF   End2: <b>(F)</b> FF	AB-DCD07FR- DCDFR-QF <b>10</b> *	-	AB-DSCD07FR- DSCDFR-QF <b>10</b> *	-
	End1: <b>(F)</b> FF   End2: <b>(B)</b> FM	AB-DCD07FR- DCDBR-QF <b>10</b> *	AB-DCD07BR- DCDBR-QF <b>10</b> *	AB-DSCD07FR- DSCDBR-QF <b>10</b> *	-
	End1: <b>(B)</b> FM   End2: <b>(B)</b> FM	-	-	-	AB-DSCD07BR- DSCDBR-QF <b>10</b> *
	End1: Female Conn Female+Male Contact End2: Female Conn Female+Male Contact	AB-DCD07XR- DCDXR-QF <b>10</b> *	AB-DCD07WR- DCDWR-QF <b>10</b> *	AB-DSCD07XR- DSCDXR-QF <b>10</b> *	AB-DSCD07WR- DSCDWR-QF <b>10</b> *
	End1: Female Conn Female+Male Contact End2: Female Conn Male+Female Contact	-	AB-DCD07WR- DCDXR-QF <b>10</b> *	-	AB-DSCD07WR- DSCDXR-QF <b>10</b> *

No of Contacts	7 (3+4)	
Rated Voltage (AC/DC)	300V	
Nominal Current	50A+5A	
Plastic / Metal	Plastic	Metal
Pin Assignment	FF	FF
FF: Female Connector Female Contact		

**STRAIGHT, Overmolded Cable Assembly, Free Cable End, With Strain Relief, Push Lock, IP68 (Mated)**  
 11 Cable Length: (01) 1M ~ (99) 99M <sup>1)</sup>

	UL2517, PVC Jacket (For Power Group)	DMD-07BFFM-QL8C <sup>11</sup> *	DSMD-07BFFM-QL8C <sup>11</sup> *
	UL21996, PVC Jacket (For Hybrid Group)	DMD-07BFFM-QL8F <sup>11</sup> *	DSMD-07BFFM-QL8F <sup>11</sup> *

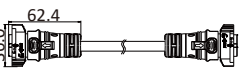
**RIGHT ANGLE, Overmolded Cable Assembly, Free Cable End, With Strain Relief, Push Lock, IP68 (Mated)**  
 11 Cable Length: (01) 1M ~ (99) 99M <sup>1)</sup>

	UL2517, PVC Jacket (For Power Group)	DMD-07BFFM-QL8C <sup>11</sup> *	DSMD-07BFFM-QL8C <sup>11</sup> *
	UL21996, PVC Jacket (For Hybrid Group)	DMD-07BFFM-QL8F <sup>11</sup> *	DSMD-07BFFM-QL8F <sup>11</sup> *

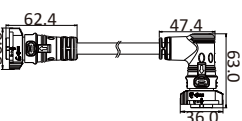
**Field Serviceable/Installable, STRAIGHT, Without Strain Relief, Push Lock, IP68 (Mated)**  
 Sealing Nut Torque Value: 6 ~ 15 kgf.cm | Recommended Cable O.D.: (Red Seal) 8.0 ~ 10.0mm, (Yellow Seal) 10.0 ~ 12.0mm, (Blue Seal) 12.0 ~ 14.0mm

	Crimp Type, For Power Group, Packing: Connector With Contacts	All Seals	DMD-07BFFA-QL8APP*	DSMD-07BFFA-QL8APP*
		8.0 ~ 10.0mm Red Seal	DMD-07BFFA-QL8SPP*	DSMD-07BFFA-QL8SPP*
		10.0 ~ 12.0mm Yellow Seal	DMD-07BFFA-QL8MPP*	DSMD-07BFFA-QL8MPP*
		12.0 ~ 14.0mm Blue Seal	DMD-07BFFA-QL8LPP*	DSMD-07BFFA-QL8LPP*

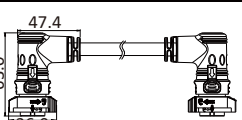
**STRAIGHT-TO-STRAIGHT, Overmolded Double-Ended Cable Assembly, IP68 (Mated)**  
 10 Cable Length: (A05) 0.5M, (001) 1M ~ (099) 99M <sup>1)</sup> | Connector / Contact Gender: (F) FF

	End1: (F) FF   End2: (F) FF	AB-DMD07FL-DMDFL-QC <sup>10</sup> *	AB-DSMD07FL-DSMDFL-QC <sup>10</sup> *
--	-----------------------------	-------------------------------------	---------------------------------------

**STRAIGHT-TO-RIGHT ANGLE, Overmolded Double-Ended Cable Assembly, Push Lock, IP68 (Mated)**  
 10 Cable Length: (A05) 0.5M, (001) 1M ~ (099) 99M <sup>1)</sup> | Connector / Contact Gender: (F) FF


	End1: (F) FF   End2: (F) FF	AB-DMD07FL-DMDFR-QC <sup>10</sup> *	AB-DSMD07FL-DSMDFR-QC <sup>10</sup> *
--	-----------------------------	-------------------------------------	---------------------------------------

**RIGHT ANGLE-TO-RIGHT ANGLE, Overmolded Double-Ended Cable Assembly, Push Lock, IP68 (Mated)**  
 10 Cable Length: (A05) 0.5M, (001) 1M ~ (099) 99M <sup>1)</sup> | Connector / Contact Gender: (F) FF

	End1: (F) FF   End2: (F) FF	AB-DMD07FR-DMDFR-QC <sup>10</sup> *	AB-DSMD07FR-DSMDFR-QC <sup>10</sup> *
--	-----------------------------	-------------------------------------	---------------------------------------

\*Upon Request

<sup>1)</sup> Standard Lengths: 1M, 2M, 3M, 4M, 5M and 10M. Higher MOQ Might Be Required For Non-Standard Lengths

No of Contacts	8 (3+5)			
Rated Voltage (AC/DC)	300V			
Nominal Current	20A+5A			
Plastic / Metal	Plastic		Metal	
Pin Assignment	FF	FM	FF	FM
<b>MM</b> : Male Connector Male Contact <b>FF</b> : Female Connector Female Contact <b>MF</b> : Male Connector Female Contact <b>FM</b> : Female Connector Male Contact <b>M+F</b> : Male PWR + Female GND, <b>F+M</b> : Female PWR + Male GND				

**STRAIGHT, Overmolded Cable Assembly, Free Cable End, With Strain Relief, Push Lock, IP68 (Mated)**  
 Cable Length: (01) 1M ~ (99) 99M<sup>3)</sup>

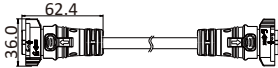
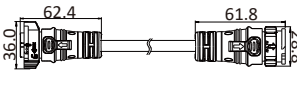
	UL21996, PVC Jacket (For Hybrid Group)	DCD-08AFFM-QL8F <b>11</b> *	DCD-08AFMM-QL8F <b>11</b> *	DSCD-08AFFM-QL8F <b>11</b> *	DSCD-08AFMM-QL8F <b>11</b> *
--	---	-----------------------------	-----------------------------	------------------------------	------------------------------

**RIGHT ANGLE, Overmolded Cable Assembly, Free Cable End, With Strain Relief, Push Lock, IP68 (Mated)**  
 Cable Length: (01) 1M ~ (99) 99M<sup>3)</sup>

	UL21996, PVC Jacket (For Hybrid Group)	DCD-08AFFM-QR8F <b>11</b> *	DCD-08AFMM-QR8F <b>11</b> *	DSCD-08AFFM-QR8F <b>11</b> *	DSCD-08AFMM-QR8F <b>11</b> *
--	---	-----------------------------	-----------------------------	------------------------------	------------------------------

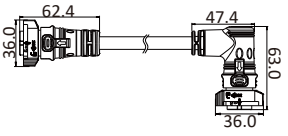
**STRAIGHT-TO-STRAIGHT, Overmolded Double-Ended Cable Assembly, IP68 (Mated)**

Cable Length: (A05) 0.5M, (001) 1M ~ (099) 99M<sup>3)</sup> | Connector / Contact Gender: **(F)** FF, **(B)** FM, **(H)** MF, **(W)** F/F+M, **(X)** F/M+F, **(U)** M/F+M

	End1: (F) FF   End2: (F) FF	AB-DCD08FL-DCDFL-QF <b>10</b> *	-	AB-DSCD08FL-DSCDFL-QF <b>10</b> *	-
	End1: (F) FF   End2: (B) FM	AB-DCD08FL-DCDBL-QF <b>10</b> *	-	AB-DSCD08FL-DSCDBL-QF <b>10</b> *	-
	End1: (B) FM   End2: (B) FM	-	AB-DCD08BL-DCDBL-QF <b>10</b> *	-	AB-DSCD08BL-DSCDBL-QF <b>10</b> *
	End1: Female Conn Female+Male Contact End2: Female Conn Female+Male Contact	AB-DCD08XL-DCDXL-QF <b>10</b> *	AB-DCD08WL-DCDWL-QF <b>10</b> *	AB-DSCD08XL-DSCDXL-QF <b>10</b> *	AB-DSCD08WL-DSCDWL-QF <b>10</b> *
	End1: Female Conn Female+Male Contact End2: Female Conn Male+Female Contact	-	AB-DCD08WL-DCDXL-QF <b>10</b> *	-	AB-DSCD08WL-DSCDXL-QF <b>10</b> *
	End1: (F) FF   End2: (H) MF	AB-DCD08FL-DCDHL-QF <b>10</b> *	-	AB-DSCD08FL-DSCDHL-QF <b>10</b> *	-
	End1: Female Conn Female+Male Contact End2: Male Conn Female+Male Contact	-	AB-DCD08WL-DCDUL-QF <b>10</b> *	-	AB-DSCD08WL-DSCDUL-QF <b>10</b> *

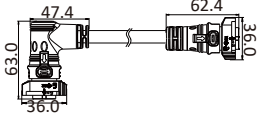
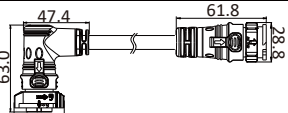
**STRAIGHT-TO-RIGHT ANGLE, Overmolded Double-Ended Cable Assembly, Push Lock, IP68 (Mated)**

Cable Length: (A05) 0.5M, (001) 1M ~ (099) 99M<sup>3)</sup> | Connector / Contact Gender: **(F)** FF, **(B)** FM, **(H)** MF, **(W)** F/F+M, **(X)** F/M+F

	End1: (F) FF   End2: (F) FF	AB-DCD08FL-DCDFR-QF <b>10</b> *	-	AB-DSCD08FL-DSCDFR-QF <b>10</b> *	-
	End1: (F) FF   End2: (B) FM	AB-DCD08FL-DCDBR-QF <b>10</b> *	-	AB-DSCD08FL-DSCDBR-QF <b>10</b> *	-
	End1: (B) FM   End2: (B) FM	-	AB-DCD08BL-DCDBR-QF <b>10</b> *	-	AB-DSCD08BL-DSCDBR-QF <b>10</b> *
	End1: Female Conn Female+Male Contact End2: Female Conn Female+Male Contact	AB-DCD08XL-DCDXR-QF <b>10</b> *	AB-DCD08WL-DCDWL-QF <b>10</b> *	AB-DSCD08XL-DSCDXR-QF <b>10</b> *	AB-DSCD08WL-DSCDWL-QF <b>10</b> *
	End1: Female Conn Female+Male Contact End2: Female Conn Male+Female Contact	-	AB-DCD08WL-DCDXR-QF <b>10</b> *	-	AB-DSCD08WL-DSCDXR-QF <b>10</b> *

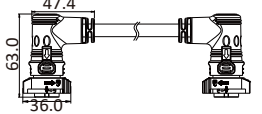
**RIGHT ANGLE-TO-STRAIGHT, Overmolded Double-Ended Cable Assembly, Push Lock, IP68 (Mated)**


Cable Length: (A05) 0.5M, (001) 1M ~ (099) 99M<sup>3)</sup> | Connector / Contact Gender: **(F)** FF, **(B)** FM, **(H)** MF, **(W)** F/F+M, **(X)** F/M+F, **(U)** M/F+M

	End1: (F) FF   End2: (B) FM	AB-DCD08FR-DCDBL-QF <b>10</b> *	-	AB-DSCD08FR-DSCDBL-QF <b>10</b> *	-
	End1: Female Conn Female+Male Contact End2: Female Conn Male+Female Contact	-	AB-DCD08WR-DCDXL-QF <b>10</b> *	-	AB-DSCD08WR-DSCDXL-QF <b>10</b> *
	End1: (F) FF   End2: (H) MF	AB-DCD08FR-DCDHL-QF <b>10</b> *	-	AB-DSCD08FR-DSCDHL-QF <b>10</b> *	-
	End1: Female Conn Female+Male Contact End2: Male Conn Female+Male Contact	-	AB-DCD08WR-DCDUL-QF <b>10</b> *	-	AB-DSCD08WR-DSCDUL-QF <b>10</b> *

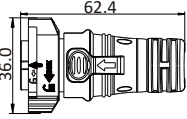
**RIGHT ANGLE-TO-RIGHT ANGLE, Overmolded Double-Ended Cable Assembly, Push Lock, IP68 (Mated)**

Cable Length: (A05) 0.5M, (001) 1M ~ (099) 99M<sup>3)</sup> | Connector / Contact Gender: **(F)** FF, **(B)** FM, **(H)** MF, **(W)** F/F+M, **(X)** F/M+F

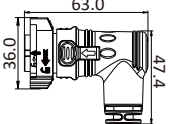
	End1: (F) FF   End2: (F) FF	AB-DCD08FR-DCDFR-QF <b>10</b> *	-	AB-DSCD08FR-DSCDFR-QF <b>10</b> *	-
	End1: (F) FF   End2: (B) FM	AB-DCD08FR-DCDBR-QF <b>10</b> *	AB-DCD08BR-DCDBR-QF <b>10</b> *	AB-DSCD08FR-DSCDBR-QF <b>10</b> *	-
	End1: (B) FM   End2: (B) FM	-	-	-	AB-DSCD08BR-DSCDBR-QF <b>10</b> *
	End1: Female Conn Female+Male Contact End2: Female Conn Female+Male Contact	AB-DCD08XR-DCDXR-QF <b>10</b> *	AB-DCD08WR-DCDWL-QF <b>10</b> *	AB-DSCD08XR-DSCDXR-QF <b>10</b> *	AB-DSCD08WR-DSCDWL-QF <b>10</b> *
	End1: Female Conn Female+Male Contact End2: Female Conn Male+Female Contact	-	AB-DCD08WR-DCDXR-QF <b>10</b> *	-	AB-DSCD08WR-DSCDXR-QF <b>10</b> *

No of Contacts	8 (3+5)	
Rated Voltage (AC/DC)	300V	
Nominal Current	50A+5A	
Plastic / Metal	Plastic	Metal
Pin Assignment	FF	FF
FF: Female Connector Female Contact		

**STRAIGHT**, Overmolded Cable Assembly, Free Cable End, With Strain Relief, Push Lock, IP68 (Mated)  
 Cable Length: (01) 1M ~ (99) 99M <sup>1)</sup>

	UL2517, PVC Jacket (For Power Group)	DMD-08BFFM-QL8C <sup>11)</sup> *	DSMD-08BFFM-QL8C <sup>11)</sup> *
	UL21996, PVC Jacket (For Hybrid Group)	DMD-08BFFM-QL8F <sup>11)</sup> *	DSMD-08BFFM-QL8F <sup>11)</sup> *


**RIGHT ANGLE**, Overmolded Cable Assembly, Free Cable End, With Strain Relief, Push Lock, IP68 (Mated)  
 Cable Length: (01) 1M ~ (99) 99M <sup>1)</sup>

	UL2517, PVC Jacket (For Power Group)	DMD-08BFFM-QL8C <sup>11)</sup> *	DSMD-08BFFM-QL8C <sup>11)</sup> *
	UL21996, PVC Jacket (For Hybrid Group)	DMD-08BFFM-QL8F <sup>11)</sup> *	DSMD-08BFFM-QL8F <sup>11)</sup> *

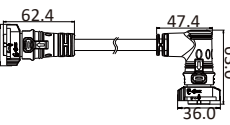
Field Serviceable/Installable, **STRAIGHT**, Without Strain Relief, Push Lock, IP68 (Mated)  
 Sealing Nut Torque Value: 6 ~ 15 kgf.cm | Recommended Cable O.D.: (Red Seal) 8.0 ~ 10.0mm, (Yellow Seal) 10.0 ~ 12.0mm, (Blue Seal) 12.0 ~ 14.0mm

	Crimp Type, For Power Group, Packing: Connector With Contacts	All Seals	DMD-08BFFA-QL8APP*	DSMD-08BFFA-QL8APP*
		8.0 ~ 10.0mm Red Seal	DMD-08BFFA-QL8SPP*	DSMD-08BFFA-QL8SPP*
		10.0 ~ 12.0mm Yellow Seal	DMD-08BFFA-QL8MPP*	DSMD-08BFFA-QL8MPP*
		12.0 ~ 14.0mm Blue Seal	DMD-08BFFA-QL8LPP*	DSMD-08BFFA-QL8LPP*

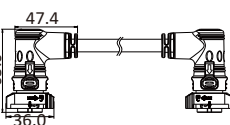
**STRAIGHT-TO-STRAIGHT**, Overmolded Double-Ended Cable Assembly, IP68 (Mated)  
 Cable Length: (A05) 0.5M, (001) 1M ~ (099) 99M <sup>1)</sup> | Connector / Contact Gender: (F) FF

	End1: (F) FF   End2: (F) FF	AB-DMD08FL-DMDFL-QC <sup>10)</sup> *	AB-DSMD08FL-DSMDFL-QC <sup>10)</sup> *
--	-----------------------------	--------------------------------------	--

**STRAIGHT-TO-RIGHT ANGLE**, Overmolded Double-Ended Cable Assembly, Push Lock, IP68 (Mated)  
 Cable Length: (A05) 0.5M, (001) 1M ~ (099) 99M <sup>1)</sup> | Connector / Contact Gender: (F) FF

	End1: (F) FF   End2: (F) FF	AB-DMD08FL-DMDFR-QC <sup>10)</sup> *	AB-DSMD08FL-DSMDFR-QC <sup>10)</sup> *
--	-----------------------------	--------------------------------------	--

**RIGHT ANGLE-TO-RIGHT ANGLE**, Overmolded Double-Ended Cable Assembly, Push Lock, IP68 (Mated)  
 Cable Length: (A05) 0.5M, (001) 1M ~ (099) 99M <sup>1)</sup> | Connector / Contact Gender: (F) FF

	End1: (F) FF   End2: (F) FF	AB-DMD08FR-DMDFR-QC <sup>10)</sup> *	AB-DSMD08FR-DSMDFR-QC <sup>10)</sup> *
--	-----------------------------	--------------------------------------	--

\*Upon Request

<sup>1)</sup> Standard Lengths: 1M, 2M, 3M, 4M, 5M and 10M. Higher MOQ Might Be Required For Non-Standard Lengths

No of Contacts	9 (3+6)			
Rated Voltage (AC/DC)	300V			
Nominal Current	20A+5A			
Plastic / Metal	Plastic		Metal	
Pin Assignment	FF	FM	FF	FM
<b>MM</b> : Male Connector Male Contact <b>FF</b> : Female Connector Female Contact <b>MF</b> : Male Connector Female Contact <b>FM</b> : Female Connector Male Contact <b>M+F</b> : Male PWR + Female GND, <b>F+M</b> : Female PWR + Male GND				

**STRAIGHT, Overmolded Cable Assembly, Free Cable End, With Strain Relief, Push Lock, IP68 (Mated)**  
 Cable Length: (01) 1M ~ (99) 99M<sup>1)</sup>

	UL21996, PVC Jacket (For Hybrid Group)	DCD-09AFFM-QL8F <sup>11</sup> *	DCD-09AFMM-QL8F <sup>11</sup> *	DSCD-09AFFM-QL8F <sup>11</sup> *	DSCD-09AFMM-QL8F <sup>11</sup> *
--	---	---------------------------------	---------------------------------	----------------------------------	----------------------------------

**RIGHT ANGLE, Overmolded Cable Assembly, Free Cable End, With Strain Relief, Push Lock, IP68 (Mated)**  
 Cable Length: (01) 1M ~ (99) 99M<sup>1)</sup>

	UL21996, PVC Jacket (For Hybrid Group)	DCD-09AFFM-QR8F <sup>11</sup> *	DCD-09AFMM-QR8F <sup>11</sup> *	DSCD-09AFFM-QR8F <sup>11</sup> *	DSCD-09AFMM-QR8F <sup>11</sup> *
--	---	---------------------------------	---------------------------------	----------------------------------	----------------------------------

**STRAIGHT-TO-STRAIGHT, Overmolded Double-Ended Cable Assembly, IP68 (Mated)**  
 Cable Length: (A05) 0.5M, (001) 1M ~ (099) 99M<sup>1)</sup> | Connector / Contact Gender: (F) FF, (B) FM, (H) MF, (W) F/F+M, (X) F/M+F, (U) M/F+M

	End1: (F) FF   End2: (F) FF	AB-DCD09FL-DCDFL-QF <sup>10</sup> *	-	AB-DSCD09FL-DSCDFL-QF <sup>10</sup> *	-
	End1: (F) FF   End2: (B) FM	AB-DCD09FL-DCDBL-QF <sup>10</sup> *	-	AB-DSCD09FL-DSCDBL-QF <sup>10</sup> *	-
	End1: (B) FM   End2: (B) FM	-	AB-DCD09BL-DSCDBL-QF <sup>10</sup> *	-	AB-DSCD09BL-DSCDBL-QF <sup>10</sup> *
	End1: Female Conn Female+Male Contact End2: Female Conn Female+Male Contact	AB-DCD09XL-DCDXL-QF <sup>10</sup> *	AB-DCD09WL-DCDWL-QF <sup>10</sup> *	AB-DSCD09XL-DSCDXL-QF <sup>10</sup> *	AB-DSCD09WL-DSCDWL-QF <sup>10</sup> *
	End1: Female Conn Female+Male Contact End2: Female Conn Male+Female Contact	-	AB-DCD09WL-DCDXL-QF <sup>10</sup> *	-	AB-DSCD09WL-DSCDXL-QF <sup>10</sup> *
	End1: (F) FF   End2: (H) MF	AB-DCD09FL-DCDHL-QF <sup>10</sup> *	-	AB-DSCD09FL-DSCDHL-QF <sup>10</sup> *	-
	End1: Female Conn Female+Male Contact End2: Male Conn Female+Male Contact	-	AB-DCD09WL-DCDUL-QF <sup>10</sup> *	-	AB-DSCD09WL-DSCDUL-QF <sup>10</sup> *

**STRAIGHT-TO-RIGHT ANGLE, Overmolded Double-Ended Cable Assembly, Push Lock, IP68 (Mated)**  
 Cable Length: (A05) 0.5M, (001) 1M ~ (099) 99M<sup>1)</sup> | Connector / Contact Gender: (F) FF, (B) FM, (W) F/F+M, (X) F/M+F


	End1: (F) FF   End2: (F) FF	AB-DCD09FL-DCDFR-QF <sup>10</sup> *	-	AB-DSCD09FL-DSCDFR-QF <sup>10</sup> *	-
	End1: (F) FF   End2: (B) FM	AB-DCD09FL-DCDBR-QF <sup>10</sup> *	-	AB-DSCD09FL-DSCDBR-QF <sup>10</sup> *	-
	End1: (B) FM   End2: (B) FM	-	AB-DCD09BL-DSCDBR-QF <sup>10</sup> *	-	AB-DSCD09BL-DSCDBR-QF <sup>10</sup> *
	End1: Female Conn Female+Male Contact End2: Female Conn Female+Male Contact	AB-DCD09XL-DCDXR-QF <sup>10</sup> *	AB-DCD09WL-DCDWR-QF <sup>10</sup> *	AB-DSCD09XL-DSCDXR-QF <sup>10</sup> *	AB-DSCD09WL-DSCDWR-QF <sup>10</sup> *
	End1: Female Conn Female+Male Contact End2: Female Conn Male+Female Contact	-	AB-DCD09WL-DCDXR-QF <sup>10</sup> *	-	AB-DSCD09WL-DSCDXR-QF <sup>10</sup> *

**RIGHT ANGLE-TO-STRAIGHT, Overmolded Double-Ended Cable Assembly, Push Lock, IP68 (Mated)**  
 Cable Length: (A05) 0.5M, (001) 1M ~ (099) 99M<sup>1)</sup> | Connector / Contact Gender: (F) FF, (B) FM, (H) MF, (W) F/F+M, (X) F/M+F, (U) M/F+M

	End1: (F) FF   End2: (B) FM	AB-DCD09FR-DCDBL-QF <sup>10</sup> *	-	AB-DSCD09FR-DSCDBL-QF <sup>10</sup> *	-
	End1: Female Conn Female+Male Contact End2: Female Conn Male+Female Contact	-	AB-DCD09WR-DCDXL-QF <sup>10</sup> *	-	AB-DSCD09WR-DSCDXL-QF <sup>10</sup> *
	End1: (F) FF   End2: (H) MF	AB-DCD09FR-DCDHL-QF <sup>10</sup> *	-	AB-DSCD09FR-DSCDHL-QF <sup>10</sup> *	-
	End1: Female Conn Female+Male Contact End2: Male Conn Female+Male Contact	-	AB-DCD09WR-DCDUL-QF <sup>10</sup> *	-	AB-DSCD09WR-DSCDUL-QF <sup>10</sup> *

**RIGHT ANGLE-TO-RIGHT ANGLE, Overmolded Double-Ended Cable Assembly, Push Lock, IP68 (Mated)**  
 Cable Length: (A05) 0.5M, (001) 1M ~ (099) 99M<sup>1)</sup> | Connector / Contact Gender: (F) FF, (B) FM, (W) F/F+M, (X) F/M+F

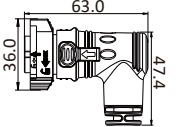
	End1: (F) FF   End2: (F) FF	AB-DCD09FR-DCDFR-QF <sup>10</sup> *	-	AB-DSCD09FR-DSCDFR-QF <sup>10</sup> *	-
	End1: (F) FF   End2: (B) FM	AB-DCD09FR-DCDBR-QF <sup>10</sup> *	AB-DCD09BR-DSCDBR-QF <sup>10</sup> *	AB-DSCD09FR-DSCDBR-QF <sup>10</sup> *	-
	End1: (B) FM   End2: (B) FM	-	-	-	AB-DSCD09BR-DSCDBR-QF <sup>10</sup> *
	End1: Female Conn Female+Male Contact End2: Female Conn Female+Male Contact	AB-DCD09XR-DCDXR-QF <sup>10</sup> *	AB-DCD09WR-DCDWR-QF <sup>10</sup> *	AB-DSCD09XR-DSCDXR-QF <sup>10</sup> *	AB-DSCD09WR-DSCDWR-QF <sup>10</sup> *
	End1: Female Conn Female+Male Contact End2: Female Conn Male+Female Contact	-	AB-DCD09WR-DCDXR-QF <sup>10</sup> *	-	AB-DSCD09WR-DSCDXR-QF <sup>10</sup> *

No of Contacts	9 (3+6)	
Rated Voltage (AC/DC)	300V	
Nominal Current	50A+5A	
Plastic / Metal	Plastic	Metal
Pin Assignment	FF	FF
FF: Female Connector Female Contact		

**STRAIGHT, Overmolded Cable Assembly, Free Cable End, With Strain Relief, Push Lock, IP68 (Mated)**  
**11** Cable Length: (01) 1M ~ (99) 99M <sup>1)</sup>

	UL2517, PVC Jacket (For Power Group)	DMD-09BFFM-QL8C <b>11</b> *	DSMD-09BFFM-QL8C <b>11</b> *
	UL21996, PVC Jacket (For Hybrid Group)	DMD-09BFFM-QL8F <b>11</b> *	DSMD-09BFFM-QL8F <b>11</b> *


**RIGHT ANGLE, Overmolded Cable Assembly, Free Cable End, With Strain Relief, Push Lock, IP68 (Mated)**  
**11** Cable Length: (01) 1M ~ (99) 99M <sup>1)</sup>

	UL2517, PVC Jacket (For Power Group)	DMD-09BFFM-QL8C <b>11</b> *	DSMD-09BFFM-QL8C <b>11</b> *
	UL21996, PVC Jacket (For Hybrid Group)	DMD-09BFFM-QL8F <b>11</b> *	DSMD-09BFFM-QL8F <b>11</b> *

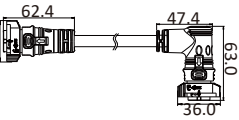
**Field Serviceable/Installable, STRAIGHT, Without Strain Relief, Push Lock, IP68 (Mated)**  
 Sealing Nut Torque Value: 6 ~ 15 kgf.cm | Recommended Cable O.D.: (Red Seal) 8.0 ~ 10.0mm, (Yellow Seal) 10.0 ~ 12.0mm, (Blue Seal) 12.0 ~ 14.0mm

	Crimp Type, For Power Group, Packing: Connector With Contacts	All Seals	DMD-09BFFA-QL8APP*	DSMD-09BFFA-QL8APP*
		8.0 ~ 10.0mm Red Seal	DMD-09BFFA-QL8SPP*	DSMD-09BFFA-QL8SPP*
		10.0 ~ 12.0mm Yellow Seal	DMD-09BFFA-QL8MPP*	DSMD-09BFFA-QL8MPP*
		12.0 ~ 14.0mm Blue Seal	DMD-09BFFA-QL8LPP*	DSMD-09BFFA-QL8LPP*

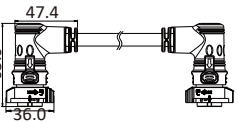
**STRAIGHT-TO-STRAIGHT, Overmolded Double-Ended Cable Assembly, IP68 (Mated)**  
**10** Cable Length: (A05) 0.5M, (001) 1M ~ (099) 99M <sup>1)</sup> | Connector / Contact Gender: (F) FF

	End1: (F) FF   End2: (F) FF	AB-DMD09FL-DMDFL-QC <b>10</b> *	AB-DSMD09FL-DSMDFL-QC <b>10</b> *
--	-----------------------------	---------------------------------	-----------------------------------

**STRAIGHT-TO-RIGHT ANGLE, Overmolded Double-Ended Cable Assembly, Push Lock, IP68 (Mated)**  
**10** Cable Length: (A05) 0.5M, (001) 1M ~ (099) 99M <sup>1)</sup> | Connector / Contact Gender: (F) FF


	End1: (F) FF   End2: (F) FF	AB-DMD09FL-DMDFR-QC <b>10</b> *	AB-DSMD09FL-DSMDFR-QC <b>10</b> *
--	-----------------------------	---------------------------------	-----------------------------------

**RIGHT ANGLE-TO-RIGHT ANGLE, Overmolded Double-Ended Cable Assembly, Push Lock, IP68 (Mated)**  
**10** Cable Length: (A05) 0.5M, (001) 1M ~ (099) 99M <sup>1)</sup> | Connector / Contact Gender: (F) FF

	End1: (F) FF   End2: (F) FF	AB-DMD09FR-DMDFR-QC <b>10</b> *	AB-DSMD09FR-DSMDFR-QC <b>10</b> *
--	-----------------------------	---------------------------------	-----------------------------------

\*Upon Request

<sup>1)</sup> Standard Lengths: 1M, 2M, 3M, 4M, 5M and 10M. Higher MOQ Might Be Required For Non-Standard Lengths

No of Contacts	10 (3+7)			
Rated Voltage (AC/DC)	300V			
Nominal Current	20A+5A			
Plastic / Metal	Plastic		Metal	
Pin Assignment	FF	FM	FF	FM
<b>MM</b> : Male Connector Male Contact <b>FF</b> : Female Connector Female Contact <b>MF</b> : Male Connector Female Contact <b>FM</b> : Female Connector Male Contact <b>M+F</b> : Male PWR + Female GND, <b>F+M</b> : Female PWR + Male GND				

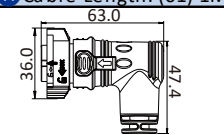
**STRAIGHT, Overmolded Cable Assembly, Free Cable End, With Strain Relief, Push Lock, IP68 (Mated)**

⑩ Cable Length: (01) 1M ~ (99) 99M<sup>3)</sup>

	UL21996, PVC Jacket (For Hybrid Group)	DCD-10AFFM-QL8F ⑩*	DCD-10AFMM-QL8F ⑩*	DSCD-10AFFM-QL8F ⑩*	DSCD-10AFMM-QL8F ⑩*
--	---	--------------------	--------------------	---------------------	---------------------

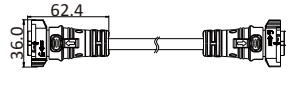
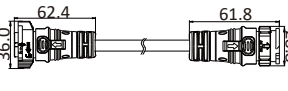
**RIGHT ANGLE, Overmolded Cable Assembly, Free Cable End, With Strain Relief, Push Lock, IP68 (Mated)**

⑩ Cable Length: (01) 1M ~ (99) 99M<sup>3)</sup>

	UL21996, PVC Jacket (For Hybrid Group)	DCD-10AFFM-QR8F ⑩*	DCD-10AFMM-QR8F ⑩*	DSCD-10AFFM-QR8F ⑩*	DSCD-10AFMM-QR8F ⑩*
--	---	--------------------	--------------------	---------------------	---------------------

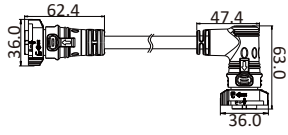
**STRAIGHT-TO-STRAIGHT, Overmolded Double-Ended Cable Assembly, IP68 (Mated)**

⑩ Cable Length: (A05) 0.5M, (001) 1M ~ (099) 99M<sup>3)</sup> | Connector / Contact Gender: (F) FF, (B) FM, (H) MF, (W) F/F+M, (X) F/M+F, (U) M/F+M

	End1: (F) FF   End2: (F) FF	AB-DCD10FL-DCD FL-QF ⑩*	-	AB-DSCD10FL-DSCD FL-QF ⑩*	-
	End1: (F) FF   End2: (B) FM	AB-DCD10FL-DCD BL-QF ⑩*	-	AB-DSCD10FL-DSCD BL-QF ⑩*	-
	End1: (B) FM   End2: (B) FM	-	AB-DCD10BL-DCD BL-QF ⑩*	-	AB-DSCD10BL-DSCD BL-QF ⑩*
	End1: Female Conn Female+Male Contact End2: Female Conn Female+Male Contact	AB-DCD10XL-DCD XL-QF ⑩*	AB-DCD10WL-DCD WL-QF ⑩*	AB-DSCD10XL-DSCD XL-QF ⑩*	AB-DSCD10WL-DSCD WL-QF ⑩*
	End1: Female Conn Female+Male Contact End2: Female Conn Male+Female Contact	-	AB-DCD10WL-DCD XL-QF ⑩*	-	AB-DSCD10WL-DSCD XL-QF ⑩*
	End1: (F) FF   End2: (H) MF	AB-DCD10FL-DCD HL-QF ⑩*	-	AB-DSCD10FL-DSCD HL-QF ⑩*	-
	End1: Female Conn Female+Male Contact End2: Male Conn Female+Male Contact	-	AB-DCD10WL-DCD UL-QF ⑩*	-	AB-DSCD10WL-DSCD UL-QF ⑩*

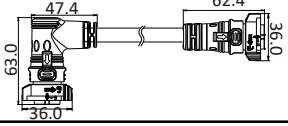
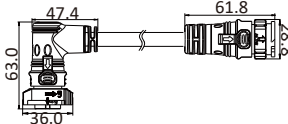
**STRAIGHT-TO-RIGHT ANGLE, Overmolded Double-Ended Cable Assembly, Push Lock, IP68 (Mated)**

⑩ Cable Length: (A05) 0.5M, (001) 1M ~ (099) 99M<sup>3)</sup> | Connector / Contact Gender: (F) FF, (B) FM, (H) MF, (W) F/F+M, (X) F/M+F

	End1: (F) FF   End2: (F) FF	AB-DCD10FL-DCD FR-QF ⑩*	-	AB-DSCD10FL-DSCD FR-QF ⑩*	-
	End1: (F) FF   End2: (B) FM	AB-DCD10FL-DCD BR-QF ⑩*	-	AB-DSCD10FL-DSCD BR-QF ⑩*	-
	End1: (B) FM   End2: (B) FM	-	AB-DCD10BL-DCD BR-QF ⑩*	-	AB-DSCD10BL-DSCD BR-QF ⑩*
	End1: Female Conn Female+Male Contact End2: Female Conn Female+Male Contact	AB-DCD10XL-DCD XR-QF ⑩*	AB-DCD10WL-DCD WR-QF ⑩*	AB-DSCD10XL-DSCD XR-QF ⑩*	AB-DSCD10WL-DSCD WR-QF ⑩*
	End1: Female Conn Female+Male Contact End2: Female Conn Male+Female Contact	-	AB-DCD10WL-DCD XR-QF ⑩*	-	AB-DSCD10WL-DSCD XR-QF ⑩*

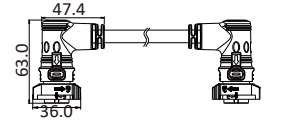
**RIGHT ANGLE-TO-STRAIGHT, Overmolded Double-Ended Cable Assembly, Push Lock, IP68 (Mated)**


⑩ Cable Length: (A05) 0.5M, (001) 1M ~ (099) 99M<sup>3)</sup> | Connector / Contact Gender: (F) FF, (B) FM, (H) MF, (W) F/F+M, (X) F/M+F, (U) M/F+M

	End1: (F) FF   End2: (B) FM	AB-DCD10FR-DCD BL-QF ⑩*	-	AB-DSCD10FR-DSCD BL-QF ⑩*	-
	End1: Female Conn Female+Male Contact End2: Female Conn Male+Female Contact	-	AB-DCD10WR-DCD XL-QF ⑩*	-	AB-DSCD10WR-DSCD XL-QF ⑩*
	End1: (F) FF   End2: (H) MF	AB-DCD10FR-DCD HL-QF ⑩*	-	AB-DSCD10FR-DSCD HL-QF ⑩*	-
	End1: Female Conn Female+Male Contact End2: Male Conn Female+Male Contact	-	AB-DCD10WR-DCD UL-QF ⑩*	-	AB-DSCD10WR-DSCD UL-QF ⑩*

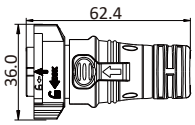
**RIGHT ANGLE-TO-RIGHT ANGLE, Overmolded Double-Ended Cable Assembly, Push Lock, IP68 (Mated)**

⑩ Cable Length: (A05) 0.5M, (001) 1M ~ (099) 99M<sup>3)</sup> | Connector / Contact Gender: (F) FF, (B) FM, (W) F/F+M, (X) F/M+F

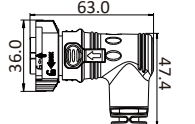
	End1: (F) FF   End2: (F) FF	AB-DCD10FR-DCD FR-QF ⑩*	-	AB-DSCD10FR-DSCD FR-QF ⑩*	-
	End1: (F) FF   End2: (B) FM	AB-DCD10FR-DCD BR-QF ⑩*	AB-DCD10BR-DCD BR-QF ⑩*	AB-DSCD10FR-DSCD BR-QF ⑩*	-
	End1: (B) FM   End2: (B) FM	-	-	-	AB-DSCD10BR-DSCD BR-QF ⑩*
	End1: Female Conn Female+Male Contact End2: Female Conn Female+Male Contact	AB-DCD10XR-DCD XR-QF ⑩*	AB-DCD10WR-DCD WR-QF ⑩*	AB-DSCD10XR-DSCD XR-QF ⑩*	AB-DSCD10WR-DSCD WR-QF ⑩*
	End1: Female Conn Female+Male Contact End2: Female Conn Male+Female Contact	-	AB-DCD10WR-DCD XR-QF ⑩*	-	AB-DSCD10WR-DSCD XR-QF ⑩*

No of Contacts	10 (3+7)	
Rated Voltage (AC/DC)	300V	
Nominal Current	50A+5A	
Plastic / Metal	Plastic	Metal
Pin Assignment	FF	FF
FF: Female Connector Female Contact		

**STRAIGHT, Overmolded Cable Assembly, Free Cable End, With Strain Relief, Push Lock, IP68 (Mated)**  
 11 Cable Length: (01) 1M ~ (99) 99M <sup>1)</sup>

	UL2517, PVC Jacket (For Power Group)	DMD-10BFFM-QL8C <sup>11</sup> *	DSMD-10BFFM-QL8C <sup>11</sup> *
	UL21996, PVC Jacket (For Hybrid Group)	DMD-10BFFM-QL8F <sup>11</sup> *	DSMD-10BFFM-QL8F <sup>11</sup> *

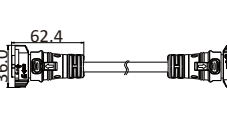
**RIGHT ANGLE, Overmolded Cable Assembly, Free Cable End, With Strain Relief, Push Lock, IP68 (Mated)**  
 11 Cable Length: (01) 1M ~ (99) 99M <sup>1)</sup>

	UL2517, PVC Jacket (For Power Group)	DMD-10BFFM-QL8C <sup>11</sup> *	DSMD-10BFFM-QL8C <sup>11</sup> *
	UL21996, PVC Jacket (For Hybrid Group)	DMD-10BFFM-QL8F <sup>11</sup> *	DSMD-10BFFM-QL8F <sup>11</sup> *

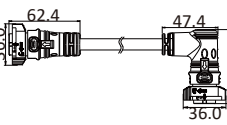
Field Serviceable/Installable, **STRAIGHT**, Without Strain Relief, Push Lock, IP68 (Mated)  
 Sealing Nut Torque Value: 6 ~ 15 kgf.cm | Recommended Cable O.D.: (Red Seal) 8.0 ~ 10.0mm, (Yellow Seal) 10.0 ~ 12.0mm, (Blue Seal) 12.0 ~ 14.0mm

	Crimp Type, For Power Group, Packing: Connector With Contacts	All Seals	DMD-10BFFA-QL8APP*	DSMD-10BFFA-QL8APP*
		8.0 ~ 10.0mm Red Seal	DMD-10BFFA-QL8SPP*	DSMD-10BFFA-QL8SPP*
		10.0 ~ 12.0mm Yellow Seal	DMD-10BFFA-QL8MPP*	DSMD-10BFFA-QL8MPP*
		12.0 ~ 14.0mm Blue Seal	DMD-10BFFA-QL8LPP*	DSMD-10BFFA-QL8LPP*

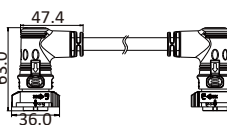
**STRAIGHT-TO-STRAIGHT, Overmolded Double-Ended Cable Assembly, IP68 (Mated)**  
 10 Cable Length: (A05) 0.5M, (001) 1M ~ (099) 99M <sup>1)</sup> | Connector / Contact Gender: **(F)** FF

	End1: <b>(F)</b> FF   End2: <b>(F)</b> FF	AB-DMD10FL-DMDFL-QC <sup>10</sup> *	AB-DSMD10FL-DSMDFL-QC <sup>10</sup> *
--	---	-------------------------------------	---------------------------------------

**STRAIGHT-TO-RIGHT ANGLE, Overmolded Double-Ended Cable Assembly, Push Lock, IP68 (Mated)**  
 10 Cable Length: (A05) 0.5M, (001) 1M ~ (099) 99M <sup>1)</sup> | Connector / Contact Gender: **(F)** FF

	End1: <b>(F)</b> FF   End2: <b>(F)</b> FF	AB-DMD10FL-DMDFR-QC <sup>10</sup> *	AB-DSMD10FL-DSMDFR-QC <sup>10</sup> *
--	---	-------------------------------------	---------------------------------------

**RIGHT ANGLE-TO-RIGHT ANGLE, Overmolded Double-Ended Cable Assembly, Push Lock, IP68 (Mated)**  
 10 Cable Length: (A05) 0.5M, (001) 1M ~ (099) 99M <sup>1)</sup> | Connector / Contact Gender: **(F)** FF

	End1: <b>(F)</b> FF   End2: <b>(F)</b> FF	AB-DMD10FR-DMDFR-QC <sup>10</sup> *	AB-DSMD10FR-DSMDFR-QC <sup>10</sup> *
--	---	-------------------------------------	---------------------------------------

\*Upon Request

<sup>1)</sup> Standard Lengths: 1M, 2M, 3M, 4M, 5M and 10M. Higher MOQ Might Be Required For Non-Standard Lengths

No of Contacts	11 (3+8)			
Rated Voltage (AC/DC)	300V			
Nominal Current	20A+5A			
Plastic / Metal	Plastic		Metal	
Pin Assignment	FF	FM	FF	FM
<b>MM</b> : Male Connector Male Contact <b>FF</b> : Female Connector Female Contact <b>MF</b> : Male Connector Female Contact <b>FM</b> : Female Connector Male Contact <b>M+F</b> : Male PWR + Female GND, <b>F+M</b> : Female PWR + Male GND				

**STRAIGHT, Overmolded Cable Assembly, Free Cable End, With Strain Relief, Push Lock, IP68 (Mated)**  
 Cable Length: (01) 1M ~ (99) 99M<sup>3)</sup>

	UL21996, PVC Jacket (For Hybrid Group)	DCD-11AFFM-QL8F <sup>11)</sup> *	DCD-11AFMM-QL8F <sup>11)</sup> *	DSCD-11AFFM-QL8F <sup>11)</sup> *	DSCD-11AFMM-QL8F <sup>11)</sup> *
--	---	----------------------------------	----------------------------------	-----------------------------------	-----------------------------------

**RIGHT ANGLE, Overmolded Cable Assembly, Free Cable End, With Strain Relief, Push Lock, IP68 (Mated)**  
 Cable Length: (01) 1M ~ (99) 99M<sup>3)</sup>

	UL21996, PVC Jacket (For Hybrid Group)	DCD-11AFFM-QR8F <sup>11)</sup> *	DCD-11AFMM-QR8F <sup>11)</sup> *	DSCD-11AFFM-QR8F <sup>11)</sup> *	DSCD-11AFMM-QR8F <sup>11)</sup> *
--	---	----------------------------------	----------------------------------	-----------------------------------	-----------------------------------

**STRAIGHT-TO-STRAIGHT, Overmolded Double-Ended Cable Assembly, IP68 (Mated)**

Cable Length: (A05) 0.5M, (001) 1M ~ (099) 99M<sup>3)</sup> | Connector / Contact Gender: (F) FF, (B) FM, (H) MF, (W) F/F+M, (X) F/M+F, (U) M/F+M

	End1: (F) FF   End2: (F) FF	AB-DCD11FL-DCDFL-QF <sup>10)</sup> *	-	AB-DSCD11FL-DSCDFL-QF <sup>10)</sup> *	-
	End1: (F) FF   End2: (B) FM	AB-DCD11FL-DCDBL-QF <sup>10)</sup> *	-	AB-DSCD11FL-DSCDBL-QF <sup>10)</sup> *	-
	End1: (B) FM   End2: (B) FM	-	AB-DCD11BL-DCDBL-QF <sup>10)</sup> *	-	AB-DSCD11BL-DSCDBL-QF <sup>10)</sup> *
	End1: Female Conn Female+Male Contact End2: Female Conn Female+Male Contact	AB-DCD11XL-DCDXL-QF <sup>10)</sup> *	AB-DCD11WL-DCDWL-QF <sup>10)</sup> *	AB-DSCD11XL-DSCDXL-QF <sup>10)</sup> *	AB-DSCD11WL-DSCDWL-QF <sup>10)</sup> *
	End1: Female Conn Female+Male Contact End2: Female Conn Male+Female Contact	-	AB-DCD11WL-DCDXL-QF <sup>10)</sup> *	-	AB-DSCD11WL-DSCDXL-QF <sup>10)</sup> *
	End1: (F) FF   End2: (H) MF	AB-DCD11FL-DCDHL-QF <sup>10)</sup> *	-	AB-DSCD11FL-DSCDHL-QF <sup>10)</sup> *	-
	End1: Female Conn Female+Male Contact End2: Male Conn Female+Male Contact	-	AB-DCD11WL-DCDUL-QF <sup>10)</sup> *	-	AB-DSCD11WL-DSCDUL-QF <sup>10)</sup> *

**STRAIGHT-TO-RIGHT ANGLE, Overmolded Double-Ended Cable Assembly, Push Lock, IP68 (Mated)**

Cable Length: (A05) 0.5M, (001) 1M ~ (099) 99M<sup>3)</sup> | Connector / Contact Gender: (F) FF, (B) FM, (W) F/F+M, (X) F/M+F

	End1: (F) FF   End2: (F) FF	AB-DCD11FL-DCDFR-QF <sup>10)</sup> *	-	AB-DSCD11FL-DSCDFR-QF <sup>10)</sup> *	-
	End1: (F) FF   End2: (B) FM	AB-DCD11FL-DCDBR-QF <sup>10)</sup> *	-	AB-DSCD11FL-DSCDBR-QF <sup>10)</sup> *	-
	End1: (B) FM   End2: (B) FM	-	AB-DCD11BL-DCDBR-QF <sup>10)</sup> *	-	AB-DSCD11BL-DSCDBR-QF <sup>10)</sup> *
	End1: Female Conn Female+Male Contact End2: Female Conn Female+Male Contact	AB-DCD11XL-DCDXR-QF <sup>10)</sup> *	AB-DCD11WL-DCDWR-QF <sup>10)</sup> *	AB-DSCD11XL-DSCDXR-QF <sup>10)</sup> *	AB-DSCD11WL-DSCDWR-QF <sup>10)</sup> *
	End1: Female Conn Female+Male Contact End2: Female Conn Male+Female Contact	-	AB-DCD11WL-DCDXR-QF <sup>10)</sup> *	-	AB-DSCD11WL-DSCDXR-QF <sup>10)</sup> *

**RIGHT ANGLE-TO-STRAIGHT, Overmolded Double-Ended Cable Assembly, Push Lock, IP68 (Mated)**


Cable Length: (A05) 0.5M, (001) 1M ~ (099) 99M<sup>3)</sup> | Connector / Contact Gender: (F) FF, (B) FM, (H) MF, (W) F/F+M, (X) F/M+F, (U) M/F+M

	End1: (F) FF   End2: (B) FM	AB-DCD11FR-DCDBL-QF <sup>10)</sup> *	-	AB-DSCD11FR-DSCDBL-QF <sup>10)</sup> *	-
	End1: Female Conn Female+Male Contact End2: Female Conn Male+Female Contact	-	AB-DCD11WR-DCDXL-QF <sup>10)</sup> *	-	AB-DSCD11WR-DSCDXL-QF <sup>10)</sup> *
	End1: (F) FF   End2: (H) MF	AB-DCD11FR-DCDHL-QF <sup>10)</sup> *	-	AB-DSCD11FR-DSCDHL-QF <sup>10)</sup> *	-
	End1: Female Conn Female+Male Contact End2: Male Conn Female+Male Contact	-	AB-DCD11WR-DCDUL-QF <sup>10)</sup> *	-	AB-DSCD11WR-DSCDUL-QF <sup>10)</sup> *

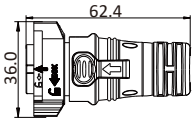
**RIGHT ANGLE-TO-RIGHT ANGLE, Overmolded Double-Ended Cable Assembly, Push Lock, IP68 (Mated)**

Cable Length: (A05) 0.5M, (001) 1M ~ (099) 99M<sup>3)</sup> | Connector / Contact Gender: (F) FF, (B) FM, (W) F/F+M, (X) F/M+F

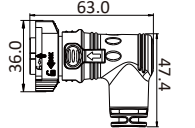
	End1: (F) FF   End2: (F) FF	AB-DCD11FR-DCDFR-QF <sup>10)</sup> *	-	AB-DSCD11FR-DSCDFR-QF <sup>10)</sup> *	-
	End1: (F) FF   End2: (B) FM	AB-DCD11FR-DCDBR-QF <sup>10)</sup> *	AB-DCD11BR-DCDBR-QF <sup>10)</sup> *	AB-DSCD11FR-DSCDBR-QF <sup>10)</sup> *	-
	End1: (B) FM   End2: (B) FM	-	-	-	AB-DSCD11BR-DSCDBR-QF <sup>10)</sup> *
	End1: Female Conn Female+Male Contact End2: Female Conn Female+Male Contact	AB-DCD11XR-DCDXR-QF <sup>10)</sup> *	AB-DCD11WR-DCDWR-QF <sup>10)</sup> *	AB-DSCD11XR-DSCDXR-QF <sup>10)</sup> *	AB-DSCD11WR-DSCDWR-QF <sup>10)</sup> *
	End1: Female Conn Female+Male Contact End2: Female Conn Male+Female Contact	-	AB-DCD11WR-DCDXR-QF <sup>10)</sup> *	-	AB-DSCD11WR-DSCDXR-QF <sup>10)</sup> *

No of Contacts	11 (3+8)	
Rated Voltage (AC/DC)	300 ~ 600V	
Nominal Current	50A+5A	
Plastic / Metal	Plastic	Metal
Pin Assignment	FF	FF
FF: Female Connector Female Contact		

**STRAIGHT, Overmolded Cable Assembly, Free Cable End, With Strain Relief, Push Lock, IP68 (Mated)**  
 11 Cable Length: (01) 1M ~ (99) 99M <sup>1)</sup>

	UL2517, PVC Jacket (For Power Group)	DMD-11BFFM-QL8C <sup>11</sup> *	DSMD-11BFFM-QL8C <sup>11</sup> *
	UL21996, PVC Jacket (For Hybrid Group)	DMD-11BFFM-QL8F <sup>11</sup> *	DSMD-11BFFM-QL8F <sup>11</sup> *

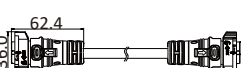
**RIGHT ANGLE, Overmolded Cable Assembly, Free Cable End, With Strain Relief, Push Lock, IP68 (Mated)**  
 11 Cable Length: (01) 1M ~ (99) 99M <sup>1)</sup>

	UL2517, PVC Jacket (For Power Group)	DMD-11BFFM-QL8C <sup>11</sup> *	DSMD-11BFFM-QL8C <sup>11</sup> *
	UL21996, PVC Jacket (For Hybrid Group)	DMD-11BFFM-QL8F <sup>11</sup> *	DSMD-11BFFM-QL8F <sup>11</sup> *

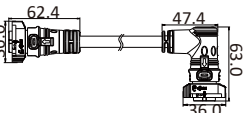
**Field Serviceable/Installable, STRAIGHT, Without Strain Relief, Push Lock, IP68 (Mated)**  
 Sealing Nut Torque Value: 6 ~ 15 kgf.cm | Recommended Cable O.D.: (Red Seal) 8.0 ~ 10.0mm, (Yellow Seal) 10.0 ~ 12.0mm, (Blue Seal) 12.0 ~ 14.0mm

	Crimp Type, For Power Group, Packing: Connector With Contacts	All Seals	DMD-11BFFA-QL8APP*	DSMD-11BFFA-QL8APP*
		8.0 ~ 10.0mm Red Seal	DMD-11BFFA-QL8SPP*	DSMD-11BFFA-QL8SPP*
		10.0 ~ 12.0mm Yellow Seal	DMD-11BFFA-QL8MPP*	DSMD-11BFFA-QL8MPP*
		12.0 ~ 14.0mm Blue Seal	DMD-11BFFA-QL8LPP*	DSMD-11BFFA-QL8LPP*

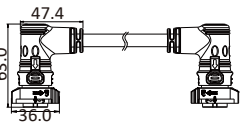
**STRAIGHT-TO-STRAIGHT, Overmolded Double-Ended Cable Assembly, IP68 (Mated)**  
 10 Cable Length: (A05) 0.5M, (001) 1M ~ (099) 99M <sup>1)</sup> | Connector / Contact Gender: (F) FF

	End1: (F) FF   End2: (F) FF	AB-DMD11FL-DMDFL-QC <sup>10</sup> *	AB-DSMD11FL-DSMDFL-QC <sup>10</sup> *
--	-----------------------------	-------------------------------------	---------------------------------------

**STRAIGHT-TO-RIGHT ANGLE, Overmolded Double-Ended Cable Assembly, Push Lock, IP68 (Mated)**  
 10 Cable Length: (A05) 0.5M, (001) 1M ~ (099) 99M <sup>1)</sup> | Connector / Contact Gender: (F) FF


	End1: (F) FF   End2: (F) FF	AB-DMD11FL-DMDFR-QC <sup>10</sup> *	AB-DSMD11FL-DSMDFR-QC <sup>10</sup> *
--	-----------------------------	-------------------------------------	---------------------------------------

**RIGHT ANGLE-TO-RIGHT ANGLE, Overmolded Double-Ended Cable Assembly, Push Lock, IP68 (Mated)**  
 10 Cable Length: (A05) 0.5M, (001) 1M ~ (099) 99M <sup>1)</sup> | Connector / Contact Gender: (F) FF

	End1: (F) FF   End2: (F) FF	AB-DMD11FR-DMDFR-QC <sup>10</sup> *	AB-DSMD11FR-DSMDFR-QC <sup>10</sup> *
--	-----------------------------	-------------------------------------	---------------------------------------

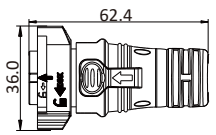
\*Upon Request

<sup>1)</sup> Standard Lengths: 1M, 2M, 3M, 4M, 5M and 10M. Higher MOQ Might Be Required For Non-Standard Lengths

No of Contacts	12		
Rated Voltage (AC/DC)	300V		
Nominal Current	5A		
Plastic / Metal	Plastic	Metal	
Pin Assignment	FM	FF	FM
<b>MM</b> : Male Connector Male Contact <b>FF</b> : Female Connector Female Contact <b>MF</b> : Male Connector Female Contact <b>FM</b> : Female Connector Male Contact <b>M+F</b> : Male PWR + Female GND, <b>F+M</b> : Female PWR + Male GND			

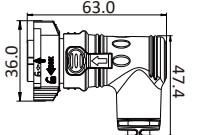
**STRAIGHT, Overmolded Cable Assembly, Free Cable End, With Strain Relief, Push Lock, IP68 (Mated)**

⑪ Cable Length: (01) 1M ~ (99) 99M<sup>3)</sup>

	UL21388, PVC Jacket (For Data Group)	DD-12AFMM-QL8D ⑪	DSD-12AFFM-QL8D ⑪*	DSD-12AFMM-QL8D ⑪*
--	---	------------------	--------------------	--------------------

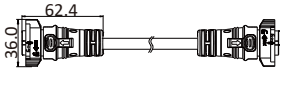
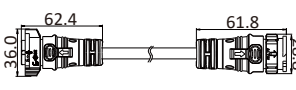
**RIGHT ANGLE, Overmolded Cable Assembly, Free Cable End, With Strain Relief, Push Lock, IP68 (Mated)**

⑪ Cable Length: (01) 1M ~ (99) 99M<sup>3)</sup>

	UL21388, PVC Jacket (For Data Group)	DD-12AFMM-QR8D ⑪	DSD-12AFFM-QR8D ⑪*	DSD-12AFMM-QR8D ⑪*
--	---	------------------	--------------------	--------------------

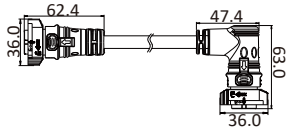
**STRAIGHT-TO-STRAIGHT, Overmolded Double-Ended Cable Assembly, IP68 (Mated)**

⑩ Cable Length: (A05) 0.5M, (001) 1M ~ (099) 99M<sup>3)</sup> | Connector / Contact Gender: (F) FF, (B) FM, (H) MF

	End1: (F) FF   End2: (F) FF	-	AB-DSD12FL-DSDFL-QD ⑩*	-
	End1: (F) FF   End2: (B) FM	-	AB-DSD12FL-DSDBL-QD ⑩*	-
	End1: (B) FM   End2: (B) FM	AB-DD12BL-DDBL-QD ⑩	-	AB-DSD12BL-DSDBL-QD ⑩*
	End1: (F) FF   End2: (H) MF	-	AB-DSD12FL-DSDHL-QD ⑩*	-

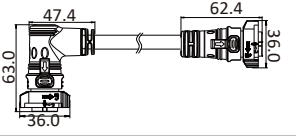
**STRAIGHT-TO-RIGHT ANGLE, Overmolded Double-Ended Cable Assembly, Push Lock, IP68 (Mated)**

⑩ Cable Length: (A05) 0.5M, (001) 1M ~ (099) 99M<sup>3)</sup> | Connector / Contact Gender: (F) FF, (B) FM

	End1: (F) FF   End2: (F) FF	-	AB-DSD12FL-DSDFR-QD ⑩*	-
	End1: (F) FF   End2: (B) FM	-	AB-DSD12FL-DSDBR-QD ⑩*	-
	End1: (B) FM   End2: (B) FM	AB-DD12BL-DDBR-QD ⑩	-	AB-DSD12BL-DSDBR-QD ⑩*

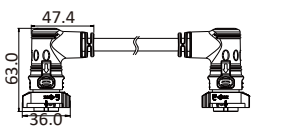
**RIGHT ANGLE-TO-STRAIGHT, Overmolded Double-Ended Cable Assembly, Push Lock, IP68 (Mated)**


⑩ Cable Length: (A05) 0.5M, (001) 1M ~ (099) 99M<sup>3)</sup> | Connector / Contact Gender: (F) FF, (B) FM, (H) MF

	End1: (F) FF   End2: (B) FM	-	AB-DSD12FR-DSDBL-QD ⑩*	-
	End1: (F) FF   End2: (H) MF	-	AB-DSD12FR-DSDHL-QD ⑩*	-

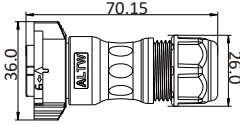
**RIGHT ANGLE-TO-RIGHT ANGLE, Overmolded Double-Ended Cable Assembly, Push Lock, IP68 (Mated)**

⑩ Cable Length: (A05) 0.5M, (001) 1M ~ (099) 99M<sup>3)</sup> | Connector / Contact Gender: (F) FF, (B) FM

	End1: (F) FF   End2: (F) FF	-	AB-DSD12FR-DSDFR-QD ⑩*	-
	End1: (F) FM   End2: (B) FM	AB-DD12FR-DDBR-QD ⑩*	AB-DSD12FR-DSDBR-QD ⑩*	-
	End1: (B) FM   End2: (B) FM	AB-DD12BR-DDBR-QD ⑩	-	AB-DSD12BR-DSDBR-QD ⑩*

No of Contacts	12		
Rated Voltage (AC/DC)	300V		
Nominal Current	5A		
Plastic / Metal	Plastic	Metal	
Pin Assignment	FM	FF	FM
FF : Female Connector Female Contact FM : Female Connector Male Contact			

Field Serviceable/Installable, **STRAIGHT**, Without Strain Relief, Push Lock, IP68 (Mated)  
 Sealing Nut Torque Value: 6 ~ 15 kgf.cm | Recommended Cable O.D.: (Red Seal) 8.0 ~ 10.0mm, (Yellow Seal) 10.0 ~ 12.0mm, (Blue Seal) 12.0 ~ 14.0mm

	Solder Type, For Data Group, Packing: Connector With Contacts	All Seals	DD-12B <b>FMG-</b> QL8AP0 *	DSD-12B <b>FFG-</b> QL8AP0 *	DSD-12B <b>FMG-</b> QL8AP0 *
		8.0 ~ 10.0mm Red Seal	DD-12B <b>FMG-</b> QL8SP0 *	DSD-12B <b>FFG-</b> QL8SP0 *	DSD-12B <b>FMG-</b> QL8SP0 *
		10.0 ~ 12.0mm Yellow Seal	DD-12B <b>FMG-</b> QL8MP0 *	DSD-12B <b>FFG-</b> QL8MP0 *	DSD-12B <b>FMG-</b> QL8MP0 *
		12.0 ~ 14.0mm Blue Seal	DD-12B <b>FMG-</b> QL8LP0 *	DSD-12B <b>FFG-</b> QL8LP0 *	DSD-12B <b>FMG-</b> QL8LP0 *
	Screw-in Type, For Data Group, Packing: Connector With Contacts	All Seals	DD-12B <b>FMB-</b> QL8AP0 *	DSD-12B <b>FFB-</b> QL8AP0 *	DSD-12B <b>FMB-</b> QL8AP0 *
		8.0 ~ 10.0mm Red Seal	DD-12B <b>FMB-</b> QL8SP0 *	DSD-12B <b>FFB-</b> QL8SP0 *	DSD-12B <b>FMB-</b> QL8SP0 *
		10.0 ~ 12.0mm Yellow Seal	DD-12B <b>FMB-</b> QL8MP0 *	DSD-12B <b>FFB-</b> QL8MP0 *	DSD-12B <b>FMB-</b> QL8MP0 *
		12.0 ~ 14.0mm Blue Seal	DD-12B <b>FMB-</b> QL8LP0 *	DSD-12B <b>FFB-</b> QL8LP0 *	DSD-12B <b>FMB-</b> QL8LP0 *
	Push-in Type, For Data Group, Packing: Connector With Contacts	All Seals	DD-12B <b>FME-</b> QL8AP0 *	DSD-12B <b>FFE-</b> QL8AP0 *	DSD-12B <b>FME-</b> QL8AP0 *
		8.0 ~ 10.0mm Red Seal	DD-12B <b>FME-</b> QL8SP0 *	DSD-12B <b>FFE-</b> QL8SP0 *	DSD-12B <b>FME-</b> QL8SP0 *
		10.0 ~ 12.0mm Yellow Seal	DD-12B <b>FME-</b> QL8MP0 *	DSD-12B <b>FFE-</b> QL8MP0 *	DSD-12B <b>FME-</b> QL8MP0 *
		12.0 ~ 14.0mm Blue Seal	DD-12B <b>FME-</b> QL8LP0 *	DSD-12B <b>FFE-</b> QL8LP0 *	DSD-12B <b>FME-</b> QL8LP0 *
	Crimp Type, For Data Group, Packing: Connector With Contacts	All Seals	DD-12B <b>FMA-</b> QL8AP0	DSD-12B <b>FFA-</b> QL8AP0 *	DSD-12B <b>FMA-</b> QL8AP0 *
		8.0 ~ 10.0mm Red Seal	DD-12B <b>FMA-</b> QL8SP0	DSD-12B <b>FFA-</b> QL8SP0 *	DSD-12B <b>FMA-</b> QL8SP0 *
		10.0 ~ 12.0mm Yellow Seal	DD-12B <b>FMA-</b> QL8MP0	DSD-12B <b>FFA-</b> QL8MP0 *	DSD-12B <b>FMA-</b> QL8MP0 *
		12.0 ~ 14.0mm Blue Seal	DD-12B <b>FMA-</b> QL8LP0	DSD-12B <b>FFA-</b> QL8LP0 *	DSD-12B <b>FMA-</b> QL8LP0 *
	Crimp Type, For Data Group, Packing: Connector Without Contacts	All Seals	DD-12B <b>FMA-</b> QL8AN0	-	-
		8.0 ~ 10.0mm Red Seal	DD-12B <b>FMA-</b> QL8SN0	-	-
		10.0 ~ 12.0mm Yellow Seal	DD-12B <b>FMA-</b> QL8MN0	-	-
		12.0 ~ 14.0mm Blue Seal	DD-12B <b>FMA-</b> QL8LN0	-	-

\*Upon Request

<sup>1)</sup> Standard Lengths: 1M, 2M, 3M, 4M, 5M and 10M. Higher MOQ Might Be Required For Non-Standard Lengths

No of Contacts	12 (3+9)			
Rated Voltage (AC/DC)	300V			
Nominal Current	20A+5A			
Plastic / Metal	Plastic		Metal	
Pin Assignment	FF	FM	FF	FM
<b>MM</b> : Male Connector Male Contact <b>FF</b> : Female Connector Female Contact <b>MF</b> : Male Connector Female Contact <b>FM</b> : Female Connector Male Contact <b>M+F</b> : Male PWR + Female GND, <b>F+M</b> : Female PWR + Male GND				

**STRAIGHT, Overmolded Cable Assembly, Free Cable End, With Strain Relief, Push Lock, IP68 (Mated)**  
 ① Cable Length: (01) 1M ~ (99) 99M<sup>3)</sup>

	UL21996, PVC Jacket (For Hybrid Group)	DCD-12A <b>FFM</b> -QL8F ①	DCD-12A <b>FMM</b> -QL8F ①	DSCD-12A <b>FFM</b> -QL8F ①*	DSCD-12A <b>FMM</b> -QL8F ①*
--	---	----------------------------	----------------------------	------------------------------	------------------------------

**RIGHT ANGLE, Overmolded Cable Assembly, Free Cable End, With Strain Relief, Push Lock, IP68 (Mated)**  
 ① Cable Length: (01) 1M ~ (99) 99M<sup>3)</sup>

	UL21996, PVC Jacket (For Hybrid Group)	DCD-12A <b>FFM</b> -QR8F ①	DCD-12A <b>FMM</b> -QR8F ①	DSCD-12A <b>FFM</b> -QR8F ①*	DSCD-12A <b>FMM</b> -QR8F ①*
--	---	----------------------------	----------------------------	------------------------------	------------------------------

**STRAIGHT-TO-STRAIGHT, Overmolded Double-Ended Cable Assembly, IP68 (Mated)**

⑩ Cable Length: (A05) 0.5M, (001) 1M ~ (099) 99M<sup>3)</sup> | Connector / Contact Gender: (F) FF, (B) FM, (H) MF, (W) F/F+M, (X) F/M+F, (U) M/F+M

	End1: (F) FF   End2: (F) FF	AB-DCD12FL-DCDFL-QF ⑩	-	AB-DSCD12FL-DSCDFL-QF ⑩*	-
	End1: (F) FF   End2: (B) FM	AB-DCD12FL-DCDBL-QF ⑩	-	AB-DSCD12FL-DSCDBL-QF ⑩*	-
	End1: (B) FM   End2: (B) FM	-	AB-DCD12BL-DCDBL-QF ⑩	-	AB-DSCD12BL-DSCDBL-QF ⑩*
	End1: Female Conn Female+Male Contact End2: Female Conn Female+Male Contact	AB-DCD12XL-DCDXL-QF ⑩*	AB-DCD12WL-DCDWL-QF ⑩*	AB-DSCD12XL-DSCDXL-QF ⑩*	AB-DSCD12WL-DSCDWL-QF ⑩*
	End1: Female Conn Female+Male Contact End2: Female Conn Male+Female Contact	-	AB-DCD12WL-DCDXL-QF ⑩*	-	AB-DSCD12WL-DSCDXL-QF ⑩*
	End1: (F) FF   End2: (H) MF	AB-DCD12FL-DCDHL-QF ⑩	-	AB-DSCD12FL-DSCDHL-QF ⑩*	-
	End1: Female Conn Female+Male Contact End2: Male Conn Female+Male Contact	-	AB-DCD12WL-DCDUL-QF ⑩*	-	AB-DSCD12WL-DSCDUL-QF ⑩*

**STRAIGHT-TO-RIGHT ANGLE, Overmolded Double-Ended Cable Assembly, Push Lock, IP68 (Mated)**

⑩ Cable Length: (A05) 0.5M, (001) 1M ~ (099) 99M<sup>3)</sup> | Connector / Contact Gender: (F) FF, (B) FM, (W) F/F+M, (X) F/M+F

	End1: (F) FF   End2: (F) FF	AB-DCD12FL-DCDFR-QF ⑩	-	AB-DSCD12FL-DSCDFR-QF ⑩*	-
	End1: (F) FF   End2: (B) FM	AB-DCD12FL-DCDBR-QF ⑩	-	AB-DSCD12FL-DSCDBR-QF ⑩*	-
	End1: (B) FM   End2: (B) FM	-	AB-DCD12BL-DCDBR-QF ⑩	-	AB-DSCD12BL-DSCDBR-QF ⑩*
	End1: Female Conn Female+Male Contact End2: Female Conn Female+Male Contact	AB-DCD12XL-DCDXR-QF ⑩*	AB-DCD12WL-DCDWR-QF ⑩*	AB-DSCD12XL-DSCDXR-QF ⑩*	AB-DSCD12WL-DSCDWR-QF ⑩*
	End1: Female Conn Female+Male Contact End2: Female Conn Male+Female Contact	-	AB-DCD12WL-DCDXR-QF ⑩*	-	AB-DSCD12WL-DSCDXR-QF ⑩*

**RIGHT ANGLE-TO-STRAIGHT, Overmolded Double-Ended Cable Assembly, Push Lock, IP68 (Mated)**

⑩ Cable Length: (A05) 0.5M, (001) 1M ~ (099) 99M<sup>3)</sup> | Connector / Contact Gender: (F) FF, (B) FM, (H) MF, (W) F/F+M, (X) F/M+F, (U) M/F+M

	End1: (F) FF   End2: (B) FM	AB-DCD12FR-DCDBL-QF ⑩	-	AB-DSCD12FR-DSCDBL-QF ⑩*	-
	End1: Female Conn Female+Male Contact End2: Female Conn Male+Female Contact	-	AB-DCD12WR-DCDXL-QF ⑩*	-	AB-DSCD12WR-DSCDXL-QF ⑩*
	End1: (F) FF   End2: (H) MF	AB-DCD12FR-DCDHL-QF ⑩	-	AB-DSCD12FR-DSCDHL-QF ⑩*	-
	End1: Female Conn Female+Male Contact End2: Male Conn Female+Male Contact	-	AB-DCD12WR-DCDUL-QF ⑩*	-	AB-DSCD12WR-DSCDUL-QF ⑩*

**RIGHT ANGLE-TO-RIGHT ANGLE, Overmolded Double-Ended Cable Assembly, Push Lock, IP68 (Mated)**

⑩ Cable Length: (A05) 0.5M, (001) 1M ~ (099) 99M<sup>3)</sup> | Connector / Contact Gender: (F) FF, (B) FM, (W) F/F+M, (X) F/M+F

	End1: (F) FF   End2: (F) FF	AB-DCD12FR-DCDFR-QF ⑩	-	AB-DSCD12FR-DSCDFR-QF ⑩*	-
	End1: (F) FF   End2: (B) FM	AB-DCD12FR-DCDBR-QF ⑩	-	AB-DSCD12FR-DSCDBR-QF ⑩*	-
	End1: (B) FM   End2: (B) FM	AB-DCD12BR-DCDBR-QF ⑩	-	-	AB-DSCD12BR-DSCDBR-QF ⑩*
	End1: Female Conn Female+Male Contact End2: Female Conn Female+Male Contact	AB-DCD12XR-DCDXR-QF ⑩*	AB-DCD12WR-DCDWR-QF ⑩*	AB-DSCD12XR-DSCDXR-QF ⑩*	AB-DSCD12WR-DSCDWR-QF ⑩*
	End1: Female Conn Female+Male Contact End2: Female Conn Male+Female Contact	-	AB-DCD12WR-DCDXR-QF ⑩*	-	AB-DSCD12WR-DSCDXR-QF ⑩*

No of Contacts	14			
Rated Voltage (AC/DC)	300V			
Nominal Current	5A			
Plastic / Metal	Plastic		Metal	
Pin Assignment	FF	FM	FF	FM
FF : Female Connector Female Contact MF : Male Connector Female Contact FM : Female Connector Male Contact				

**STRAIGHT, Overmolded Cable Assembly, Free Cable End, With Strain Relief, Push Lock, IP68 (Mated)**  
**⑪ Cable Length: (01) 1M ~ (99) 99M<sup>3)</sup>**

	UL21388, PVC Jacket (For Data Group)	DD-14AFFM-QL8D ⑪	DD-14AFMM-QL8D ⑪	DSD-14AFFM-QL8D ⑪*	DSD-14AFMM-QL8D ⑪*
--	---	------------------	------------------	--------------------	--------------------

**RIGHT ANGLE, Overmolded Cable Assembly, Free Cable End, With Strain Relief, Push Lock, IP68 (Mated)**  
**⑪ Cable Length: (01) 1M ~ (99) 99M<sup>3)</sup>**

	UL21388, PVC Jacket (For Data Group)	DD-14AFFM-QR8D ⑪	DD-14AFMM-QR8D ⑪	DSD-14AFFM-QR8D ⑪*	DSD-14AFMM-QR8D ⑪*
--	---	------------------	------------------	--------------------	--------------------

**STRAIGHT-TO-STRAIGHT, Overmolded Double-Ended Cable Assembly, IP68 (Mated)**  
**⑩ Cable Length: (A05) 0.5M, (001) 1M ~ (099) 99M<sup>3)</sup> | Connector / Contact Gender: (F) FF, (B) FM, (H) MF**

	End1: (F) FF   End2: (F) FF	AB-DD14FL-DDFL-QD ⑩	-	AB-DSD14FL-DSDFL-QD ⑩*	-
	End1: (F) FF   End2: (B) FM	AB-DD14FL-DDBL-QD ⑩	-	AB-DSD14FL-DSDBL-QD ⑩*	-
	End1: (B) FM   End2: (B) FM	-	AB-DD14BL-DDBL-QD ⑩	-	AB-DSD14BL-DSDBL-QD ⑩*
	End1: (F) FF   End2: (H) MF	AB-DD14FL-DDHL-QD ⑩	-	AB-DSD14FL-DSDHL-QD ⑩*	-

**STRAIGHT-TO-RIGHT ANGLE, Overmolded Double-Ended Cable Assembly, Push Lock, IP68 (Mated)**  
**⑩ Cable Length: (A05) 0.5M, (001) 1M ~ (099) 99M<sup>3)</sup> | Connector / Contact Gender: (F) FF, (B) FM**


	End1: (F) FF   End2: (F) FF	AB-DD14FL-DDFR-QD ⑩	-	AB-DSD14FL-DSDFR-QD ⑩*	-
	End1: (F) FF   End2: (B) FM	AB-DD14FL-DDBR-QD ⑩	-	AB-DSD14FL-DSDBR-QD ⑩*	-
	End1: (B) FM   End2: (B) FM	-	AB-DD14BL-DDBR-QD ⑩	-	AB-DSD14BL-DSDBR-QD ⑩*

**RIGHT ANGLE-TO-STRAIGHT, Overmolded Double-Ended Cable Assembly, Push Lock, IP68 (Mated)**  
**⑩ Cable Length: (A05) 0.5M, (001) 1M ~ (099) 99M<sup>3)</sup> | Connector / Contact Gender: (F) FF, (B) FM, (H) MF**

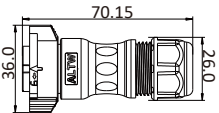
	End1: (F) FF   End2: (B) FM	AB-DD14FR-DDBL-QD ⑩	-	AB-DSD14FR-DSDBL-QD ⑩*	-
	End1: (F) FF   End2: (H) MF	AB-DD14FR-DDHL-QD ⑩	-	AB-DSD14FR-DSDHL-QD ⑩*	-

**RIGHT ANGLE-TO-RIGHT ANGLE, Overmolded Double-Ended Cable Assembly, Push Lock, IP68 (Mated)**  
**⑩ Cable Length: (A05) 0.5M, (001) 1M ~ (099) 99M<sup>3)</sup> | Connector / Contact Gender: (F) FF, (B) FM**

	End1: (F) FF   End2: (F) FF	AB-DD14FR-DDFR-QD ⑩	-	AB-DSD14FR-DSDFR-QD ⑩*	-
	End1: (F) FF   End2: (B) FM	AB-DD14FR-DDBR-QD ⑩	AB-DD14BR-DDBR-QD ⑩	AB-DSD14FR-DSDBR-QD ⑩*	-
	End1: (B) FM   End2: (B) FM	-	-	-	AB-DSD14BR-DSDBR-QD ⑩*


No of Contacts	14			
Rated Voltage (AC/DC)	300 ~ 600V			
Nominal Current	5A			
Plastic / Metal	Plastic		Metal	
Pin Assignment	FF	FM	FF	FM
FF : Female Connector Female Contact FM : Female Connector Male Contact				

**Field Installable (Straight, Without Strain Relief, Push Lock)**  
 Sealing Nut Torque Value: 6 ~ 15 kgf.cm | Recommended Cable O.D.: (Red Seal) 8.0 ~ 10.0mm, (Yellow Seal) 10.0 ~ 12.0mm, (Blue Seal) 12.0 ~ 14.0mm

	Solder Type, IP68, For Data Group, Packing: Connector With Contacts	All Seals	DD-14B <b>FFG</b> - QL8AP0 *	DD-14B <b>FMG</b> - QL8AP0 *	DSD-14B <b>FFG</b> - QL8AP0 *	DSD-14B <b>FMG</b> - QL8AP0 *
		8.0 ~ 10.0mm Red Seal	DD-14B <b>FFG</b> - QL8SP0 *	DD-14B <b>FMG</b> - QL8SP0 *	DSD-14B <b>FFG</b> - QL8SP0 *	DSD-14B <b>FMG</b> - QL8SP0 *
		10.0 ~ 12.0mm Yellow Seal	DD-14B <b>FFG</b> - QL8MP0 *	DD-14B <b>FMG</b> - QL8MP0 *	DSD-14B <b>FFG</b> - QL8MP0 *	DSD-14B <b>FMG</b> - QL8MP0 *
		12.0 ~ 14.0mm Blue Seal	DD-14B <b>FFG</b> - QL8LP0 *	DD-14B <b>FMG</b> - QL8LP0 *	DSD-14B <b>FFG</b> - QL8LP0 *	DSD-14B <b>FMG</b> - QL8LP0 *
	Screw-in Type, IP68, For Data Group, Packing: Connector With Contacts	All Seals	DD-14B <b>FFB</b> - QL8AP0 *	DD-14B <b>FMB</b> - QL8AP0 *	DSD-14B <b>FFB</b> - QL8AP0 *	DSD-14B <b>FMB</b> - QL8AP0 *
		8.0 ~ 10.0mm Red Seal	DD-14B <b>FFB</b> - QL8SP0 *	DD-14B <b>FMB</b> - QL8SP0 *	DSD-14B <b>FFB</b> - QL8SP0 *	DSD-14B <b>FMB</b> - QL8SP0 *
		10.0 ~ 12.0mm Yellow Seal	DD-14B <b>FFB</b> - QL8MP0 *	DD-14B <b>FMB</b> - QL8MP0 *	DSD-14B <b>FFB</b> - QL8MP0 *	DSD-14B <b>FMB</b> - QL8MP0 *
		12.0 ~ 14.0mm Blue Seal	DD-14B <b>FFB</b> - QL8LP0 *	DD-14B <b>FMB</b> - QL8LP0 *	DSD-14B <b>FFB</b> - QL8LP0 *	DSD-14B <b>FMB</b> - QL8LP0 *
	Push-in Type, IP68, For Data Group, Packing: Connector With Contacts	All Seals	DD-14B <b>FFE</b> - QL8AP0 *	DD-14B <b>FME</b> - QL8AP0 *	DSD-14B <b>FFE</b> - QL8AP0 *	DSD-14B <b>FME</b> - QL8AP0 *
		8.0 ~ 10.0mm Red Seal	DD-14B <b>FFE</b> - QL8SP0 *	DD-14B <b>FME</b> - QL8SP0 *	DSD-14B <b>FFE</b> - QL8SP0 *	DSD-14B <b>FME</b> - QL8SP0 *
		10.0 ~ 12.0mm Yellow Seal	DD-14B <b>FFE</b> - QL8MP0 *	DD-14B <b>FME</b> - QL8MP0 *	DSD-14B <b>FFE</b> - QL8MP0 *	DSD-14B <b>FME</b> - QL8MP0 *
		12.0 ~ 14.0mm Blue Seal	DD-14B <b>FFE</b> - QL8LP0 *	DD-14B <b>FME</b> - QL8LP0 *	DSD-14B <b>FFE</b> - QL8LP0 *	DSD-14B <b>FME</b> - QL8LP0 *
	Crimp Type, IP68, For Data Group, Packing: Connector With Contacts	All Seals	DD-14B <b>FFA</b> - QL8AP0	DD-14B <b>FMA</b> - QL8AP0	DSD-14B <b>FFA</b> - QL8AP0 *	DSD-14B <b>FMA</b> - QL8AP0 *
		8.0 ~ 10.0mm Red Seal	DD-14B <b>FFA</b> - QL8SP0	DD-14B <b>FMA</b> - QL8SP0	DSD-14B <b>FFA</b> - QL8SP0 *	DSD-14B <b>FMA</b> - QL8SP0 *
		10.0 ~ 12.0mm Yellow Seal	DD-14B <b>FFA</b> - QL8MP0	DD-14B <b>FMA</b> - QL8MP0	DSD-14B <b>FFA</b> - QL8MP0 *	DSD-14B <b>FMA</b> - QL8MP0 *
		12.0 ~ 14.0mm Blue Seal	DD-14B <b>FFA</b> - QL8LP0	DD-14B <b>FMA</b> - QL8LP0	DSD-14B <b>FFA</b> - QL8LP0 *	DSD-14B <b>FMA</b> - QL8LP0 *
	Crimp Type, IP68, For Data Group, Packing: Connector Without Contacts	All Seals	DD-14B <b>FFA</b> - QL8ANO	DD-14B <b>FMA</b> - QL8ANO	-	-
		8.0 ~ 10.0mm Red Seal	DD-14B <b>FFA</b> - QL8SNO	DD-14B <b>FMA</b> - QL8SNO	-	-
		10.0 ~ 12.0mm Yellow Seal	DD-14B <b>FFA</b> - QL8MNO	DD-14B <b>FMA</b> - QL8MNO	-	-
		12.0 ~ 14.0mm Blue Seal	DD-14B <b>FFA</b> - QL8LNO	DD-14B <b>FMA</b> - QL8LNO	-	-

\*Upon Request

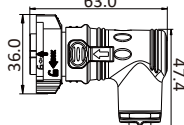
<sup>1)</sup> Standard Lengths: 1M, 2M, 3M, 4M, 5M and 10M. Higher MOQ Might Be Required For Non-Standard Lengths

No of Contacts	18			
Rated Voltage (AC/DC)	300V			
Nominal Current	5A			
Plastic / Metal	Plastic		Metal	
Pin Assignment	FF	FM	FF	FM
<b>FF</b> : Female Connector Female Contact <b>MF</b> : Male Connector Female Contact <b>FM</b> : Female Connector Male Contact				

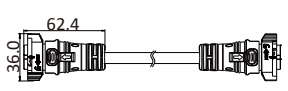
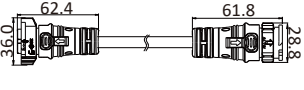
**STRAIGHT, Overmolded Cable Assembly, Free Cable End, With Strain Relief, Push Lock, IP68 (Mated)**  
**11** Cable Length: (01) 1M ~ (99) 99M<sup>1)</sup>

	UL21388, PVC Jacket (For Data Group)	DD-18AFFM-QL8D <b>11</b>	DD-18AFMM-QL8D <b>11</b>	DSD-18AFFM-QL8D <b>11</b> *	DSD-18AFMM-QL8D <b>11</b> *
--	---	--------------------------	--------------------------	-----------------------------	-----------------------------

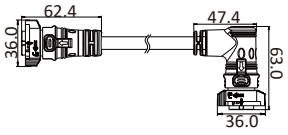
**RIGHT ANGLE, Overmolded Cable Assembly, Free Cable End, With Strain Relief, Push Lock, IP68 (Mated)**  
**11** Cable Length: (01) 1M ~ (99) 99M<sup>1)</sup>

	UL21388, PVC Jacket (For Data Group)	DD-18AFFM-QR8D <b>11</b>	DD-18AFMM-QR8D <b>11</b>	DSD-18AFFM-QR8D <b>11</b> *	DSD-18AFMM-QR8D <b>11</b> *
--	---	--------------------------	--------------------------	-----------------------------	-----------------------------

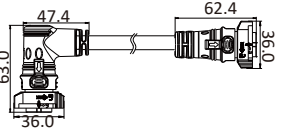
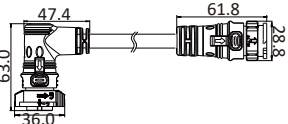
**STRAIGHT-TO-STRAIGHT, Overmolded Double-Ended Cable Assembly, IP68 (Mated)**  
**10** Cable Length: (A05) 0.5M, (001) 1M ~ (099) 99M<sup>1)</sup> | Connector / Contact Gender: **(F)** FF, **(B)** FM, **(H)** MF

	End1: <b>(F)</b> FF   End2: <b>(F)</b> FF	AB-DD18FL-DDFL-QD <b>10</b>	-	AB-DSD18FL-DSDFL-QD <b>10</b> *	-
	End1: <b>(F)</b> FF   End2: <b>(B)</b> FM	AB-DD18FL-DDBL-QD <b>10</b>	-	AB-DSD18FL-DSDBL-QD <b>10</b> *	-
	End1: <b>(B)</b> FM   End2: <b>(B)</b> FM	-	AB-DD18BL-DDBL-QD <b>10</b>	-	AB-DSD18BL-DSDBL-QD <b>10</b> *
	End1: <b>(F)</b> FF   End2: <b>(H)</b> MF	AB-DD18FL-DDHL-QD <b>10</b>	-	AB-DSD18FL-DSDHL-QD <b>10</b> *	-

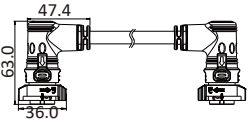
**STRAIGHT-TO-RIGHT ANGLE, Overmolded Double-Ended Cable Assembly, Push Lock, IP68 (Mated)**  
**10** Cable Length: (A05) 0.5M, (001) 1M ~ (099) 99M<sup>1)</sup> | Connector / Contact Gender: **(F)** FF, **(B)** FM, **(H)** MF


	End1: <b>(F)</b> FF   End2: <b>(F)</b> FF	AB-DD18FL-DDFR-QD <b>10</b>	-	AB-DSD18FL-DSDFR-QD <b>10</b> *	-
	End1: <b>(F)</b> FF   End2: <b>(B)</b> FM	AB-DD18FL-DDBR-QD <b>10</b>	-	AB-DSD18FL-DSDBR-QD <b>10</b> *	-
	End1: <b>(B)</b> FM   End2: <b>(B)</b> FM	-	AB-DD18BL-DDBR-QD <b>10</b>	-	AB-DSD18BL-DSDBR-QD <b>10</b> *

**RIGHT ANGLE-TO-STRAIGHT, Overmolded Double-Ended Cable Assembly, Push Lock, IP68 (Mated)**  
**10** Cable Length: (A05) 0.5M, (001) 1M ~ (099) 99M<sup>1)</sup> | Connector / Contact Gender: **(F)** FF, **(B)** FM, **(H)** MF

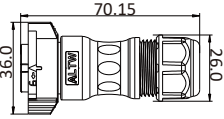
	End1: <b>(F)</b> FF   End2: <b>(B)</b> FM	AB-DD18FR-DDBL-QD <b>10</b>	-	AB-DSD18FR-DSDBL-QD <b>10</b> *	-
	End1: <b>(F)</b> FF   End2: <b>(H)</b> MF	AB-DD18FR-DDHL-QD <b>10</b>	-	AB-DSD18FR-DSDHL-QD <b>10</b> *	-

**RIGHT ANGLE-TO-RIGHT ANGLE, Overmolded Double-Ended Cable Assembly, Push Lock, IP68 (Mated)**  
**10** Cable Length: (A05) 0.5M, (001) 1M ~ (099) 99M<sup>1)</sup> | Connector / Contact Gender: **(F)** FF, **(B)** FM

	End1: <b>(F)</b> FF   End2: <b>(F)</b> FF	AB-DD18FR-DDFR-QD <b>10</b>	-	AB-DSD18FR-DSDFR-QD <b>10</b> *	-
	End1: <b>(F)</b> FF   End2: <b>(B)</b> FM	AB-DD18FR-DDBR-QD <b>10</b>	AB-DD18BR-DDBR-QD <b>10</b>	AB-DSD18FR-DSDBR-QD <b>10</b> *	-
	End1: <b>(B)</b> FM   End2: <b>(B)</b> FM	-	-	-	AB-DSD18BR-DSDBR-QD <b>10</b> *


No of Contacts	18			
Rated Voltage (AC/DC)	300V			
Nominal Current	5A			
Plastic / Metal	Plastic		Metal	
Pin Assignment	FF	FM	FF	FM
<b>FF</b> : Female Connector Female Contact <b>FM</b> : Female Connector Male Contact				

Field Serviceable/Installable, **STRAIGHT**, Without Strain Relief, Push Lock, IP68 (Mated)  
 Sealing Nut Torque Value: 6 ~ 15 kgf.cm | Recommended Cable O.D.: (Red Seal) 8.0 ~ 10.0mm, (Yellow Seal) 10.0 ~ 12.0mm, (Blue Seal) 12.0 ~ 14.0mm

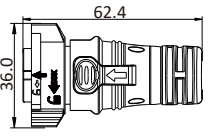
	Solder Type, For Data Group, Packing: Connector With Contacts	All Seals	DD-18B <b>FFG</b> - QL8AP0*	DD-18B <b>FMG</b> - QL8AP0*	DSD-18B <b>FFG</b> - QL8AP0*	DSD-18B <b>FMG</b> - QL8AP0*
		8.0 ~ 10.0mm Red Seal	DD-18B <b>FFG</b> - QL8SP0*	DD-18B <b>FMG</b> - QL8SP0*	DSD-18B <b>FFG</b> - QL8SP0*	DSD-18B <b>FMG</b> - QL8SP0*
		10.0 ~ 12.0mm Yellow Seal	DD-18B <b>FFG</b> - QL8MP0*	DD-18B <b>FMG</b> - QL8MP0*	DSD-18B <b>FFG</b> - QL8MP0*	DSD-18B <b>FMG</b> - QL8MP0*
		12.0 ~ 14.0mm Blue Seal	DD-18B <b>FFG</b> - QL8LP0*	DD-18B <b>FMG</b> - QL8LP0*	DSD-18B <b>FFG</b> - QL8LP0*	DSD-18B <b>FMG</b> - QL8LP0*
	Screw-in Type, For Data Group, Packing: Connector With Contacts	All Seals	DD-18B <b>FFB</b> - QL8AP0*	DD-18B <b>FMB</b> - QL8AP0*	DSD-18B <b>FFB</b> - QL8AP0*	DSD-18B <b>FMB</b> - QL8AP0*
		8.0 ~ 10.0mm Red Seal	DD-18B <b>FFB</b> - QL8SP0*	DD-18B <b>FMB</b> - QL8SP0*	DSD-18B <b>FFB</b> - QL8SP0*	DSD-18B <b>FMB</b> - QL8SP0*
		10.0 ~ 12.0mm Yellow Seal	DD-18B <b>FFB</b> - QL8MP0*	DD-18B <b>FMB</b> - QL8MP0*	DSD-18B <b>FFB</b> - QL8MP0*	DSD-18B <b>FMB</b> - QL8MP0*
		12.0 ~ 14.0mm Blue Seal	DD-18B <b>FFB</b> - QL8LP0*	DD-18B <b>FMB</b> - QL8LP0*	DSD-18B <b>FFB</b> - QL8LP0*	DSD-18B <b>FMB</b> - QL8LP0*
	Push-in Type, For Data Group, Packing: Connector With Contacts	All Seals	DD-18B <b>FFE</b> - QL8AP0*	DD-18B <b>FME</b> - QL8AP0*	DSD-18B <b>FFE</b> - QL8AP0*	DSD-18B <b>FME</b> - QL8AP0*
		8.0 ~ 10.0mm Red Seal	DD-18B <b>FFE</b> - QL8SP0*	DD-18B <b>FME</b> - QL8SP0*	DSD-18B <b>FFE</b> - QL8SP0*	DSD-18B <b>FME</b> - QL8SP0*
		10.0 ~ 12.0mm Yellow Seal	DD-18B <b>FFE</b> - QL8MP0*	DD-18B <b>FME</b> - QL8MP0*	DSD-18B <b>FFE</b> - QL8MP0*	DSD-18B <b>FME</b> - QL8MP0*
		12.0 ~ 14.0mm Blue Seal	DD-18B <b>FFE</b> - QL8LP0*	DD-18B <b>FME</b> - QL8LP0*	DSD-18B <b>FFE</b> - QL8LP0*	DSD-18B <b>FME</b> - QL8LP0*
	Crimp Type, For Data Group, Packing: Connector With Contacts	All Seals	DD-18B <b>FFA</b> - QL8AP0	DD-18B <b>FMA</b> - QL8AP0	DSD-18B <b>FFA</b> - QL8AP0*	DSD-18B <b>FMA</b> - QL8AP0*
		8.0 ~ 10.0mm Red Seal	DD-18B <b>FFA</b> - QL8SP0	DD-18B <b>FMA</b> - QL8SP0	DSD-18B <b>FFA</b> - QL8SP0*	DSD-18B <b>FMA</b> - QL8SP0*
		10.0 ~ 12.0mm Yellow Seal	DD-18B <b>FFA</b> - QL8MP0	DD-18B <b>FMA</b> - QL8MP0	DSD-18B <b>FFA</b> - QL8MP0*	DSD-18B <b>FMA</b> - QL8MP0*
		12.0 ~ 14.0mm Blue Seal	DD-18B <b>FFA</b> - QL8LP0	DD-18B <b>FMA</b> - QL8LP0	DSD-18B <b>FFA</b> - QL8LP0*	DSD-18B <b>FMA</b> - QL8LP0*
	Crimp Type, For Data Group, Packing: Connector Without Contacts	All Seals	DD-18B <b>FFA</b> - QL8AN0	DD-18B <b>FMA</b> - QL8AN0	-	-
		8.0 ~ 10.0mm Red Seal	DD-18B <b>FFA</b> - QL8SN0	DD-18B <b>FMA</b> - QL8SN0	-	-
		10.0 ~ 12.0mm Yellow Seal	DD-18B <b>FFA</b> - QL8MN0	DD-18B <b>FMA</b> - QL8MN0	-	-
		12.0 ~ 14.0mm Blue Seal	DD-18B <b>FFA</b> - QL8LN0	DD-18B <b>FMA</b> - QL8LN0	-	-

\*Upon Request

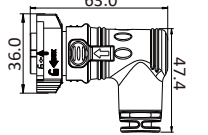
<sup>1)</sup> Standard Lengths: 1M, 2M, 3M, 4M, 5M and 10M. Higher MOQ Might Be Required For Non-Standard Lengths

No of Contacts	78			
Rated Voltage (AC/DC)	60V			
Nominal Current	0.5A			
Plastic / Metal	Plastic		Metal	
Pin Assignment	FF	FM	FF	FM
<b>FF</b> : Female Connector Female Contact <b>MF</b> : Male Connector Female Contact <b>FM</b> : Female Connector Male Contact				

**STRAIGHT**, Overmolded Cable Assembly, Free Cable End, With Strain Relief, Push Lock, IP68 (Mated)  
 ① Cable Length: (01) 1M ~ (99) 99M <sup>1)</sup>


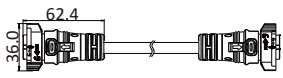
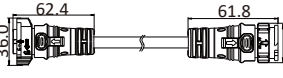
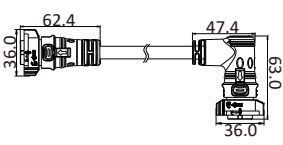
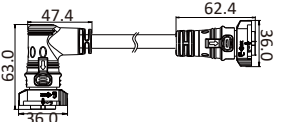
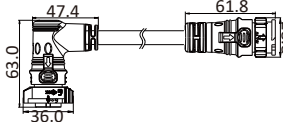
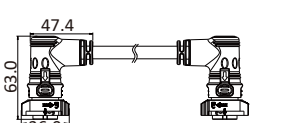
	UL21388, PVC Jacket (For Data Group)	DD-78AFFM-QL8D ⑪*	DD-78AFMM-QL8D ⑪*	DSD-78AFFM-QL8D ⑪*	DSD-78AFMM-QL8D ⑪*

**RIGHT ANGLE**, Overmolded Cable Assembly, Free Cable End, With Strain Relief, Push Lock, IP68 (Mated)  
 ① Cable Length: (01) 1M ~ (99) 99M <sup>1)</sup>

	UL21388, PVC Jacket (For Data Group)	DD-78AFFM-QR8D ⑪*	DD-78AFMM-QR8D ⑪*	DSD-78AFFM-QR8D ⑪*	DSD-78AFMM-QR8D ⑪*


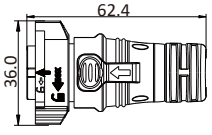
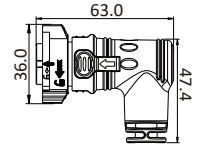
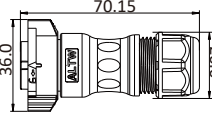
Field Serviceable/Installable, **STRAIGHT**, Without Strain Relief, Push Lock, IP68 (Mated)  
 Sealing Nut Torque Value: 6 ~ 15 kgf.cm | Recommended Cable O.D.: (Red Seal) 8.0 ~ 10.0mm, (Yellow Seal) 10.1 ~ 12.0mm, (Blue Seal) 12.1 ~ 14.0mm  
 Packing Option: Connector With Contacts


	Solder Type, For Data Group, Packing: Connector With Contacts	All Seals	DD-78BFFG-QL8AP0*	DD-78BFMG-QL8AP0*	DSD-78BFFG-QL8AP0*	DSD-78BFMG-QL8AP0*
		8.0 ~ 10.0mm Red Seal	DD-78BFFG-QL8SP0*	DD-78BFMG-QL8SP0*	DSD-78BFFG-QL8SP0*	DSD-78BFMG-QL8SP0*
		10.1 ~ 12.0mm Yellow Seal	DD-78BFFG-QL8MP0*	DD-78BFMG-QL8MP0*	DSD-78BFFG-QL8MP0*	DSD-78BFMG-QL8MP0*
		12.1 ~ 14.0mm Blue Seal	DD-78BFFG-QL8LP0*	DD-78BFMG-QL8LP0*	DSD-78BFFG-QL8LP0*	DSD-78BFMG-QL8LP0*

No of Contacts	78				
Rated Voltage (AC/DC)	60V				
Nominal Current	0.5A				
Plastic / Metal	Plastic		Metal		
Pin Assignment FF: Female Connector Female Contact MF: Male Connector Female Contact FM: Female Connector Male Contact					
<b>STRAIGHT-TO-STRAIGHT, Overmolded Double-Ended Cable Assembly, IP68 (Mated)</b>					
⑩ Cable Length: (A05) 0.5M, (001) 1M ~ (099) 99M <sup>1)</sup>   Connector/Contact Gender: (F) FF, (B) FM, (H) MF					
	End1: (F) FF   End2: (F) FF	AB-DD78FL-DDFL-QD ⑩*	-	AB-DSD78FL-DSDFL-QD ⑩*	-
	End1: (F) FF   End2: (B) FM	AB-DD78FL-DDBL-QD ⑩*	-	AB-DSD78FL-DSDBL-QD ⑩*	-
	End1: (B) FM   End2: (B) FM	-	AB-DD78BL-DDBL-QD ⑩*	-	AB-DSD78BL-DSDBL-QD ⑩*
	End1: (F) FF   End2: (H) MF	AB-DD78FL-DDHL-QD ⑩*	-	AB-DSD78FL-DSDHL-QD ⑩*	-
<b>STRAIGHT-TO-RIGHT ANGLE, Overmolded Double-Ended Cable Assembly, Push Lock, IP68 (Mated)</b>					
⑩ Cable Length: (A05) 0.5M, (001) 1M ~ (099) 99M <sup>1)</sup>   Connector/Contact Gender: (F) FF, (B) FM, (H) MF					
	End1: (F) FF   End2: (F) FF	AB-DD78FL-DDFR-QD ⑩*	-	AB-DSD78FL-DSDFR-QD ⑩*	-
	End1: (F) FF   End2: (B) FM	AB-DD78FL-DDBR-QD ⑩*	-	AB-DSD78FL-DSDBR-QD ⑩*	-
	End1: (B) FM   End2: (B) FM	-	AB-DD78BL-DDBR-QD ⑩*	-	AB-DSD78BL-DSDBR-QD ⑩*
<b>RIGHT ANGLE-TO-STRAIGHT, Overmolded Double-Ended Cable Assembly, Push Lock, IP68 (Mated)</b>					
⑩ Cable Length: (A05) 0.5M, (001) 1M ~ (099) 99M <sup>1)</sup>   Connector/Contact Gender: (F) FF, (B) FM, (H) MF					
	End1: (F) FF   End2: (B) FM	AB-DD78FR-DDBL-QD ⑩*	-	AB-DSD78FR-DSDBL-QD ⑩*	-
	End1: (F) FF   End2: (H) MF	AB-DD78FR-DDHL-QD ⑩*	-	AB-DSD78FR-DSDHL-QD ⑩*	-
<b>RIGHT ANGLE-TO-RIGHT ANGLE, Overmolded Double-Ended Cable Assembly, Push Lock, IP68 (Mated)</b>					
⑩ Cable Length: (A05) 0.5M, (001) 1M ~ (099) 99M <sup>1)</sup>   Connector/Contact Gender: (F) FF, (B) FM, (H) MF					
	End1: (F) FF   End2: (F) FF	AB-DD78FR-DDFR-QD ⑩*	-	AB-DSD78FR-DSDFR-QD ⑩*	-
	End1: (F) FF   End2: (B) FM	AB-DD78FR-DDBR-QD ⑩*	AB-DD78BR-DDBR-QD ⑩*	AB-DSD78FR-DSDBR-QD ⑩*	-
	End1: (B) FM   End2: (B) FM	-	-	-	AB-DSD78BR-DSDBR-QD ⑩*

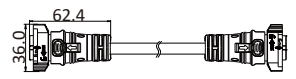
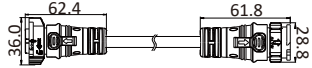
\*Upon Request

<sup>1)</sup> Standard Lengths: 1M, 2M, 3M, 4M, 5M and 10M. Higher MOQ Might Be Required For Non-Standard Lengths

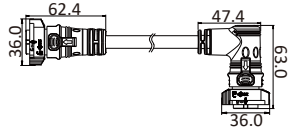
No of Contacts		100					
Rated Voltage (AC/DC)		60V					
Nominal Current		0.5A					
Plastic / Metal		Plastic		Metal			
Pin Assignment		FF	FM	FF	FM		
<b>FF:</b> Female Connector Female Contact <b>FM:</b> Female Connector Male Contact							
<b>STRAIGHT</b> , Overmolded Cable Assembly, Free Cable End, With Strain Relief, Push Lock, IP68 (Mated)							
⑪ Cable Length: (01) 1M ~ (99) 99M <sup>1)</sup>							
		UL21388, PVC Jacket (For Data Group)	DD-100AFFM-QL8D ⑪*	DD-100AFMM-QL8D ⑪*	DSD-100AFFM-QL8D ⑪*	DSD-100AFMM-QL8D ⑪*	
<b>RIGHT ANGLE</b> , Overmolded Cable Assembly, Free Cable End, With Strain Relief, Push Lock, IP68 (Mated)							
⑪ Cable Length: (01) 1M ~ (99) 99M <sup>1)</sup>							
		UL21388, PVC Jacket (For Data Group)	DD-100AFFM-QR8D ⑪*	DD-100AFMM-QR8D ⑪*	DSD-100AFFM-QR8D ⑪*	DSD-100AFMM-QR8D ⑪*	
Field Serviceable/Installable, <b>STRAIGHT</b> , Without Strain Relief, Push Lock, IP68 (Mated)							
Sealing Nut Torque Value: 6 ~ 15 kgf.cm   Recommended Cable O.D.: (Red Seal) 8.0 ~ 10.0mm, (Yellow Seal) 10.0 ~ 12.0mm, (Blue Seal) 12.0 ~ 14.0mm							
		Solder Type, For Data Group, Packing: Connector With Contacts	All Seals	DD-100BFFG-QL8AP0*	DD-100BFMG-QL8AP0*	DSD-100BFFG-QL8AP0*	DSD-100BFMG-QL8AP0*
			8.0 ~ 10.0mm Red Seal	DD-100BFFG-QL8SP0*	DD-100BFMG-QL8SP0*	DSD-100BFFG-QL8SP0*	DSD-100BFMG-QL8SP0*
			10.0 ~ 12.0mm Yellow Seal	DD-100BFFG-QL8MP0*	DD-100BFMG-QL8MP0*	DSD-100BFFG-QL8MP0*	DSD-100BFMG-QL8MP0*
			12.0 ~ 14.0mm Blue Seal	DD-100BFFG-QL8LP0*	DD-100BFMG-QL8LP0*	DSD-100BFFG-QL8LP0*	DSD-100BFMG-QL8LP0*

No of Contacts	100	
Rated Voltage (AC/DC)	60V	
Nominal Current	0.5A	
Plastic / Metal	Plastic	Metal
Pin Assignment FF: Female Connector Female Contact MF: Male Connector Female Contact FM: Female Connector Male Contact		

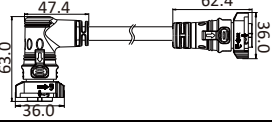
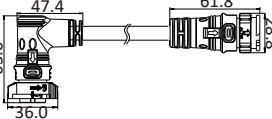
**STRAIGHT-TO-STRAIGHT, Overmolded Double-Ended Cable Assembly, IP68 (Mated)**  
 ⑩ Cable Length: (A05) 0.5M, (001) 1M ~ (099) 99M <sup>1)</sup> | Connector/Contact Gender: **(F)** FF, **(B)** FM, **(H)** MF

	End1: <b>(F)</b> FF   End2: <b>(F)</b> FF	AB-DD100FL-DDFL-QD ⑩*	-	AB-DSD100FL-DSDFL-QD ⑩*	-
	End1: <b>(F)</b> FF   End2: <b>(B)</b> FM	AB-DD100FL-DDBL-QD ⑩*	-	AB-DSD100FL-DSDBL-QD ⑩*	-
	End1: <b>(F)</b> FF   End2: <b>(H)</b> MF	AB-DD100FL-DDHL-QD ⑩*	-	AB-DSD100FL-DSDHL-QD ⑩*	-
	End1: <b>(B)</b> FM   End2: <b>(B)</b> FM	-	AB-DD100BL-DDBL-QD ⑩*	-	AB-DSD100BL-DSDBL-QD ⑩*

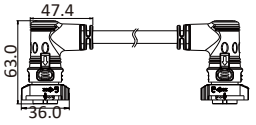
**STRAIGHT-TO-RIGHT ANGLE, Overmolded Double-Ended Cable Assembly, Push Lock, IP68 (Mated)**  
 ⑩ Cable Length: (A05) 0.5M, (001) 1M ~ (099) 99M <sup>1)</sup> | Connector/Contact Gender: **(F)** FF, **(B)** FM

	End1: <b>(F)</b> FF   End2: <b>(F)</b> FF	AB-DD100FL-DDFR-QD ⑩*	-	AB-DSD100FL-DSDFR-QD ⑩*	-
	End1: <b>(F)</b> FF   End2: <b>(B)</b> FM	AB-DD100FL-DDBR-QD ⑩*	-	AB-DSD100FL-DSDBR-QD ⑩*	-
	End1: <b>(B)</b> FM   End2: <b>(B)</b> FM	-	AB-DD100BL-DDBR-QD ⑩*	-	AB-DSD100BL-DSDBR-QD ⑩*

**RIGHT ANGLE-TO-STRAIGHT, Overmolded Double-Ended Cable Assembly, Push Lock, IP68 (Mated)**  
 ⑩ Cable Length: (A05) 0.5M, (001) 1M ~ (099) 99M <sup>1)</sup> | Connector/Contact Gender: **(F)** FF, **(B)** FM, **(H)** MF

	End1: <b>(F)</b> FF   End2: <b>(B)</b> FM	AB-DD100FR-DDBL-QD ⑩*	-	AB-DSD100FR-DSDBL-QD ⑩*	-
		End1: <b>(F)</b> FF   End2: <b>(H)</b> MF	AB-DD100FR-DDHL-QD ⑩*	-	AB-DSD100FR-DSDHL-QD ⑩*

**RIGHT ANGLE-TO-RIGHT ANGLE, Overmolded Double-Ended Cable Assembly, Push Lock, IP68 (Mated)**  
 ⑩ Cable Length: (A05) 0.5M, (001) 1M ~ (099) 99M <sup>1)</sup> | Connector/Contact Gender: **(F)** FF, **(B)** FM

	End1: <b>(F)</b> FF   End2: <b>(F)</b> FF	AB-DD100FR-DDFR-QD ⑩*	-	AB-DSD100FR-DSDFR-QD ⑩*	-
	End1: <b>(F)</b> FF   End2: <b>(B)</b> FM	AB-DD100FR-DDBR-QD ⑩*	AB-DD100BR-DDBR-QD ⑩*	AB-DSD100FR-DSDBR-QD ⑩*	-
	End1: <b>(B)</b> FM   End2: <b>(B)</b> FM	-	-	-	AB-DSD100BR-DSDBR-QD ⑩*

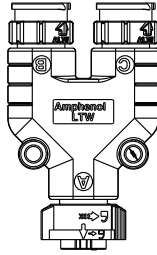
\*Upon Request

<sup>1)</sup> Standard Lengths: 1M, 2M, 3M, 4M, 5M and 10M. Higher MOQ Might Be Required For Non-Standard Lengths

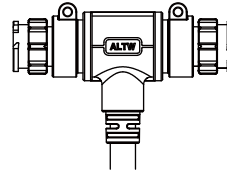
## Customization - Upon Request



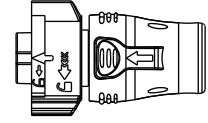
I Adaptor



Y Adaptor

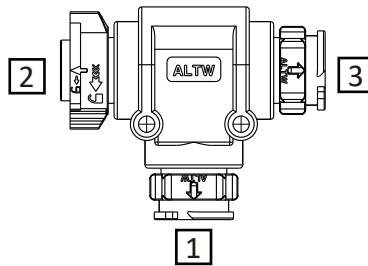


T Cable



Terminator

## T Adaptor



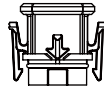
- ① Current Rating:  
**(DD)** 5A\*  
**(DC)** 20A  
**(DSD)** 5A, Metal Shielded\*
  - ⑤ For Connector 1
  - ⑥ For Connector 2
  - ⑦ For Connector 3
- Choose Connector / Contacts Gender:  
 (M): Male + Male  
 (F): Female + Female  
 (H): Male + Female  
 (B): Female + Male

Nominal Current	No. of Contacts	Mating style	Part Number	More Options
20A(DC)	02, 03, 04, 05	Push Lock	AB-DC-②②②-HBH-TQ001	AB-①-②②②-⑤⑥⑦-TQ001

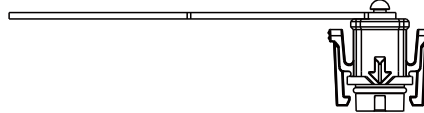
\*Upon Request

## Waterproof Cap

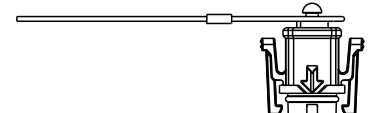
For Mating With Male



None



With Rubber Lead

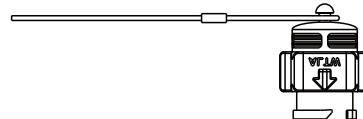


With Fish Line

For Mating With Female



None

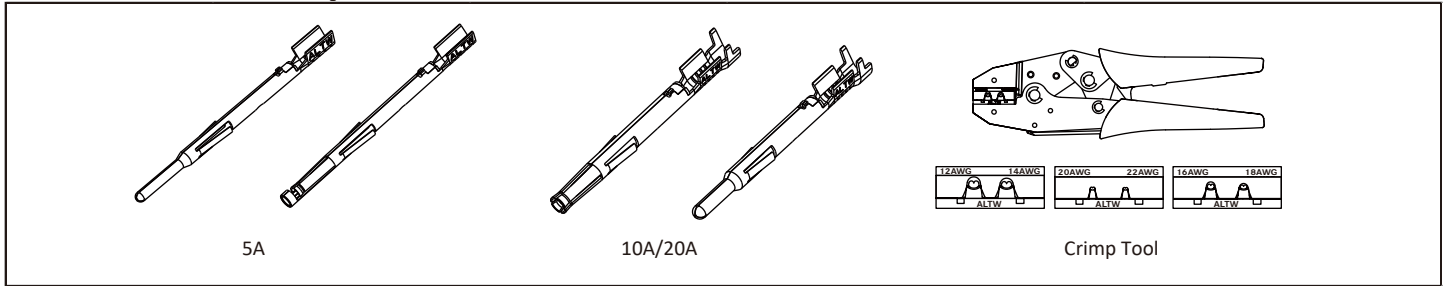


With Fish Line

- More to choose:
- ③ None (MA) / With Rubber Lead (PC)
  - ④ None (MA) / With Fish Line (CD)
  - ⑤ None (A) / With Fish Line (D)

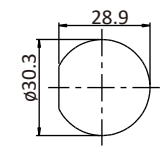




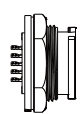
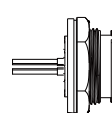
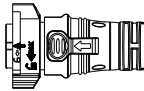
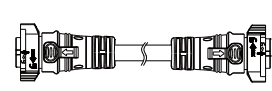

Size	Mating Part	Gender of Mating Part	Mating Style	Part Number
D Size	Receptacle	Male	Push Lock	CAP-WADMQ③1
		Female		CAP-WADMQ③2 (Hybrid)
	Male	CAP-WADMQ③3		
Overmolded with Cable		Female	CAP-WADFQ④1	
		Male	CAP-WADMQM⑤1	
			CAP-WADMQM⑤2 (Hybrid)	

## Contacts & Crimp Tool



Nominal Current	Contact Gender	Part Number	Packages <b>6</b>	Crimp Tool
5A	Male	ASSP-05-M-A-C- <b>6</b>	<b>(SA)</b> 50pcs / Box <b>(SB)</b> 100pcs / Box <b>(RE)</b> 5A 3,000pcs / Reel 10A 3,000pcs / Reel 20A 2,000pcs / Reel	P/N: ASST-C-05-W-A (22 ~ 20AWG   0.34 ~ 0.50mm <sup>2</sup> )
	Female	ASSP-05-F-A-C- <b>6</b>		
20A	Male	ASSP-20-M-A-C- <b>6</b>		P/N: ASST-C-20-W-C (14 ~ 12AWG   2.50 ~ 4.00mm <sup>2</sup> )
	Female	ASSP-20-F-A-C- <b>6</b>		








# Macro E Size

No of Contacts	<b>Panel Cut Out</b> Circular Flange (D Cut) 	4 (3+1)	4 (2+2)	5 (3+2)	
Rated Voltage (AC/DC)		300V	300V	300V	
Nominal Current		50A+5A	80A+5A	50A+5A	80A+5A
Plastic / Metal		Plastic	Plastic	Plastic	
Pin Assignment		MM/FF	MM/FF	MM/FF	
<b>MM</b> : Male Connector Male Contact <b>FF</b> : Female Connector Female Contact <b>MF</b> : Male Connector Female Contact <b>FM</b> : Female Connector Male Contact					
<b>Receptacle, Circular Flange, FRONT Fastened Nut, Push Lock, IP68 (Unmated)</b> Nut Torque Value: 10 ~ 12 kgf.cm   Recommended Panel Thickness: max. 3.5mm					
	Solder Type (For Data Group)	-	-	-	-
	Crimp Type (For Data Group)	EMD-04PMM-C-QC8001 *	EPD-04PMM-C-QC8001 *	EMD-05PMM-C-QC8001 *	EPD-05PMM-C-QC8001 *
	180° PCB Type (For Data Group)	EMD-04PMM-P-QC8001 *	EPD-04PMM-P-QC8001 *	EMD-05PMM-P-QC8001 *	EPD-05PMM-P-QC8001 *
<b>Receptacle With Wires, Circular Flange, FRONT Fastened Nut, Push Lock, IP68 (Unmated)</b> ⑪ Wire Length: (10) 100mm ~ (50) 500mm <sup>(1)</sup>   Nut Torque Value: 10 ~ 12 kgf.cm   Recommended Panel Thickness: max. 3.5mm					
	Solder Type, UL1430, XL-PVC Jacket	-	-	-	-
	Crimp Type, UL1015+UL1430, PVC+XL-PVC Jacket	EMD-04PMM-C-QC8C ⑪ *	EPD-04PMM-C-QC8C ⑪ *	EMD-05PMM-C-QC8C ⑪ *	EPD-05PMM-C-QC8C ⑪ *
<b>STRAIGHT, Overmolded Cable Assembly, Free Cable End, Without Strain Relief, Push Lock, IP68 (Mated)</b> ⑪ Cable Length: (10) 100mm ~ (50) 500mm <sup>(1)</sup>					
	UL21388, PVC Jacket (For Data Group)	-	-	-	-
	UL21996, PVC Jacket (For Hybrid Group)	EMD-04AFFM-QL8F ⑪ *	EPD-04AFFM-QL8F ⑪ *	EMD-05AFFM-QL8F ⑪ *	EPD-05AFFM-QL8F ⑪ *
<b>STRAIGHT-TO-STRAIGHT, Overmolded Double-Ended Cable Assembly, IP68 (Mated)</b> ⑩ Cable Length: (A05) 0.5M, (001) 1M ~ (099) 99M <sup>(1)</sup>   Connector / Contact Gender: (F) FF					
	End1: (F) FF   End2: (F) FF	AB-EMD04FL-EMD FL-QF ⑩ *	AB-EPD04FL-EPD FL-QF ⑩ *	AB-EMD05FL-EMD FL-QF ⑩ *	AB-EPD05FL-EPD FL-QF ⑩ *
<b>Field Serviceable/Installable, STRAIGHT, Without Strain Relief, Push Lock, IP68 (Mated)</b> Sealing Nut Torque Value: 6 ~ 8 kgf.cm   Recommended Cable O.D.: (ED / EDM) 14.5 ~ 19.0mm, (EPD) 24.0 ~ 28.0mm   Packing Option: Connector With Contacts					
	Screw-in Type (For Data and Hybrid Group)	EMD-04BFFB-QL8AP0 *	EPD-04BFFB-QL8AP0 *	EMD-05BFFB-QL8AP0 *	EPD-05BFFB-QL8AP0 *
	Crimp Type (For Data and Hybrid Group)	EMD-04BFFA-QL8AP0 *	EPD-04BFFA-QL8AP0 *	EMD-05BFFA-QL8AP0 *	EPD-05BFFA-QL8AP0 *

\*Upon Request

<sup>1)</sup> Standard Lengths: 1M, 2M, 3M, 4M, 5M and 10M. Higher MOQ Might Be Required For Non-Standard Lengths

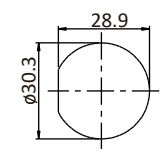



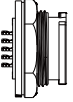
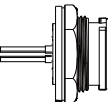
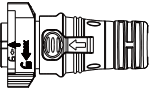
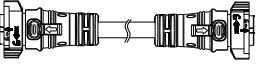

# Macro E Size

6 (3+3)	6 (2+4)	7 (3+4)		8 (3+5)	9 (3+6)	10 (3+7)
300V	300V	300V		300V	300V	300V
50A+5A	80A+5A	50A+5A	80A+5A	50A+5A	50A+5A	50A+5A
Plastic	Plastic	Plastic		Plastic	Plastic	Plastic
MM/FF	MM/FF	MM/FF		MM/FF	MM/FF	MM/FF
						
-	-	-	-	-	-	-
EMD-06PMM C- QC8001 *	EPD-06PMM C- QC8001 *	EMD-07PMM C- QC8001 *	EPD-07PMM C- QC8001 *	EMD-08PMM C- QC8001 *	EMD-09PMM C- QC8001 *	EMD-10PMM C- QC8001 *
EMD-06PMM P- QC8001 *	EPD-06PMM P- QC8001 *	EMD-07PMM P- QC8001 *	EPD-07PMM P- QC8001 *	EMD-08PMM P- QC8001 *	EMD-09PMM P- QC8001 *	EMD-10PMM P- QC8001 *
-	-	-	-	-	-	-
EMD-06PMM C- QC8C 11 *	EPD-06PMM C- QC8C 11 *	EMD-07PMM C- QC8C 11 *	EPD-07PMM C- QC8C 11 *	EMD-08PMM C- QC8C 11 *	EMD-09PMM C- QC8C 11 *	EMD-10PMM C- QC8C 11 *
-	-	-	-	-	-	-
EMD-06AFFM- QL8F 11 *	EPD-06AFFM- QL8F 11 *	EMD-07AFFM- QL8F 11 *	EPD-07AFFM- QL8F 11 *	EMD-08AFFM- QL8F 11 *	EMD-09AFFM- QL8F 11 *	EMD-10AFFM- QL8F 11 *
AB-EMD06FL- EMD FL-QF 10 *	AB-EPD06FL- EPD FL-QF 10 *	AB-EMD07FL- EMD FL-QF 10 *	AB-EPD07FL- EPD FL-QF 10 *	AB-EMD08FL- EMD FL-QF 10 *	AB-EMD09FL- EMD FL-QF 10 *	AB-EMD10FL- EMD FL-QF 10 *
EMD-06BFFB- QL8AP0 *	EPD-06BFFB- QL8AP0 *	EMD-07BFFB- QL8AP0 *	EPD-07BFFB- QL8AP0 *	EMD-08BFFB- QL8AP0 *	EMD-09BFFB- QL8AP0 *	EMD-10BFFB- QL8AP0 *
EMD-06BFFA- QL8AP0 *	EPD-06BFFA- QL8AP0 *	EMD-07BFFA- QL8AP0 *	EPD-07BFFA- QL8AP0 *	EMD-08BFFA- QL8AP0 *	EMD-09BFFA- QL8AP0 *	EMD-10BFFA- QL8AP0 *

M a t i n g

P a i r

# Macro E Size

No of Contacts	<b>Panel Cut Out</b> Circular Flange (D Cut) 	11 (3+8)	12 (3+9)	31
Rated Voltage (AC/DC)		300V	300V	300V
Nominal Current		50A+5A	50A+5A	5A
Plastic / Metal		Plastic	Plastic	Plastic
Pin Assignment		MM/FF	MM/FF	MM/FF
<b>MM</b> : Male Connector Male Contact <b>FF</b> : Female Connector Female Contact <b>MF</b> : Male Connector Female Contact <b>FM</b> : Female Connector Male Contact				
<b>Receptacle, Circular Flange, FRONT Fastened Nut, Push Lock, IP68 (Unmated)</b> Nut Torque Value: 10 ~ 12 kgf.cm   Recommended Panel Thickness: max. 3.5mm				
	Solder Type (For Data Group)	-	-	ED-31PMM S-QC8001*
	Crimp Type (For Data Group)	EMD-11PMMC-QC8001*	EMD-12PMMC-QC8001*	-
	180° PCB Type (For Data Group)	EMD-11PMP-QC8001*	EMD-12PMP-QC8001*	ED-31PMP-QC8001*
<b>Receptacle With Wires, Circular Flange, FRONT Fastened Nut, Push Lock, IP68 (Unmated)</b> <sup>11</sup> Wire Length: (10) 100mm ~ (50) 500mm <sup>(1)</sup>   Nut Torque Value: 10 ~ 12 kgf.cm   Recommended Panel Thickness: max. 3.5mm				
	Solder Type, UL1430, XL-PVC Jacket	-	-	ED-31PMM S-QC8A <sup>11</sup> *
	Crimp Type, UL1015+UL1430, PVC+XL-PVC Jacket	EMD-11PMMC-QC8C <sup>11</sup> *	EMD-12PMMC-QC8C <sup>11</sup> *	-
<b>STRAIGHT, Overmolded Cable Assembly, Free Cable End, Without Strain Relief, Push Lock, IP68 (Mated)</b> <sup>11</sup> Cable Length: (10) 100mm ~ (50) 500mm <sup>(1)</sup>				
	UL21388, PVC Jacket (For Data Group)	-	-	ED-31AFFM-QL8F <sup>11</sup> *
	UL21996, PVC Jacket (For Hybrid Group)	EMD-11AFFM-QL8F <sup>11</sup> *	EMD-12AFFM-QL8F <sup>11</sup> *	-
<b>STRAIGHT-TO-STRAIGHT, Overmolded Double-Ended Cable Assembly, IP68 (Mated)</b> <sup>10</sup> Cable Length: (A05) 0.5M, (001) 1M ~ (099) 99M <sup>(1)</sup>   Connector / Contact Gender: (F) FF				
	End1: (F) FF   End2: (F) FF	AB-EMD11FL-EMD FL-QF <sup>10</sup> *	AB-EMD12FL-EMD FL-QF <sup>10</sup> *	AB-ED31FL-ED FL-QF <sup>10</sup> *
<b>Field Serviceable/Installable, STRAIGHT, Without Strain Relief, Push Lock, IP68 (Mated)</b> Sealing Nut Torque Value: 6 ~ 8 kgf.cm   Recommended Cable O.D.: (ED / EDM) 14.5 ~ 19.0mm, (EPD) 24.0 ~ 28.0mm   Packing Option:				
	Screw-in Type (For Data and Hybrid Group)	EMD-11BFFB-QL8AP0*	EMD-12BFFB-QL8AP0*	-
	Crimp Type (For Data and Hybrid Group)	EMD-11BFFA-QL8AP0*	EMD-12BFFA-QL8AP0*	-

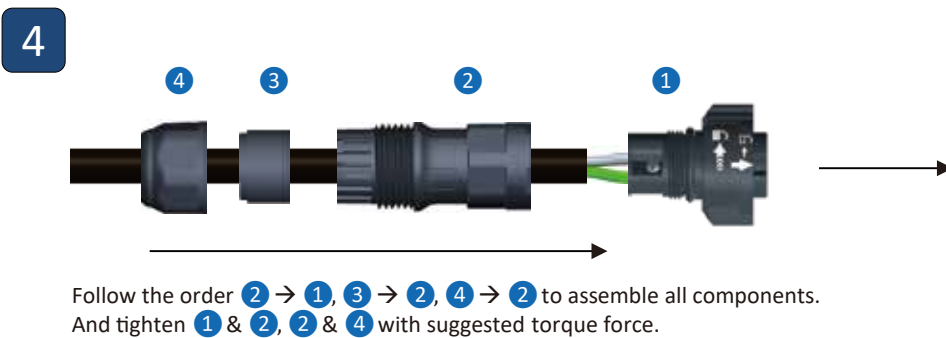
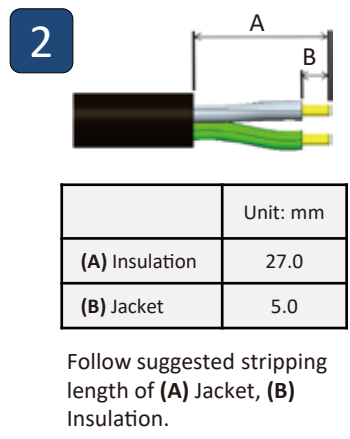
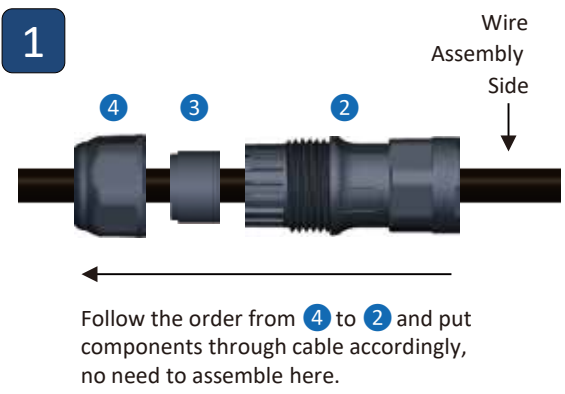
\*Upon Request

<sup>1)</sup> Standard Lengths: 1M, 2M, 3M, 4M, 5M and 10M. Higher MOQ Might Be Required For Non-Standard Lengths

# Assembly Instruction Screw-In Type

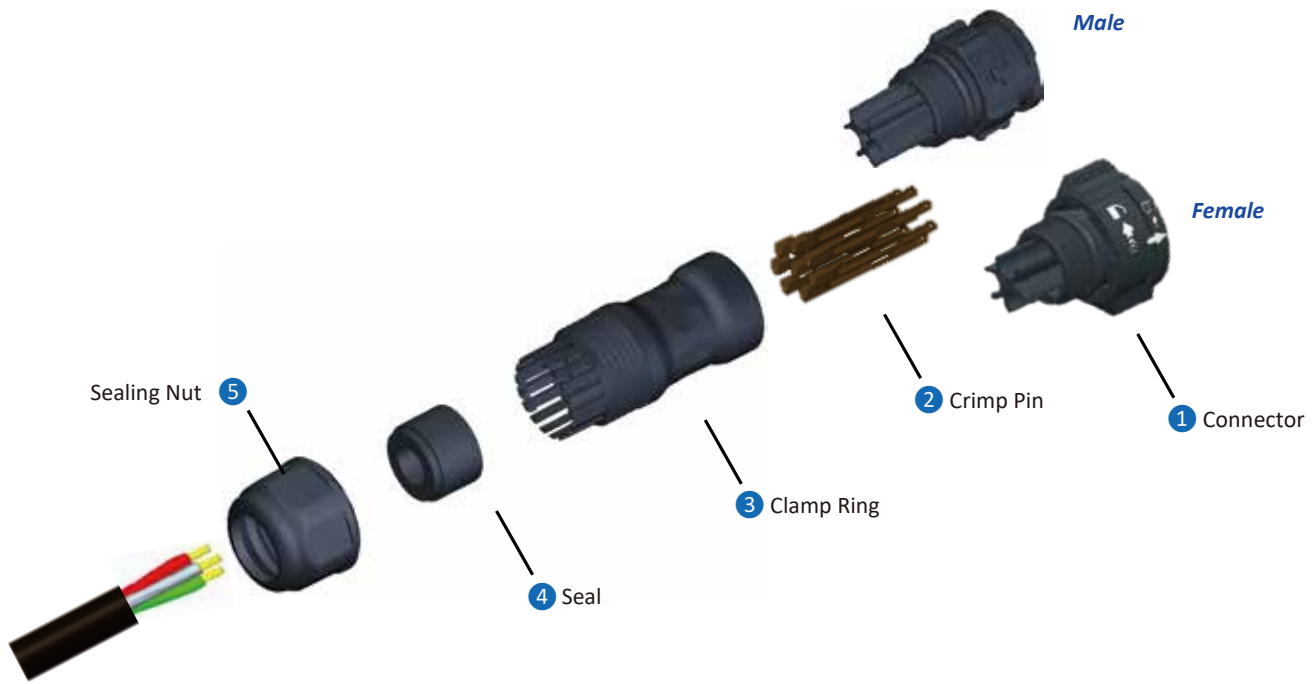


Nominal Current	2A	5A		10A	20A
Wire Range	24 ~ 22 AWG (0.25 ~ 0.34mm <sup>2</sup> )	22 ~ 20 AWG (0.34 ~ 0.50mm <sup>2</sup> )		18 ~ 16 AWG (0.75 ~ 1.50mm <sup>2</sup> )	14 ~ 12 AWG (2.50 ~ 4.00mm <sup>2</sup> )
Cable O.D. (Unit: mm)	Mini Size 4.0 ~ 6.0 (Red Seal) 6.0 ~ 8.0 (Blue Seal)	Mini Size 4.0 ~ 6.0 (Red Seal) 6.0 ~ 8.0 (Blue Seal)	Middle Size 6.0 ~ 8.0 (Red Seal) 8.0 ~ 10.0 (Yellow Seal) 10.0 ~ 12.0 (Blue Seal)	Standard Size 5.0 ~ 6.0 (Red Seal) 6.0 ~ 8.0 (Yellow Seal) 8.0 ~ 10.0 (Blue Seal)	Middle Size 6.0 ~ 8.0 (Red Seal) 8.0 ~ 10.0 (Yellow Seal) 10.0 ~ 12.0 (Blue Seal)
		Standard Size 5.0 ~ 6.0 (Red Seal) 6.0 ~ 8.0 (Yellow Seal) 8.0 ~ 10.0 (Blue Seal)	Large Size 8.0 ~ 10.0 (Red Seal) 10.0 ~ 12.0 (Yellow Seal) 12.0 ~ 14.0 (Blue Seal)	Middle Size 6.0 ~ 8.0 (Red Seal) 8.0 ~ 10.0 (Yellow Seal) 10.0 ~ 12.0 (Blue Seal)	Large Size 8.0 ~ 10.0 (Red Seal) 10.0 ~ 12.0 (Yellow Seal) 12.0 ~ 14.0 (Blue Seal)

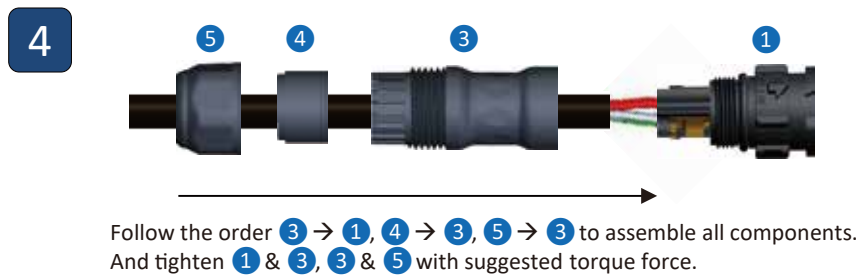
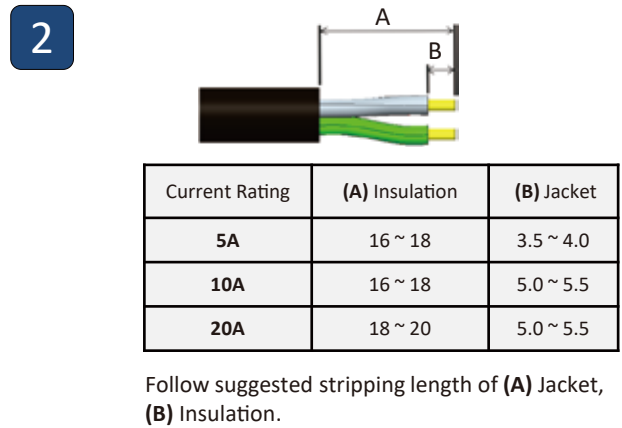



	1 & 2	2 & 4
Torque Force (Unit: kgf-cm)	6.0 ~ 8.0	8.0 ~ 15.0

# Assembly Instruction Crimp Type



Nominal Current	5A		10A	20A
Wire Range	22 ~ 20AWG (0.34 ~ 0.50mm <sup>2</sup> )		18 ~ 16AWG (0.75 ~ 1.50mm <sup>2</sup> )	14 ~ 12AWG (2.50 ~ 4.00mm <sup>2</sup> )
Cable O.D. (Unit: mm)	<b>Mini Size</b> 4.0 ~ 6.0 (Red Seal) 6.0 ~ 8.0 (Blue Seal)	<b>Middle Size</b> 6.0 ~ 8.0 (Red Seal) 8.0 ~ 10.0 (Yellow Seal) 10.0 ~ 12.0 (Blue Seal)	<b>Standard Size</b> 5.0 ~ 6.0 (Red Seal) 6.0 ~ 8.0 (Yellow Seal) 8.0 ~ 10.0 (Blue Seal)	<b>Middle Size</b> 6.0 ~ 8.0 (Red Seal) 8.0 ~ 10.0 (Yellow Seal) 10.0 ~ 12.0 (Blue Seal)
	<b>Standard Size</b> 5.0 ~ 6.0 (Red Seal) 6.0 ~ 8.0 (Yellow Seal) 8.0 ~ 10.0 (Blue Seal)	<b>Large Size</b> 8.0 ~ 10.0 (Red Seal) 10.0 ~ 12.0 (Yellow Seal) 12.0 ~ 14.0 (Blue Seal)	<b>Middle Size</b> 6.0 ~ 8.0 (Red Seal) 8.0 ~ 10.0 (Yellow Seal) 10.0 ~ 12.0 (Blue Seal)	<b>Large Size</b> 8.0 ~ 10.0 (Red Seal) 10.0 ~ 12.0 (Yellow Seal) 12.0 ~ 14.0 (Blue Seal)



	<b>1</b> & <b>3</b>	<b>3</b> & <b>5</b>
Torque Force (Unit: kgf-cm)	6.0 ~ 8.0	8.0 ~ 15.0

# Cable List

Item No.	Jacket	Color	UL No.	Cable Specification	Cable OD	Copper Index (kg/km)	Weight (kg/km)
WCA00011181	PVC	Black	SJTW	12AWG*2C+Filler	10.70	60.80	163.10
WCA00011226	PVC	Black	SJTW	12AWG*3C	11.20	89.60	222.90
WCA00011182	PVC	Black	SJTW	12AWG*3C+Filler	11.70	89.85	207.67
WCA00011243	PVC	Black	UL2464	12AWG*3C+Filler	10.00	90.00	164.40
WCA00011242	PVC	Black	UL2464	12AWG*4C+Filler	11.00	120.40	228.70
WCA00012002	PVC	Black	SJTW	12AWG*4C+Filler	12.30	122.00	293.00
WCA00011183	PVC	Black	SJTW	12AWG*5C+Filler	13.60	149.50	328.90
WCA00010846	PVC	Black	UL1277,UL1581&UL83	14AWG*3C	9.70	53.80	134.20
WCA0485XX01	PVC	Black	UL2464	14AWG*3C+Talcum	7.00	55.80	100.10
WCA00011884	PU	Black	UL20234	14AWG*5C+Filler+Paper	10.00	115.70	180.00
WCA00012012	PU	Black	UL20234	14AWG*5C+Filler+Paper	10.00	115.70	180.00
WCA00011201	PVC	Black	UL21388	16AWG*2C+AL/Mylar	8.20	23.80	60.20
WCA00011206	PVC	Black	SJTW	16AWG*2C+Filler	8.20	24.25	85.10
WCA0264UV01	PVC	Black	UL2464	16AWG*2C+Talcum	5.80	23.80	57.70
WCA00010942	PVC	Black	UL2464	16AWG*2C+Talcum	7.80	24.20	95.00
WCA00010625	PVC	Black	UL2464	16AWG*3C+AL.Mylar+Drain	7.50	46.80	96.60
WCA00011202	PVC	Black	UL21388	16AWG*3C+AL/Mylar	8.60	35.70	71.50
WCA0579UV01	PVC	Black	UL2464	16AWG*3C+Drain+AL.Mylar	7.50	46.70	97.90
WCA00011207	PVC	Black	SJTW	16AWG*3C+Filler	8.60	36.02	105.21
WCA0285UV01	PVC	Black	UL2464	16AWG*4C+AL.Mylar	7.50	47.60	99.90
WCA00011203	PVC	Black	UL21388	16AWG*4C+AL/Mylar	9.30	47.60	88.40
WCA00011208	PVC	Black	SJTW	16AWG*4C+Filler	9.30	49.00	131.50
WCA00011204	PVC	Black	UL21388	16AWG*5C+AL/Mylar	10.70	59.40	99.80
WCA0263UV01	PVC	Black	UL2464	16AWG*5C+Talcum	7.80	59.50	108.80
WCA00011205	PVC	Black	UL21388	16AWG*6C+AL/PET	11.70	71.30	123.30
WCA0582UV01	PVC	Black	UL2464	16AWG*6C+Filler+Drain+AL.Mylar	9.50	82.10	153.60
WCA0583UV01	PVC	Black	UL2464	16AWG*7C+Drain+AL.Mylar	9.50	93.60	175.70
WCA00011299	PVC	Black	UL2464	18AWG*10C	9.00	77.00	145.00
WCE00010070-43	PVC	Black	UL21996	18AWG*2C+Talcum	3.4*5.3	14.82	36.97
WCE00010074-43	PVC	White	UL21996	18AWG*2C+Talcum	3.4*5.3	14.82	36.97
WCA00010897	PVC	Black	UL1277, UL15, 81&UL83	18AWG*3C	8.50	21.30	81.93
WCA00011209	PVC	Black	SJTW	18AWG*3C+Filler	8.00	21.30	81.93
WCA00010898	PVC	Black	UL1277, UL15, 81&UL83	18AWG*4C	9.20	35.00	125.00
WCE00010071-43	PVC	Black	UL21996	18AWG*4C+Talcum	3.4*9.2	29.64	68.14
WCE00010075-43	PVC	White	UL21996	18AWG*4C+Talcum	3.4*9.2	29.64	68.14
WCA00011240	PVC	Black	UL2464	20AWG*10C+AL.Mylar+Filler	9.00	48.00	116.40
WCA00011192	PVC	Black	UL21388	20AWG*10C+AL/Mylar	8.50	48.00	109.70
WCA00011436	PVC	Black	UL2464	20AWG*12C+AL.Mylar+Filler	9.00	57.60	125.10
WCA00011193	PVC	Black	UL21388	20AWG*12C+AL/Mylar	8.50	57.60	121.70
WCA00011200	PVC	Black	UL21388	20AWG*14C+AL/Mylar	8.50	67.20	130.60
WCA0470XX01	PVC	Black	UL2464	20AWG*14C+Braid	9.50	87.90	161.30
WCA0153XX01	PVC	Black	UL2464	20AWG*18C+AL.Mylar	9.50	86.40	154.20
WCA00011581-43	PVC	Black	UL 21996	20AWG*2C	5.20	9.40	34.02
WCA00011194	PVC	Black	UL21388	20AWG*18C+AL/Mylar	10.00	86.40	174.70
WCA00010781	PVC	Black	UL2464	20AWG*2C+AL.Mylar+Braid	5.50	17.70	41.60
WCA00011184	PVC	Black	UL21388	20AWG*2C+AL/Mylar	5.50	9.60	27.40
WCA0124UV01	PVC	Black	UL2464	20AWG*2C+Drain+AL.Mylar	5.80	14.40	48.40
WCE00010072-43	PVC	Black	UL21996	20AWG*2C+Talcum	3.2*5.0	14.10	41.45
WCE00010076-43	PVC	White	UL21996	20AWG*2C+Talcum	3.2*5.0	14.10	41.45
WCA00011580-43	PVC	Black	UL 21996	20AWG*3C	5.50	14.10	41.45
WCA0489UV01	PVC	Black	UL2464	20AWG*3C+AL.Mylar	5.00	14.40	39.30
WCA00010602	PVC	Black	UL2464	20AWG*3C+AL.Mylar+Braid+Drain	5.50	29.20	61.90
WCA00011185	PVC	Black	UL21388	20AWG*3C+AL/Mylar	5.50	14.40	43.70
WCA00011548-43	PVC	Black	UL 21996	20AWG*4C	6.00	18.80	48.46
WCA00011186	PVC	Black	UL21388	20AWG*4C+AL/Mylar	6.00	19.20	51.40
WCA0575UV01	PVC	Black	UL2464	20AWG*4C+Drain+AL.Mylar	5.50	24.00	52.10
WCE00010073-43	PVC	Black	UL21996	20AWG*4C+Talcum	3.2*8.5	18.80	53.34
WCE00010077-43	PVC	White	UL21996	20AWG*4C+Talcum	3.2*8.5	18.80	53.34
WCA00011187	PVC	Black	UL21388	20AWG*5C+AL/Mylar	6.20	24.00	59.20
WCA0576UV01	PVC	Black	UL2464	20AWG*5C+Drain+AL.Mylar	6.00	28.80	62.70
WCA00011188	PVC	Black	UL21388	20AWG*6C+AL/Mylar	6.80	28.80	71.80
WCA0577UV01	PVC	Black	UL2464	20AWG*6C+Drain+AL.Mylar	6.50	33.60	76.80
WCA00011189	PVC	Black	UL21388	20AWG*7C+AL/Mylar	6.80	33.60	75.80
WCA00010049	PVC	Black	UL2464	20AWG*7C+Drain+AL.Mylar	6.50	38.40	74.80
WCA00010550	PVC	Black	UL2464	20AWG*8C+AL.Mylar+Drain+Filler	6.80	43.00	86.00

# Cable List

Item No.	Jacket	Color	UL No.	Cable Specification	Cable OD	Copper Index (kg/km)	Weight (kg/km)
WCA00011190	PVC	Black	UL21388	20AWG*8C+AL/Mylar	7.20	38.40	87.00
WCA00011489-28	PVC	Black	UL2464	20AWG*9C+AL.Mylar+Drain	7.40	48.50	101.80
WCA00011191	PVC	Black	UL21388	20AWG*9C+AL/Mylar	7.60	43.20	97.30
WCA00010868	PVC	Black	UL2464	22AWG*2C+Talcum	4.20	6.20	24.60
WCA00011339	PVC	Yellow	UL2517	22AWG*3C	4.50	9.00	31.50
WCA00011343	PU	Black	UL20549	22AWG*3C	3.80	9.00	26.00
WCA00011459-28	PVC	Black	UL2517	22AWG*3C	4.50	9.30	31.00
WCA00010063	PU	Black	NONUL	22AWG*3C+Talcum	4.50	9.00	26.40
WCA0570UV01	PVC	Black	UL2464	22AWG*3C+Talcum	5.00	9.30	35.20
WCA00011340	PVC	Yellow	UL2517	22AWG*4C	4.80	11.70	40.00
WCA00011344	PU	Black	UL20549	22AWG*4C	4.00	12.00	31.80
WCA00011460-28	PVC	Black	UL2517	22AWG*4C	4.80	12.00	38.00
WCA00011813-01	PVC	Black	UL2517	22AWG*4C+AL.Mylar+Braid	5.30	22.00	46.00
WCA00011872	PU	Black	UL20549	22AWG*4C+AL.Mylar+Braid+Paper	5.30	22.00	48.00
WCA00010062	PU	Black	NONUL	22AWG*4C+Insulation	4.80	12.00	29.40
WCA0571UV01	PVC	Black	UL2464	22AWG*4C+Talcum	5.00	12.40	38.60
WCA00011341	PVC	Yellow	UL2517	22AWG*5C	5.10	15.50	43.80
WCA00011687-01	PVC	Black	UL2517	22AWG*5C+AL.Mylar+Filler+Braid	5.70	26.00	58.00
WCA00011345	PU	Black	UL20549	22AWG*5C+Filler	4.40	15.00	43.50
WCA00011461-28	PVC	Black	UL2517	22AWG*5C+Filler	5.10	15.00	43.00
WCA00011870	PU	Black	UL20549	22AWG*5C+Filler+AL.Mylar+Braid+Paper	5.70	26.00	51.00
WCA00012245	PU	Black	UL20549	22AWG*5C+Filler+Paper	5.60	19.00	51.00
WCA00010061	PU	Black	NONUL	22AWG*5C+Filler+Talcum+Paper	5.00	15.50	38.50
WCA0352XX02	PU	Black	NONUL	22AWG*5C+Talcum	5.00	15.50	47.50
WCA0521UV01	PVC	Black	UL2464	22AWG*5C+Talcum	5.50	15.50	47.50
WCA0556UV01	PVC	Black	UL2464	24AWG*10C+Drain+AL.Mylar	6.50	22.00	63.80
WCA0557UV01	PVC	Black	UL2464	24AWG*12C+Drain+AL.Mylar	7.00	26.00	72.30
WCA0558UV01	PVC	Black	UL2464	24AWG*14C+Drain+AL.Mylar	7.00	30.00	77.10
WCA0465UV01	PVC	Black	UL2464	24AWG*15C+Drain+AL.Mylar	7.00	32.00	77.60
WCA0560UV01	PVC	Black	UL2464	24AWG*18C+Drain+AL.Mylar	8.00	38.00	100.70
WCA0284UV01	PVC	Black	UL2464	24AWG*25C+Drain+AL.Mylar	9.00	51.90	130.90
WCA0072UV01	PVC	Black	UL2464	24AWG*2C+Drain+AL.Mylar	4.20	6.00	24.00
WCA0027UV01	PVC	Black	UL2464	24AWG*2C+Talcum	4.20	4.00	22.70
WCA00010114	PVC	Black	UL2464	24AWG*37C+Drain+AL/Mylar	9.50	74.00	153.20
WCA00011746-03	PVC	Black	UL2517	24AWG*3C+AL.Mylar+Braid	4.60	13.10	31.30
WCA0549UV01	PVC	Black	UL2464	24AWG*3C+Drain+AL.Mylar	4.50	8.00	29.00
WCA0006UV01	PVC	Black	UL2464	24AWG*3C+Talcum	4.50	6.00	27.70
WCA00011726-03	PVC	Black	UL2517	24AWG*4C+AL.Mylar+Braid	5.00	16.40	38.50
WCA0219UV01	PVC	Black	UL2464	24AWG*4C+Drain+AL.Mylar	5.80	10.00	45.60
WCA00036UV01	PVC	Black	UL2464	24AWG*4C+Talcum	5.00	8.00	32.40
WCA00011584-43	PVC	Black	UL 21996	24AWG*5C	5.50	9.88	41.20
WCA0551UV01	PVC	Black	UL2464	24AWG*5C+Drain+AL.Mylar	5.00	12.00	37.00
WCA0229UV01	PVC	Black	UL2464	24AWG*5C+Talcum	5.00	10.00	34.40
WCA00011583-43	PVC	Black	UL 21996	24AWG*6C	5.80	11.86	45.21
WCA00011214	PVC	Black	UL2464	24AWG*6C+AL.Mylar	5.00	12.00	39.40
WCA0217UV01	PVC	Black	UL2464	24AWG*6C+Drain+AL.Mylar	5.80	14.00	45.00
WCA00011479-28	PVC	Black	UL2517	24AWG*6C+Filler	5.00	12.00	40.00
WCA00012067	PVC	Black	UL21388	24AWG*6C+Filler+AL.Mylar	5.20	11.40	35.40
WCA00011421	PVC	Yellow	UL2517	24AWG*6C+Filler+Talcum	5.00	17.60	49.20
WCA00011422	PU	Black	UL20549	24AWG*6C+Filler+Talcum	5.00	13.00	34.00
WCA0087UV01	PVC	Black	UL2464	24AWG*7C+Drain+AL/Mylar	5.80	16.00	51.00
WCA00011342	PVC	Yellow	UL2517	24AWG*8C	5.50	15.50	48.00
WCA00011346	PU	Black	UL20549	24AWG*8C	4.80	15.50	35.00
WCA00011462-28	PVC	Black	UL2517	24AWG*8C	5.50	15.50	48.00
WCA00011698-01	PVC	Black	UL2517	24AWG*8C+AL.Mylar+Filler+Braid	5.80	27.00	60.00
WCA0003UV01	PVC	Black	UL2464	24AWG*8C+Drain+AL/Mylar	5.50	18.00	45.70
WCA00012066	PVC	Black	UL21388	24AWG*8C+Filler+AL.Mylar	5.60	15.20	43.40
WCA00011814-01	PU	Black	UL20549	24AWG*8C+Filler+AL.Mylar+Braid+Paper	5.80	26.00	51.00
WCA00012341	PU	Black	UL20549	24AWG*8C+Filler+Paper	6.70	19.00	65.00
WCA0203UV01	PVC	Black	UL2464	24AWG*8C+Talcum	5.50	16.00	45.30
WCA0528UV01	PVC	Black	UL2464	24AWG*9C+Drain+AL.Mylar	6.00	20.00	54.80
WCA0540UV01	PVC	Black	UL2464	26AWG*6C+Drain+AL.Mylar	5.00	9.80	33.70
WCA0543UV01	PVC	Black	UL2464	26AWG*10C+Drain+AL.Mylar	6.00	15.00	50.30
WCA00011400	PU	Black	UL20549	26AWG*10C+Filler	6.00	14.00	48.00
WCA00011401	PVC	Yellow	UL2517	26AWG*10C+Filler	6.00	14.00	52.00

# Cable List

Item No.	Jacket	Color	UL No.	Cable Specification	Cable OD	Copper Index (kg/km)	Weight (kg/km)
WCA00011463-01	PVC	Black	UL2517	26AWG*10C+Filler	6.00	14.00	52.00
WCA00011380	PU	Black	UL20549	26AWG*12C	6.00	16.00	47.00
WCA00011402	PVC	Yellow	UL2517	26AWG*12C	6.00	17.00	54.00
WCA00011464-01	PVC	Black	UL2517	26AWG*12C	6.00	17.00	55.00
WCA00011782-01	PVC	Black	UL2517	26AWG*12C+AL.Mylar+Braid	6.40	25.00	63.00
WCA00011871	PU	Black	UL20549	26AWG*12C+AL.Mylar+Braid+Paper	6.40	28.00	60.00
WCA0544UV01	PVC	Black	UL2464	26AWG*12C+Drain+AL.Mylar	6.00	17.60	53.10
WCA0545UV01	PVC	Black	UL2464	26AWG*15C+Drain+AL.Mylar	6.50	21.50	58.70
WCA00012148	PU	Black	UL20549	26AWG*17C+Filler	7.00	23.00	63.00
WCA00012173	PVC	Yellow	UL2517	26AWG*17C+Filler	7.00	24.00	73.00
WCA00012149	PVC	Black	UL2517	26AWG*17C+Filler	7.00	24.00	68.00
WCA00012151	PVC	Black	UL2517	26AWG*17C+Filler+AL.Mylar+Braid	7.50	40.00	91.00
WCA00012150	PU	Black	UL20549	26AWG*17C+Filler+AL.Mylar+Braid+Paper	7.50	39.00	80.00
WCA00010045	PVC	Black	UL2464	26AWG*22C+Drain+AL.Mylar	7.50	29.90	78.10
WCA0546UV01	PVC	Black	UL2464	26AWG*26C+Drain+AL.Mylar	8.00	35.80	91.30
WCA0449UV01	PVC	Black	UL2464	26AWG*31C+Drain+AL.Mylar	9.00	42.30	117.40
WCA0481UV01	PVC	Black	UL2464	26AWG*3C+Drain+AL.Mylar	4.00	5.20	22.40
WCA0547UV01	PVC	Black	UL2464	26AWG*44C+Drain+AL.Mylar	10.50	59.20	157.10
WCA0487UV01	PVC	Black	UL2464	26AWG*4C+Drain+AL.Mylar	4.80	7.20	30.80
WCA0486UV01	PVC	Black	UL2464	26AWG*5C+Drain+AL.Mylar	4.80	8.50	33.00
WCA00011480-01	PU	Black	-	CAT.5E 22AWG*2P+Drain+Filler+AL.Mylar	6.20	14.00	44.00
WCA00011527-17	LSZH	Green	-	CAT.6A S/FTP 26AWG*4P+AL/Polyester+Braid	6.60	17.99	47.08
WCA00010840	PVC	Black	-	CAT5E FTP 24AWG*4P+Mylar+D+AL.Mylar	6.50	17.97	47.34
WCA0373XX01	PVC	Beige	-	CAT5E FTP 24AWG*4P+Mylar+D+AL.Mylar	6.00	18.00	41.80
WCA0664UV01	PVC	Black	-	CAT5E FTP 24AWG*4P+Mylar+D+AL/Mylar	6.50	18.00	52.30
WCA0459XX01	PVC	Beige	-	CAT5E S-FTP 24AWG*4P+Mylar+AL.Mylar+D+B	6.10	30.97	55.00
WCA0663UV01	PVC	Black	-	CAT5E UTP 24AWG*4P	6.00	16.00	49.40
WCA00011688-03	PVC	Yellow	-	CL2 22AWG*2C+AL.Mylar+Drain+Braid	5.80	16.70	49.80
WCA0611XX01	PVC	Black	-	SJTW 14AWG*3C	9.50	56.70	154.50
WCA00010369	PVC	Black	-	STOOV 16AWG*4C	10.60	49.00	181.00
WCA00010899	PVC	Black	UL1277,UL1581,UL83	14AWG*3C+16AWG*1C	10.30	68.48	172.00
WCA00011252	PU	Black	UL20549	18AWG*2C+22AWG*4C+Filler+Paper	6.00	27.50	63.00
WCA00011253	PU	Black	UL20549	18AWG*2C+22AWG*6C+Filler+Paper	7.40	33.60	83.00
WCA00011254	PU	Black	UL20549	18AWG*2C+22AWG*8C+Filler+Paper	8.20	40.00	98.00
WCA00011582-43	PVC	Black	UL 21996	20AWG*2C+20AWG*3C	6.00	15.33	50.21
WCA0585UV01	PVC	Black	UL2464	24AWG*4C+20AWG*2C+Drain+AL.Mylar	6.00	22.40	57.40
WCA0042UV01	PVC	Black	UL2464	24AWG*6C+20AWG*2C+Drain+AL.Mylar	6.00	26.20	58.50
WCA0584UV01	PVC	Black	UL2464	26AWG*6C+24AWG*2C+Drain+AL.Mylar	5.50	13.70	42.80
WCA0365UV01	PVC	Black	-	28AWG*1P+24AWG*2C+AL.Mylar+Drain+Braid (USB2.0)	5.00	11.90	35.10
WCA00012165	PVC	Black	UL2725	28AWG*1P+28AWG*2C+AL.Mylar+Drain+Braid	3.80	10.00	21.00
WCA0691XX01	PVC	Black	UL2725	28AWG*1P+28AWG*3C+AL.Mylar+Drain+Braid	3.80	10.40	23.20
WCA00010259	PVC	Black	UL20276	[(18AWG*1P+AL)+(16AWG*1P+AL)]+Drain+AL+Braid	10.00	73.00	152.00
WCA00011922	PVC	Black	UL21996	(20AWG*1P+Drain+AL.Mylar)+16AWG*3C+Filler+AL.Mylar	8.50	50.61	115.27
WCA00010258	PVC	Black	-	[(22AWG+1P+AL)+(18AWG+1P+AL)]+Drain+AL.Mylar+Braid	7.00	42.00	80.00
WCA00010876	PVC	Black	UL2586	(24AWG*1P+A)*2C+16AWG*3C+EA	10.00	47.00	128.00
WCA00010257	PVC	Black	-	[(24AWG+1P+AL)+(22AWG+1P+AL)]+Drain+AL.Mylar+Braid	6.00	27.00	58.00
WCA00011350	PVC	Black	-	[(24AWG+1P+AL)+(22AWG+1P+AL)]+Drain+AL.Mylar+Braid	6.70	29.70	65.80
WCA00010437	PVC	Gray	-	[(24AWG+1P+AL)+(22AWG+1P+AL)]+Drain+Braid+Mylar	7.10	14.80	69.80
WCA00010080	PVC	Black	UL2464	(24AWG*25C+Mylar)+24AWG*25C+Drain+AL.Mylar	12.00	110.00	285.00
WCA00010710	PVC	Black	UL2464	(24AWG*2P+Drain+AL)+16AWG*3C+Filler+Paper	12.00	45.70	179.10
WCA00011923	PVC	Black	UL21996	(24AWG*2P+Drain+AL.Mylar)+12AWG*3C+Filler+AL.Mylar	11.50	99.97	187.20
WCA00010635	PVC	Black	UL2464	(24AWG*4P+Drain+AL)+16AWG*3C+Filler+Paper	11.00	41.70	149.70
WCA00010264	PVC	Black	UL20276	(26AWG*1P+Drain+AL.Mylar)*4C+26AWG*1P+26AWG*5C+AL.Mylar+Braid	8.50	45.50	94.30
WCA00011530-43	PVC	Black	UL21996	(26AWG*2P+AL.Mylar)+16AWG*2C+Filler+AL.Mylar	9.30	28.54	106.26
WCA00011531-43	PVC	Black	UL21996	(26AWG*2P+Drain+AL.Mylar)+16AWG*3C+Filler+AL.Mylar	11.00	41.58	146.60
WCA00011532-43	PVC	Black	UL21996	(26AWG*4P+Drain+AL.Mylar)+12AWG*3C+Filler+AL.Mylar	13.50	101.34	269.21
WCA00012137	PVC	Black	UL2725	(28AWG*1P+DAM)*2+28AWG*1P+28AWG*2C+Filler+AL.Mylar+Drain+Braid	6.00	21.80	48.20
WCA00010095	PVC	Black	UL20276	(28AWG*1P+Drain+AL+Mylar)*4C+(1P+3C)*28AWG+AL+Braid	7.30	33.90	73.70
WCA00010097	PVC	Black	UL20276	(28AWG*1P+Drain+AL+Mylar)*7C+28AWG*1P+28AWG*3C+AL+Braid	8.50	41.40	90.90
WCA00010081	PVC	Black	UL2464	[(28AWG*28C+Mylar)+28AWG*22C+Mylar]+28AWG*28C+Drain+AL	13.00	63.70	238.40
WCA00010096	PVC	Black	UL20276	[3COAX+(28AWG*1P+Drain+AL.Mylar+Mylar)*4+28AWG*1P+28AWG*6C]+AL.Mylar+Braid	8.50	53.50	93.10
WCA00010098	PVC	Black	UL20276	[3COAX+(28AWG*1P+Drain+AL+Mylar)*7+28AWG*1P+28AWG*6C]+AL+Braid	10.00	71.00	145.50
WCA00011960	PU	Black	UL20233	5C*2.5mm <sup>2</sup> +Filler+Paper	10.20	116.00	191.00
WCA00011175	PU	Black	UL20549	8C*0.34mm <sup>2</sup> +3C*1.0mm <sup>2</sup> +Filler	8.60	54.00	116.00
WCA00011176	PU	Black	UL20549	16C*0.34mm <sup>2</sup> +3C*1.0mm <sup>2</sup> +Filler	9.70	79.00	161.00

# Power-limited Circuit Cable

## Specifications

- Rated Voltage: 300V
- Temperature Range: FEP: 70 °C  
PVC: 60 °C, 75 °C
- Test Voltage: 900V AC at 2 seconds
- Conductor Range: 28AWG ~ 10AWG
- Conductor Material Available: Standard Bare Copper
- Insulator Material Available: FEP/PVC
- Jacket Material: FEP/PVC
- O.D. Tolerance: > Ø17.8 mm



(UL) E489959-N CLXX XX AWG XX°C 300V

CLXX: UL13 Cable Type  
 • Plenum Rated: (2P), (3P)  
 • Riser Rated: (2R), (3R)  
 • General Rated: (2), (3)  
 • Residential Rated: (2X), (3X)

XX°C: Temperature Rating  
 • FEP: (70)  
 • PVC: (60), (75)

## Features & Applications:

Type	Fire Resistance Level	UL Standard	CSA	Application
CL3P CL2P	Plenum Rated (Highest)	UL 910, CMP	FT6	• Ducts or plenums air handling space
CL3R CL2R	Riser Rated	UL 1666, CMR	-	• Vertical shafts in non-plenum areas • Cable runs through more than one floor
CL3 CL2	General Purpose Rated	UL 1685, CMG/CM	FT4	• Power-limited circuit cable in non-plenum areas • Cable runs within one floor
CL3X CL2X	Residential Rated (Lowest)	VW-1, CMX	-	• Enclosed in non-plenum raceway or noncombustible tubing • Cable runs within one floor

Notes: UL File Number E489959; round or flat cable available

## Find Our Standard Products

Part Number	WCA00011262	WCA00011263	WCA00011435	WCA00011282	WCA00011283*	WCA00011272	WCA00011324
Cable Type	CL3P	CL3P	CL3P	CL3P	CL3P	CL3P	CL3P
Conductor	AWG	10	16	16	16	18	22
	No.	2	2	2	8	2	2
	Dia.	2.6	1.3	1.3	1.3	1.3	0.64
Insulation	Nom. Thick.	0.25mm	0.27mm	0.27mm	0.27mm	0.27mm	0.25mm
	Nom. Dia.	3.5±0.1mm	2.00±0.1mm	2.00±0.1mm	2.00±0.1mm	2.00±0.1mm	1.12±0.05mm
Jacket	Nom. Thick.	0.8mm	0.58mm	0.58mm	0.69mm	0.56mm	0.46mm
	Nom. Dia.	8.8±0.3mm	5.2±0.3mm	5.2±0.3mm	8.0±0.3mm	11.0±0.5mm	3.4±0.15mm
Conductor Resistance at 20°C (Max.)	3.41Ω/km	13.7Ω/km	13.7Ω/km	13.7Ω/km	13.7Ω/km	21.9Ω/km	55.4Ω/km

\* Upon Request

Other cable types and customization are available upon request.

# UL 21996 Multiple-Conductor Cable Using Non-Integral Jacket

## Specifications

- Rated Voltage: 300V
- Temperature Range: -40°C ~ 105°C
- Test Voltage: 2000V AC at 1 minute
- Wet Temperature Rating: 60°C (Max.)
- Conductor Range: 30AWG ~ 10AWG
- Conductor Material Available: Tinned Copper
- Insulator Material Available: FEP/PVC
- Shielding Material Available: AL/Mylar: Coverage 100%, Overlap 25% (Min.)  
Braid: Tinned Copper, Overlap 65% (Min.)  
Spiral: Tinned Copper, Overlap 90% (Min.)
- Jacket Material: PVC
- O.D. Tolerance: > Ø17.8 mm
- Impedance: 100Ω ~ 120Ω ±15Ω



E489039-D VW AWM 21996 XX AWG -40°C 105°C 300V VW-1 AWM I/II A/B -40°C 105°C 300V FT1 Sun Res Wet 60°C Cable

## Application

Internal wiring and external interconnection of electronic equipment. Suitable for outdoor use.

## Features

- Reference standard: UL Subject 758, UL1581 & CSA C22.2 No.210.2
- Lead free PVC jacket
- Wide temperature range
- Sunlight resistant
- Passes UL VW-1(horizontal) & CSA FT1 (vertical) flammability tests
- Round or flat cable available
- Mixture, individual or paired conductors available
- UL File Number: E489039

## Find Our Standard Products

### Single Insulated Conductor Cable

Part Number		WCA00011581-43	WCA00011580-43	WCA00011548-43	WCA00011584-43	WCA00011583-43
Conductor	AWG	20	20	20	24	24
	No.	2	3	4	5	6
	Dia.	0.942mm	0.942mm	0.942mm	0.609mm	0.609mm
Insulation	Nom. Thick.	0.38mm	0.38mm	0.38mm	0.35mm	0.35mm
	Nom. Dia.	1.70±0.10mm	1.70±0.10mm	1.70±0.10mm	1.30±0.07mm	1.30±0.07mm
Shield	Style	-	-	-	-	Paper
	Overlap	-	-	-	-	25%
Conductor Resistance at 20°C (Max.)		34.6 / km	34.6 / km	34.6 / km	93.0 / km	93.0 / km
Jacket	Nom. Thick.	0.98mm	0.92mm	0.95mm	0.92mm	0.95mm
	Nom. Dia.	5.2±0.15mm	5.5±0.20mm	6.0±0.20mm	5.5±0.20mm	5.8±0.20mm

# UL 21996 Multiple-Conductor Cable Using Non-Integral Jacket

## Multi-conductor Cable

Part Number		WCA00011532-43		WCA00011530-43		WCA00011531-43		WCA00011582-43	
Component		A	B	A	B	A	B	A	B
Conductor	AWG	12	26	16	26	16	26	20	24
	No.	3	4	2	2	2	2	2	3
	Dia.	2.365mm	0.480mm	1.490mm	0.480mm	1.490mm	0.480mm	0.942mm	0.609mm
Insulation	Nom. Thick.	0.46mm	0.46mm	0.40mm	0.46mm	0.40mm	0.46mm	0.38mm	0.35mm
	Nom. Dia.	3.30±0.15mm	1.40±0.10mm	2.30±0.10mm	1.40±0.10mm	2.30±0.10mm	1.40±0.10mm	1.70±0.10mm	1.30±0.07mm
Shield	Style	-	Al. Mylar	-	Al. Mylar	-	Al. Mylar	-	Paper
	Overlap	-	25%	-	25%	-	25%	-	25%
Drain	AWG	-	26	-	-	-	26	-	-
	Dia.	-	0.480mm	-	-	-	0.480mm	-	-
Conductor Resistance at 20°C (Max.)		5.54 / km	148.0 / km	13.7 / km	148.0 / km	13.7 / km	148.0 / km	34.6 / km	93.0 / km
Jacket	Nom. Thick.	1.65mm		1.65mm		1.65mm		0.9mm	
	Nom. Dia.	13.5±0.40mm		9.3±0.25mm		11.0±0.30mm		6.0±0.20mm	
Impedance		120±15		120±15		120±15		-	

Customization is available upon request.

# UL 21388 Jacket Cable

## Specifications

- Rated Voltage: 300V
- Temperature Range: ~ 80°C
- Test Voltage: 2000V AC at 1 minute
- Conductor Range: 30AWG ~ 10AWG
- Conductor Material Available: Tinned Copper
- Insulator Material Available: FEP/PVC/PE
- Shielding Material Available: AL/Mylar: Coverage 100%, Overlap 25% (Min.)  
Braid: Tinned Copper, Overlap 65% (Min.)  
Spiral: Tinned Copper, Overlap 90% (Min.)
- Jacket Material: PVC
- O.D. Tolerance: > Ø17.8 mm
- Impedance: 100Ω ~ 120Ω ±15Ω



E489039-D AWM 21388 XX AWG 80°C 300V VW-1 AWM I/II A/B 80°C 300V FT1 Sun Res Cable

## Application

Internal wiring and external interconnection of electronic equipment. Suitable for outdoor use.

## Features

- Reference standard: UL Subject 758, UL 1581 & CSA C22.2 No.210.2
- Lead free PVC jacket
- Wide temperature range
- Sunlight resistant
- Passes UL VW-1(horizontal) & CSA FT1 (vertical) flammability tests
- Round or flat cable available
- Mixture, individual or paired conductors available
- UL File Number: E489039

## Find Our Standard Products

Part Number		WCA00011201	WCA00011202	WCA00011203	WCA00011204	WCA00011205	WCA00011184
Conductor	AWG	16	16	16	16	16	20
	No.	2	3	4	5	6	2
	Dia.	1.496mm	1.496mm	1.496mm	1.496mm	1.496mm	0.953mm
Insulation	Nom. Thick.	0.23mm	0.23mm	0.23mm	0.23mm	0.23mm	0.23mm
	Nom. Dia.	2.10±0.10mm	2.10±0.10mm	2.10±0.10mm	2.10±0.10mm	2.10±0.10mm	1.50±0.10mm
Shield	Style	Al. Mylar	Al. Mylar	Al. Mylar	Al. Mylar	Al. Mylar	Al. Mylar
	Overlap	25%	25%	25%	25%	25%	25%
Jacket	Nom. Thick.	0.76mm	0.76mm	0.76mm	0.76mm	0.76mm	0.76mm
	Nom. Dia.	6.00±0.20mm	6.50±0.20mm	6.80±0.20mm	7.60±0.20mm	8.40±0.20mm	5.50±0.20mm
Conductor Resistance at 20°C (Max.)		14.7 / km	14.7 / km	14.7 / km	14.7 / km	14.7 / km	36.7 / km

# UL 21388 Jacket Cable

## Find Our Standard Products

Part Number		WCA00011185	WCA00011186	WCA00011187	WCA00011188	WCA00011189	WCA00011190
Conductor	AWG	20	20	20	20	20	20
	No.	3	4	5	6	7	8
	Dia.	0.953mm	0.953mm	0.953mm	0.953mm	0.953mm	0.953mm
Insulation	Nom. Thick.	0.23mm	0.23mm	0.23mm	0.23mm	0.23mm	0.23mm
	Nom. Dia.	1.50±0.10mm	1.50±0.10mm	1.50±0.10mm	1.50±0.10mm	1.50±0.10mm	1.50±0.10mm
Shield	Style	Al. Mylar	Al. Mylar	Al. Mylar	Al. Mylar	Al. Mylar	Al. Mylar
	Overlap	25%	25%	25%	25%	25%	25%
Jacket	Nom. Thick.	0.76mm	0.76mm	0.76mm	0.76mm	0.76mm	0.76mm
	Nom. Dia.	5.50±0.20mm	6.00±0.20mm	6.20±0.20mm	6.80±0.20mm	6.80±0.20mm	7.20±0.20mm
Conductor Resistance at 20°C (Max.)		36.7 / km	36.7 / km	36.7 / km	36.7 / km	36.7 / km	36.7 / km

Part Number		WCA00011191	WCA00011192	WCA00011193	WCA00011200	WCA00011194
Conductor	AWG	20	20	20	20	20
	No.	9	10	12	14	18
	Dia.	0.953mm	0.953mm	0.953mm	0.953mm	0.953mm
Insulation	Nom. Thick.	0.23mm	0.23mm	0.23mm	0.23mm	0.23mm
	Nom. Dia.	1.50±0.10mm	1.50±0.10mm	1.50±0.10mm	1.50±0.10mm	1.50±0.10mm
Shield	Style	Al. Mylar	Al. Mylar	Al. Mylar	Al. Mylar	Al. Mylar
	Overlap	25%	25%	25%	25%	25%
Jacket	Nom. Thick.	0.76mm	0.76mm	0.76mm	0.76mm	0.76mm
	Nom. Dia.	7.60±0.20mm	8.50±0.25mm	8.50±0.25mm	8.50±0.20mm	10.0±0.30mm
Conductor Resistance at 20°C (Max.)		36.7 / km	36.7 / km	36.7 / km	36.7 / km	36.7 / km

Customization is available upon request.

# UL 2464 Multiple-Conductor Cable Using Non-Integral Jacket

## Specifications

- Rated Voltage: 300V
- Temperature Range: ~ 80°C
- Test Voltage: 2000V AC at 1 minute
- Conductor Range: 30AWG ~ 10AWG
- Conductor Material Available: Tinned Copper
- Insulator Material Available: FEP/PVC/PE
- Shielding Material Available: AL/Mylar: Coverage 100%, Overlap 25% (Min.)  
Braid: Tinned Copper, Overlap 65% (Min.)  
Spiral: Tinned Copper, Overlap 90% (Min.)
- Jacket Material: PVC
- O.D. Tolerance: > Ø17.8 mm
- Impedance: 100Ω ~ 120Ω ±15Ω



E489039-D  AWM 2464 XX AWG 80°C 300V VW-1  AWM I/II A/B 80°C 300V FT1 Cable

## Application

Internal wiring and external interconnection of electronic equipment. Suitable for outdoor use.

## Features

- Reference standard: UL Subject 758, UL 1581 & CSA C22.2 No.210.2
- Lead free PVC jacket
- Wide temperature range
- Sunlight resistant
- Passes UL VW-1(horizontal) & CSA FT1 (vertical) flammability tests
- Round or flat cable available
- Mixture, individual or paired conductors available
- UL File Number: E489039

## Question

Our most popular FAQs will help you to easily find the answers you need.



### **Q: What connectors can be used for power and signal distribution?**

A: Ceres, SENSOR, X-Lok, RBL and HS-Lok connectors. For more detailed information and guide, please refer to our "Product Summary Table".

### **Q: Can ALTW connectors be used in direct burial?**

A: No, they are not designed for this type of application. They should be routed inside a conduit or other means of reinforcement if deployed underground.

### **Q: Can ALTW connectors be used in continuous water immersion?**

A: No, there is a limitation for their immersion to water as defined on each IP rating. Only "Deepronica" series can be used in permanent immersion.

### **Q: Why are ALTW connectors called waterproof if they can only be immersed for a certain period? Shouldn't they be called water resistant?**

A: As long as the immersion period does not surpass the conditions specified on the IP rating, they can be referred to as waterproof.

### **Q: What is the Ingress Protection (IP) of ALTW connectors?**

A: It ranges from IP65 to IP69K.

### **Q: Can ALTW connectors be connected/disconnected under load?**

A: By default, only connectors for data (RJ45, DVI, HDMI, and USB) can be used in hot-plugging. Power connectors need to be customized to achieve this.

## FAQ

### **Q: Do ALTW connectors comply with MIL STD?**

A: No, ALTW connectors are only evaluated under EIA, IEC and UL standards.

### **Q: What connectors can be used in high-speed base band data transmission?**

A: Ceres, X-Lok, M12 D & X-coded, RJ45, DVI, HDMI, USB and FLOS connectors.

### **Q: Can ALTW connectors be customized to meet certain requirements?**

A: Yes, connectors can be customized to meet customer requirements. If a certification is required, it will be applied. If not, ALTW can provide in-house test reports as a confirmation that the pre-defined specifications have been met.

### **Q: Do ALTW connectors have ATEX certification?**

A: No, ALTW connectors are not yet certified by ATEX.

### **Q: What is the difference between Oleophobic and Hydrophobic protective vents? What is the main function of the vent?**

A: These properties refer to the fluid resistance of the membrane in the vent. Hydrophobic means that the membrane is water repelling, while Oleophobic means the membrane is oil repelling.

They are used in applications that require the balancing of internal and external pressures such as electrical cabinets, wireless access points, control hubs and junction boxes. The trapped air inside the enclosures expands or contracts relative to the heat emitted by the components it encloses and the external ambient temperatures.



If your question is not answered here, please contact Amphenol LTW Customer Service or browse our website for more information.  
[www.amphenolltw.com](http://www.amphenolltw.com)

Scan here to contact us or e-mail us at [sales@ltw-tech.com](mailto:sales@ltw-tech.com)

## UV Resistant

Being resistant to ultraviolet light (UV), or sunlight, means being able to withstand or resist the degradation caused by ultraviolet light. UV light causes non-resistant materials and surfaces to fade or discolor.

---

## Flammability

The ability of a chemical to burn or ignite, causing fire or combustion. The degree of difficulty required to cause the combustion of a chemical is quantified through fire testing.

Flammability can be classified as low (least flame-retarded) to high (most flame-retarded). From lowest to highest it is classified as follows:

- HB - horizontal slow burning: Burning rate under 76mm/min for a thickness below 3mm or the burning stops before 100mm
  - V-2: Burning stops within 30 seconds on a vertical specimen and drips of flaming particles are allowed
  - V-1: Burning stops within 30 seconds on a vertical specimen and drips of particles are allowed as long as they are not inflamed
  - V-0: Burning stops within 10 seconds on a vertical specimen and drips of particles are allowed as long as they are not inflamed
- 

## IEC

The International Electrotechnical Commission (IEC) is the world's leading organization for the preparation and publication of international standards for all electrical, electronic and related technologies. These are known collectively as “electrotechnology”.

The IEC provides a platform for companies, industries and governments to meet, discuss and develop the international standards they require. All IEC standards are consensus-based and represent the needs of the key stakeholders of every nation participating. Every member country has a vote on what is included into an IEC international standard.

---

## UL 50e

This standard applies to enclosures for electrical equipment intended to be installed and used in non-hazardous locations. It covers additional environmental construction and performance requirements for enclosures.

---

## UL 1863

This standard applies to Safety Communication - circuit Accessories. It covers telecommunications-circuit accessories, such as jack and plug assemblies, quick-connect terminal assemblies, telephone wall plates, telephone extension cords, cross-connect terminal-block assemblies, maintenance terminal modules, terminal enclosures, cable-splice enclosures, network-interface devices, wire-guide assemblies, and connector boxes.

## UL 1977

These requirements cover single and multipole connectors intended for factory assembly to copper or copper alloy conductors or printed wiring boards for use in data, signal, control and power applications within and between electrical equipment.

---

## UL 2237

This standard covers multi-point interconnection power cable assemblies. They may consist of power cable assemblies, male or female power cable fittings, panel-mounted power cable/conductor fittings and feeder-tap power cable fittings, referred to as the device in this standard, used with industrial machinery in accordance with the National Fire Protection Association Electrical Standard for Industrial Machinery, NFPA 79 that have system voltages up to and including 1,000 V.

---

## UL 2238

These requirements cover devices intended for inter-connection of equipment, sensors, and actuators in remote-control, signaling, and power-limited circuits. Included are cable assemblies and fittings, feeder-tap cable systems, feed-through connectors, multi-outlet fittings, panel-mount fittings, and splitters. These devices are rated at no more than 60 A and no more than 600 V. These devices are not intended for disconnect means.

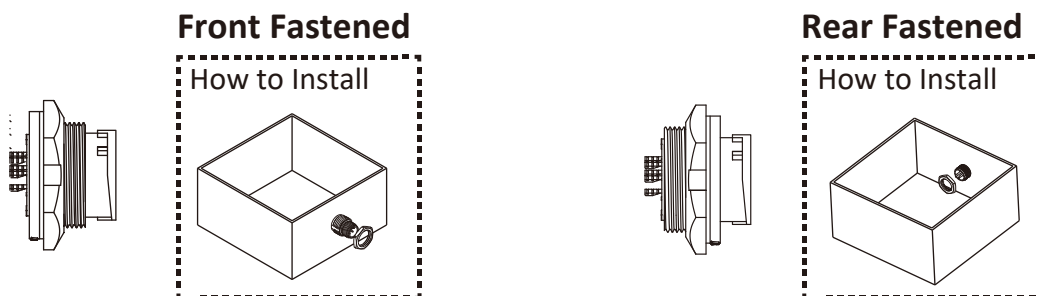
---

## LV214

This automotive standard was developed by German car manufacturers Audi, BMW, Daimler, Porsche and Volkswagen. It addresses the ability of terminals to be effectively evaluated by crimp force monitors. The terminals must exhibit certain crimp force to be used in an automotive wire harness.

---

## Fasten Style of Nut



## Mating Style

### Screw Thread

- Ceres
- RJ45
- Cable Joiner & FICX
- Power
- USB
- M Series
- HDMI
- Cable Gland
- NMEA
- RF
- LED Light Guide
- D-Sub
- DVI
- Vent

### 2 Points Lock Bayonet

- Ceres
- Power
- USB

### 3 Points Lock Bayonet

- Ceres
- Power
- RJ45
- Fiber

### Push Pull

- M Series
- FLOS & FLOS+
- HS-Lok
- USB

### Push Lock With Latches

- RBL
- D-Sub
- SSL

### Push Lock

- X-Lok
- USB

## Termination Style



PCB 180°



PCB 90°



Solder



Screw In



Crimp



IDC



Push In



SMT

## ODVA

ODVA is a global association whose members comprise of world's leading automation companies. ODVA's mission is to advance open, interoperable information and communication technologies in industrial automation. The association recognizes its media independent network protocol, the Common Industrial Protocol or "CIP" – and the network adaptations of CIP – EtherNet/IP, DeviceNet, CompoNet and ControlNet – as its core technology and the primary common interest of its membership.

ODVA's vision is to contribute to the sustainability and prosperity of the global community by transforming the model for information and communication technology in the industrial ecosystem.

## NMEA 2000

NMEA 2000 is a protocol used to create a network of electronic devices – mainly marine instruments – on a boat. Various instruments that meet the NMEA 2000 standard are connected to one central cable, known as a backbone. The backbone powers each instrument and relays data among all the instruments on the network. This allows one display unit to show many different types of information and allows the instruments to work together. NMEA 2000 is meant to be "plug and play" to allow devices made by different manufacturers to talk and listen to each other.

## Amphenol LTW's IPCS (Intelligent Pre-cabling Systems)

Amphenol LTW Intelligent Pre-Cabling System (IPCS) is your solution for the LED Lighting incorporation in indoor and outdoor applications. With a simplified design and wide flexibility, IPCS solves all your needs for electrical wiring and cabling infrastructure. It also provides large savings in on-site installation time and costs. The concept of IPCS is suitable for ALTW's various connector series, ideal for a large variety of customization.

## Amphenol LTW's Power / Data / Hybrid Solutions

We are dedicated to developing interconnect solution to fulfill customer requirements of power or data applications, and as devices increasingly carry more functions in reduced spaces, Hybrid solutions are the answer to space limitation and multi-function. Below is the product series for Power, Data, and Hybrid applications.

### 0.5A ~ 2A

- Ceres
- X-Lok
- M Series
- D-Sub
- DVI
- HDMI
- USB
- HS-Lok
- FLOS & FLOS+

### 3A ~ 5A

- Ceres
- X-Lok
- M Series
- D-Sub
- SSL
- RBL
- HS-Lok
- FLOS & FLOS+
- NMEA 2000
- USB

### 6A ~ 10A

- Ceres
- X-Lok
- M Series
- Power
- Mini
- RBL
- FLOS & FLOS+
- NMEA 2000
- USB
- Cable Joiner & FICX

### 11A ~ 20A

- Ceres
- X-Lok
- M Series
- Power
- Mini
- RBL
- FLOS & FLOS+
- Cable Joiner & FICX

### 25A ~ 30A

- M Series
- FLOS & FLOS+
- Power

### 50A

- X-Lok
- Power

### 80A

- X-Lok
- Power

### 120A ~ 150A

- Power

## Cross Section Conversion From AWG To mm<sup>2</sup>

26 AWG	0.14 mm <sup>2</sup>	16 AWG	1.50 mm <sup>2</sup>	4 AWG	25.00 mm <sup>2</sup>
24 AWG	0.25 mm <sup>2</sup>	14 AWG	2.50 mm <sup>2</sup>	2 AWG	35.00 mm <sup>2</sup>
22 AWG	0.34 mm <sup>2</sup>	12 AWG	4.00 mm <sup>2</sup>	1 AWG	50.00 mm <sup>2</sup>
20 AWG	0.50 mm <sup>2</sup>	10 AWG	6.00 mm <sup>2</sup>	2/0 AWG	70.00 mm <sup>2</sup>
18 AWG	0.75 mm <sup>2</sup>	8 AWG	10.00 mm <sup>2</sup>		
17 AWG	1.00 mm <sup>2</sup>	6 AWG	16.00 mm <sup>2</sup>		

# Ingress Protection (IP) Rating Guide

## Waterproof Definition

### Unmated Waterproof



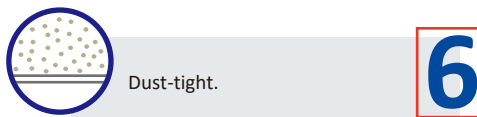
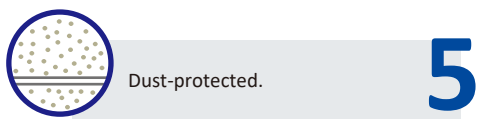
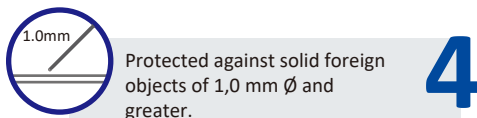
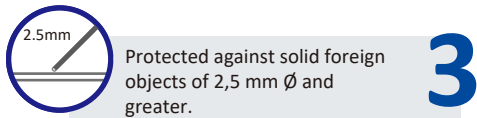
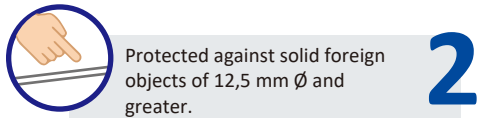
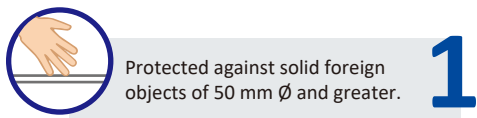
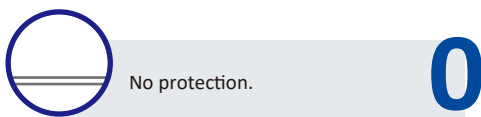
Standalone waterproof or waterproof is assured even without its counterpart. The water will not go through the inner portion of the exposed connector as it is entirely sealed.

### Mated Waterproof



Waterproof is only assured when mated and locked tightly to its counterpart.

#### 1st numeral - solid foreign objects



Example:

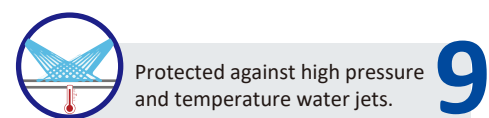
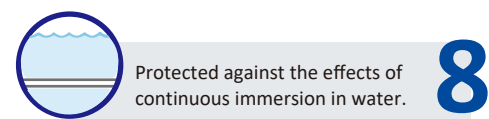
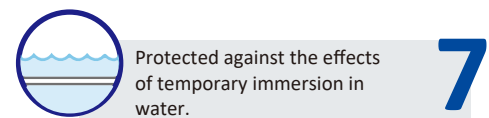

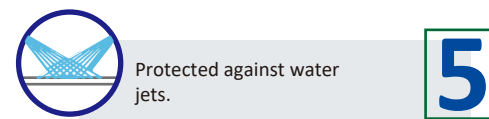
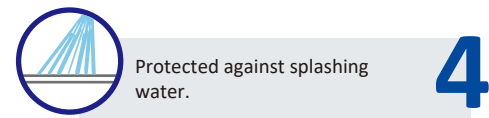
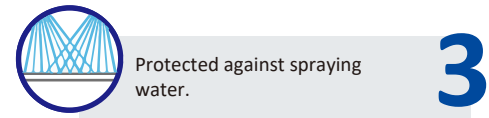
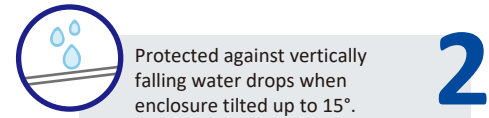
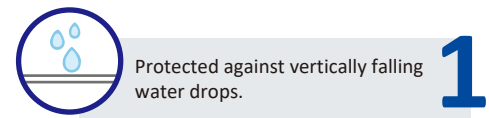
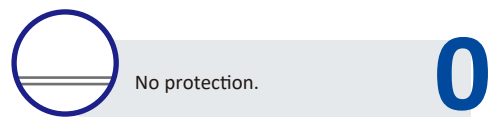


**IP 65**

Protected against water jets.

Dust-tight.

#### 2nd numeral - water



---

## Amphenol LTW Technology Co., Ltd.

5F-3, No.51, Sec.4, Zhongyang Rd., Tucheng Dist., New Taipei City 236 Taiwan

Telephone : +886-2-7741-6888 Fax : +886-2-7741-6999

Email : sales@ltw-tech.com Web: amphenolltw.com

## Kunshan Factory

No.62, DaTong Road, Development Zone, Kunshan City, JiangSu Province 215333 China

Telephone : +86-512-5761-0501 Fax : +86-512-5761-0515

## For further information, please contact :

Luc Kan | Sales and Marketing

Email : luc@ltw-tech.com

