


• **APTIV** •

CTCS CONNECTION SYSTEM **FAMILY CATALOGUE**

Commercial vehicle and heavy duty portfolio



Table of Contents



CTCS connection system

About Aptiv	4
CTCS family introduction	6
Features & Benefits	8
Family range	10

Terminals & Seals

CTS 1.5 Unsealed	16
CTS 1.5 Sealed	17
CTS 2.8 Unsealed	18
CTS 2.8 Sealed	19
CTS 6.3 Unsealed	20
CTS 6.3 Sealed	21
Seals	22

Connectors & Accessories

UNSEALED CONNECTION SYSTEM

CTCS Unsealed 6.3 4W	24
CTCS Unsealed 2.8 18W	25
CTCS Unsealed 1.5/2.8 25W	26
CTCS Unsealed 1.5 36W	27

SEALED CONNECTION SYSTEM

CTCS SP 2.8 15W	28
CTCS SP 2.8 21W	29
CTCS SP 1.5/2.8/6.3 26W	30
CTCS SP 2.8 39W	31
CTCS SP 1.5/2.8 62W	32
CTCS XP 1.5 2W	33
CTCS XP 2.8 2W	34
CTCS XP 6.3 2W	35
CTCS XP 1.5 3W	36
CTCS XP 2.8 4W	37
CTCS XP 1.5 6W	38
CTCS XP 1.5/2.8 7W	39
CTCS XP 1.5 8W	40
CTCS XP 2.8 8W	41
CTCS XP 1.5/2.8 10W	42
CTCS XP 1.5 12W	43
CTCS XP 1.5/2.8 15W	44
CTCS XP 1.5/2.8 16W	45
CTCS XP 1.5 18W	46


Accessories	47
-------------	----

At Aptiv, we are born to move

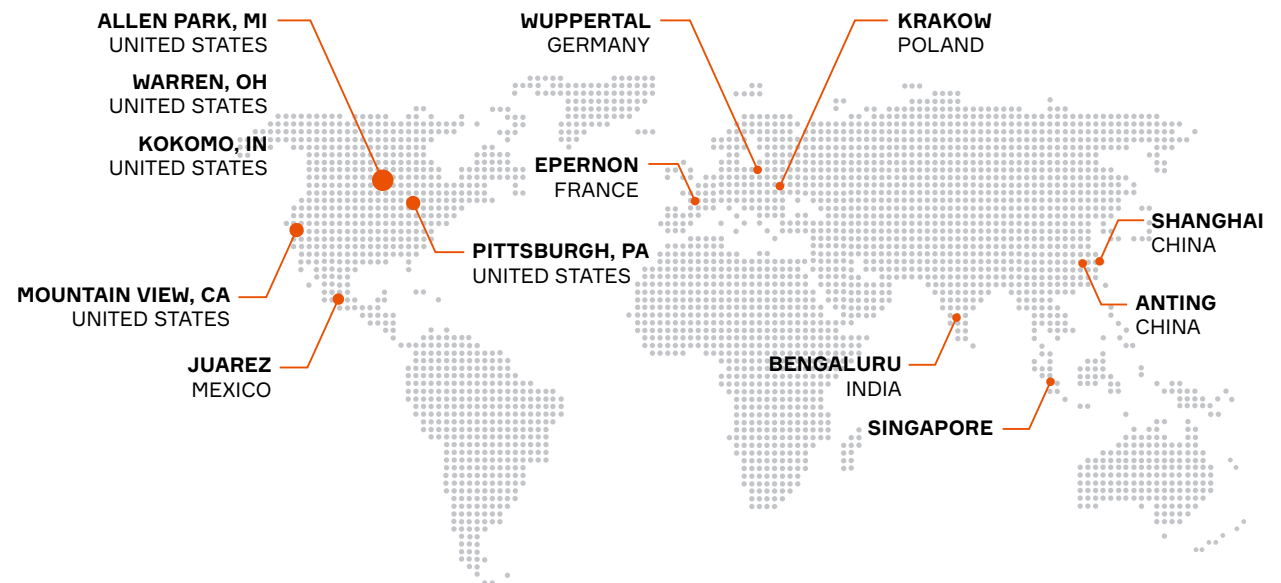
Aptiv is a **global technology company** that develops safer, greener and more connected solutions enabling the future of mobility.

Headquartered in Dublin, Aptiv has approximately 150,000 employees and operates 14 technical centers, as well as manufacturing sites and customer support centers in 45 countries.

VISIT [APTIV.COM](https://www.aptiv.com) →



Major Design Centers Worldwide





The world of transportation

Aptiv has been a trusted automotive supplier for decades, introducing practical innovations in the areas of safety, efficiency, and connectivity. The transportation market has been advancing in these areas and Aptiv can offer product solutions designed for the tougher operational and environmental requirements.

Commercial and recreation vehicles are often exposed to higher levels of environmental forces, including vibration, dust, water, debris, and temperature. To protect the integrity of the electrical system, high performance connection systems are required.

To deliver superior performance, a number of complex factors in the electrical system must be addressed in the component design, including sealing, locking features, and materials.

A new generation of transportation fleets

As fleets and owner operators are looking to increase profitability and decrease negative footprint on the environment, vehicle manufacturers are considering alternative powertrains to meet new demands of their customers.



Alternative powertrain solutions now include more sophisticated ICE (Internal Combustion Engine), hybrid, battery electric, CNG (Compressed Natural Gas), and fuel cell technologies. And the infrastructure development is keeping up with the pace of vehicle technology advancements. The trend for a greener future is now becoming a reality across the world

through truck, bus, and construction/agriculture fleet operations. And it has a potential to positively impact thousands of people through decreased pollution and improved air quality.

These alternative powertrains, however, increase the complexity of the electrical architecture, requiring

higher reliability. The transportation market also has more stringent performance requirements as vehicles are exposed to higher operational temperature and extreme environmental forces. These two factors drive the demand for more robust connection systems designed specifically with the market's unique conditions in mind

A connection system designed for **the future**

The CTCS connector and CTS terminal families have been designed to meet the demanding requirements of commercial and heavy duty applications, specifically to address new emission regulations and enable the generation of environmentally-friendly vehicles.

The CTCS (Compact Transportation Connection System) family offers an integrated system solution to a wide variety of vehicle interconnections, ranging from unsealed cab to sealed on-engine applications, to options with flame-retardant material, to performance-boosting accessories. It was designed to meet or exceed a range of industry and customer validation standards and deliver improved performance over the competition.

This heavy duty connection system provides superior resistance against vibration and environmental forces, protecting the integrity of the electrical system from high operating temperatures, debris, and water. CTCS serves as a reliable backbone to all vehicle electronics, including powertrain, safety, entertainment, and telematics.



Robust features, meaningful benefits

1

Versatility of application

- **A complete portfolio** of connectors, accessories, terminals, and seals
- **Terminal flexibility:** interchangeable with other industry terminals
- **Mounting flexibility:** Panel (for pass through and bulkhead), Strap/Clip (for wire tie or clip), and Bracket (for bulkhead)
- **Application flexibility:** perfect for cab, chassis, engine compartment, and on-engine applications
- **Offered** in both non-V0 (HB) and V0 materials

2

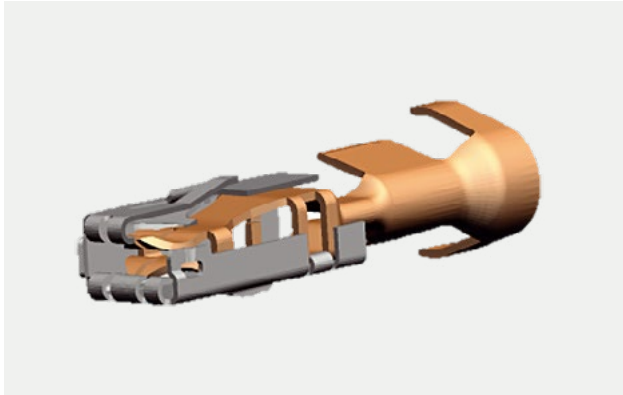
Unparalleled reliability and performance

- **Improved vibration resistance**
 - Sine vibration up to 30.6 G; random vibration up to 18 Grms, 330 hrs/axis
 - Robust back shells further improve strain relief performance
- **High temperature rating**
 - Up to -40 °C to +140 °C
 - Superior terminal design, with high pre-load stainless steel spring, reduces relaxation of terminal base body
- **Superior environmental protection**
 - Additional connector features for protection against debris ingress
 - IP67, IP69 (IEC) and IP6K7, IP6K9K (ISO) sealing rating for highest protection against water intrusion

3

Designed for the transportation market

- **Robust solution** from an electrical component expert with over 100 years of experience designing and implementing superior solutions for the industry
- **Meeting or exceeding** a wide range of commercial vehicle validation standards



High pre-load stainless steel spring

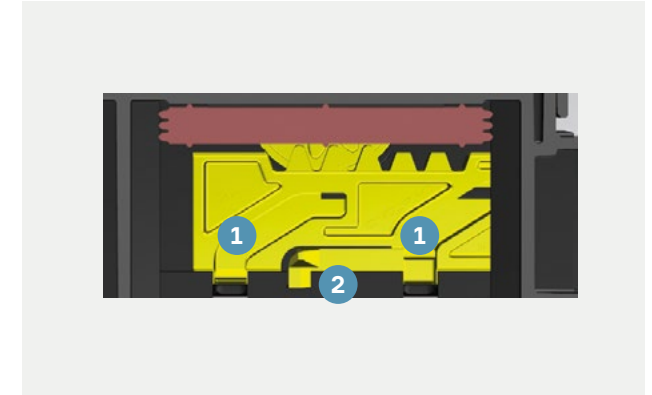
Superior vibration and relaxation resistance



Additional structure on back shells

Designed for maximum mechanical robustness and mud and dust protection

- 1 Heavy ribbing
- 2 Strapping points fully integrated with cover for maximum retention of harness
- 3 Four shrouded locks




Pre-staged locking mechanism (SP and XP Series)

- 1 Pre-staging features in slider to aid in proper mating
- 2 Slider lock is firmly retained and only released upon installation onto mating connector

Mounting flexibility

Aptiv provides a range of mounting options for maximum application flexibility.



A wide family **range**

1

Connectors

CTCS connectors offer wide application versatility and a perfect match for your design needs.

CTCS connector range covers:

- Inline and device applications
- 2 through 62 way configurations
- 1.5, 2.8, 6.3 mm blade sizes, and mixed cavity configurations
- Sealed and unsealed applications
- Flame-retardant material option (V0)
- Panel, strap/clip, and bracket male mounting options
- Two different lock assist mechanisms for sealed connectors: Slider lock and Lever lock




2

Terminals

CTCS connectors are compatible with both Aptiv and other industry terminals. Aptiv's CTS tanged terminals offer premium vibration, temperature, and sealing performance.

Terminal range covers:

- 1.5, 2.8, and 6.3 mm blade sizes
- 0.08-6.0 mm² / 28-10 awg cable sizes
- Tin, silver, and gold plating options



3

Seals

Both cable seal and cavity plug options are available, covering a wide range of cable gages and all CTCS cavity sizes.



4

Accessories

CTCS housings can be supplemented with optional accessories, which can further improve vibration performance and harness interconnection integrity. The following accessories, produced by an Aptiv brand HellermannTyton, are available:

- 180° or 90° back shells
- 1.0-3.5 mm² fixing slides
- Caps
- Clips and wire ties

For more information visit www.hellermanntyton.com



5

Hand crimp tools

Hand crimp tools are available for CTS female and male terminals. No solder required.



The right connection for the right job

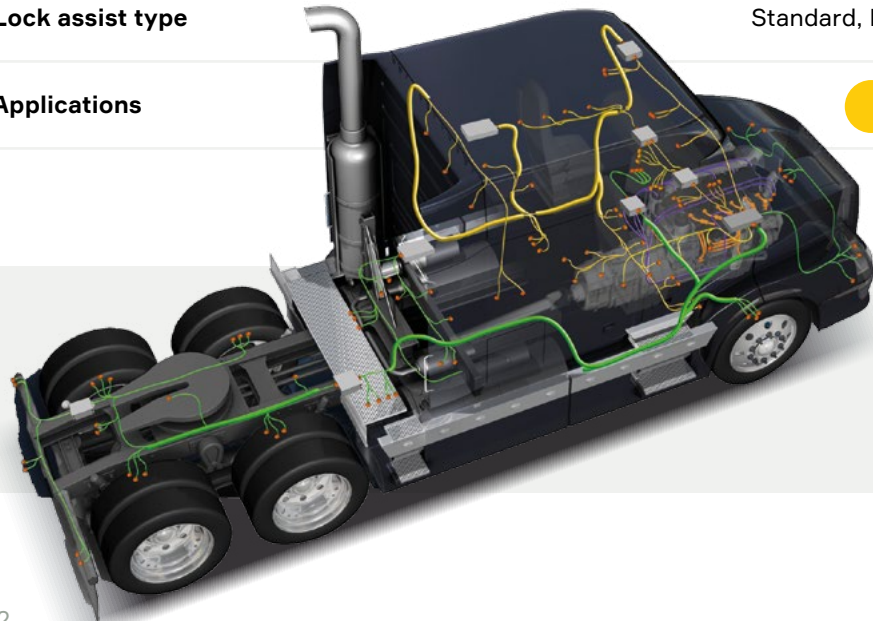
PERFORMANCE

1. CTCS UNSEALED

2. CTCS SP

3. CTCS XP

Max vibration Sine (G) / Random (Grms)	n/a / 2.17	23.9 / 12.4	30.6 / 18
Max temperature (°C)	-40 to +85	-40 to +120	-40 to +140
Sealing IP (IEC / ISO)	5 / 5K	67, 69 / 6K7, 6K9K	67, 69 / 6K7, 6K9K
Flame resistance	Non-V0 (HB)	Non-V0 (HB), V0	Non-V0 (HB), V0
Available cavity configurations	4, 18, 25, 36	15, 21, 26, 39, 62	2, 3, 4, 6, 7, 8, 10, 12, 15, 16, 18
Mounting options	None	Panel, Bracket	Panel, Strap/Clip
Lock assist type	Standard, Lever lock	Lever lock	Slider lock
Applications	●	● ● ●	● ● ●



- Cab
- On-engine
- Chassis
- Engine Compartment

Specifications and performance data in this catalogue are for general reference only and are subject to change without notice. To verify product information, please contact an Aptiv representative.

1



CTCS UNSEALED

2




CTCS SP

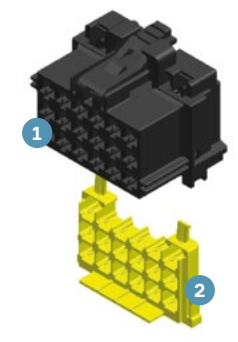
3



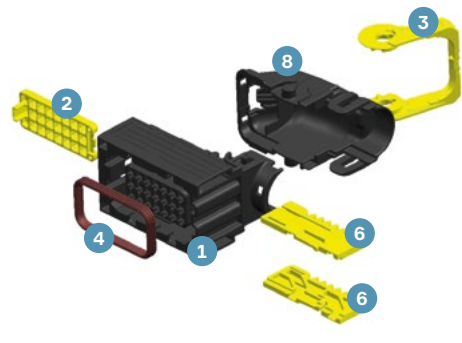
CTCS XP




1.5/2.8 25W Female



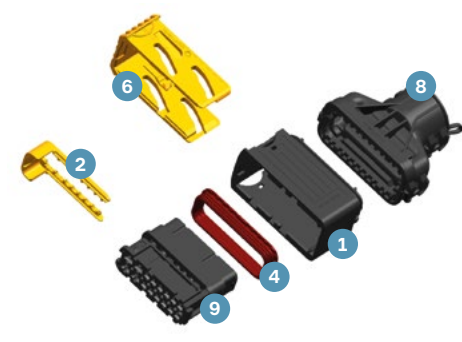
2.8 18W Female




1.5/2.8 21W Female (non-V0*)



2.8 21W Male (non-V0*)



1.5/2.8 16W Female (V0**)



1.5/2.8 16W Male (V0**)

Exploded view

- 1 Connector housing
- 2 Secondary lock
- 3 Lever lock
- 4 Seal
- 5 Fixing slide
- 6 Slide
- 7 Panel
- 8 Back shell
- 9 Cavity module
- 10 Male Blade Stabilizer (MBS)

* Non-V0 option comes with yellow-coded locks and slides
 ** V0 option comes with orange-coded locks and slides

Available configurations

TERMINALS						
Blade size (mm)	Gender	Sealing	Base material	Plating options	Cable range (mm ²)	SAE gage (AWG)
1.5	F	Sealed & Unsealed	CuFe, CuNiSi	Sn, Ag, Au	0.08 - 1.5	28 - 16
1.5	M	Sealed & Unsealed	CuFe	Sn, Ag, Au	0.08 - 1.5	28 - 16
2.8	F	Sealed & Unsealed	CuNiSi	Sn, Ag	0.08 - 5.0	28 - 10
2.8	M	Sealed & Unsealed	CuFe	Sn, Ag	0.22 - 2.5	24 - 14
6.3	F	Sealed & Unsealed	CuFe	Sn, Ag	0.35 - 6.0	22 - 10
CONNECTORS						
# of ways	Performance series	Lock assist type	Gender	Male mounting type	Available terminal configurations	Applications
SEALED CONNECTORS						
2	XP	Slider lock	Male & Female	Panel & Strap/Clip	1.5, 2.8, 6.3	Inline & Device
3	XP	Slider lock	Male & Female	Panel & Strap/Clip	1.5	Inline & Device
4	XP	Slider lock	Male & Female	Panel & Strap/Clip	2.8	Inline & Device
6	XP	Slider lock	Male & Female	Panel & Strap/Clip	1.5	Inline & Device
7	XP	Slider lock	Male & Female	Panel & Strap/Clip	1.5/2.8	Inline & Device
8	XP	Slider lock	Male & Female	Panel & Strap/Clip	1.5, 2.8	Inline & Device
10	XP	Slider lock	Male & Female	Panel	1.5/2.8	Inline & Device
12	XP	Slider lock	Male & Female	Panel	1.5	Inline & Device
15	XP	Slider lock	Male & Female	Panel	1.5/2.8	Device
16	XP	Slider lock	Male & Female	Panel & Strap/Clip	1.5/2.8	Inline & Device
18	XP	Slider lock	Male & Female	Panel & Strap/Clip	1.5	Inline & Device
15	SP	Lever lock	Female	-	2.8	Inline & Device
21	SP	Lever lock	Male & Female	Panel	2.8	Inline & Device
26	SP	Lever lock	Male & Female	Panel	1.5/2.8/6.3	Inline & Device
39	SP	Lever lock	Male & Female	Panel & Bracket	2.8	Inline & Device
62	SP	Lever lock	Male & Female	Panel & Bracket	1.5/2.8	Inline & Device
UNSEALED CONNECTORS						
4	Unsealed	Standard	Female	-	6.3	Device
18	Unsealed	Standard	Female	-	2.8	Device
25	Unsealed	Lever lock	Female	-	1.5/2.8	Device
36	Unsealed	Lever lock	Female	-	1.5	Device

Specifications and performance data in this catalogue are for general reference only and are subject to change without notice. To verify product information, please contact an Aptiv representative.


TERMINALS & SEALS



TERMINALS

SEALS

CTS 1.5 UNSEALED



DESCRIPTION

Terminal system:	Tanged
Cable range:	0.08 - 1.5 mm ²
Material:	CuFe
Available plating:	Sn, Au
Current carrying capacity:	24A/Sn/20°C/1.5mm ²

PERFORMANCE


Category	Sn	Au
Operating temperature:	135°	150°
Through resistance:	≤ 2 mΩ	≤ 2 mΩ
Crimp resistance:	≤ 1 mΩ	≤ 1 mΩ
Mating force:	max. 8 N	max. 6 N
Unmating force:	max. 8 N	max. 6 N
Mating cycles:	20	50

TERMINAL PART NUMBERS

Description	Part number	ISO Cable range [mm ²]	SAE gage [awg]	Material	Plating
CTS 1.5 F	13819159	0.08 - 0.18	28 - 26	CuFe	Sn
CTS 1.5 F	15432237	0.22 - 0.35	24 - 22	CuFe	Sn
CTS 1.5 F	15432235	0.5 - 1	20 - 16	CuFe	Sn
CTS 1.5 F	15432233	1 - 1.5	16	CuFe	Sn
CTS 1.5 F	15493005	0.22 - 0.35	24 - 22	CuFe	Au
CTS 1.5 F	15493007	0.5 - 1	20 - 16	CuFe	Au
CTS 1.5 F	15493009	1 - 1.5	16	CuFe	Au
CTS 1.5 M / TTS 1.5	13733481	0.08 - 0.18	28 - 26	CuFe	Sn
CTS 1.5 M / TTS 1.5	15396711	0.22 - 0.35	24 - 22	CuFe	Sn
CTS 1.5 M / TTS 1.5	15396712	0.5 - 0.75	20 - 18	CuFe	Sn
CTS 1.5 M / TTS 1.5	15482337	1 - 1.5	16	CuFe	Sn
CTS 1.5 M / TTS 1.5	15396713	(2) 0.35 - (2) 0.50	(2) 22 - (2) 20	CuFe	Sn
CTS 1.5 M / TTS 1.5	13988133	0.08 - 0.18	28 - 26	CuFe	Au
CTS 1.5 M / TTS 1.5	15482338	0.22 - 0.35	24 - 22	CuFe	Au
CTS 1.5 M / TTS 1.5	13596791	0.22 - 0.35	24 - 22	CuFe	Au
CTS 1.5 M / TTS 1.5	15482339	0.5 - 0.75	20 - 18	CuFe	Au
CTS 1.5 M / TTS 1.5	13596792	0.5 - 0.75	20 - 18	CuFe	Au
CTS 1.5 M / TTS 1.5	15482340	1 - 1.5	16	CuFe	Au

Part numbers, specifications, dimensions and performance data in this document are for general references only and are subject to change without notice. To verify product information, please contact an Aptiv representative.

CTS 1.5 SEALED



DESCRIPTION

Terminal system:	Tanged
Cable range:	0.22 - 1.5 mm ²
Material:	CuFe, CuNiSi
Available plating:	Sn, Ag, Au
Current carrying capacity:	24A/Sn/20°C/1.5mm ²

PERFORMANCE

Category	Sn	Ag	Au
Operating temperature:	135°	150°	150°
Through resistance:	≤ 2 mΩ	≤ 2 mΩ	≤ 2 mΩ
Crimp resistance:	≤ 1 mΩ	≤ 1 mΩ	≤ 1 mΩ
Mating force:	max. 8 N	max. 7 N	max. 6 N
Unmating force:	max. 8 N	max. 7 N	max. 6 N
Mating cycles:	20	50	50

TERMINAL PART NUMBERS

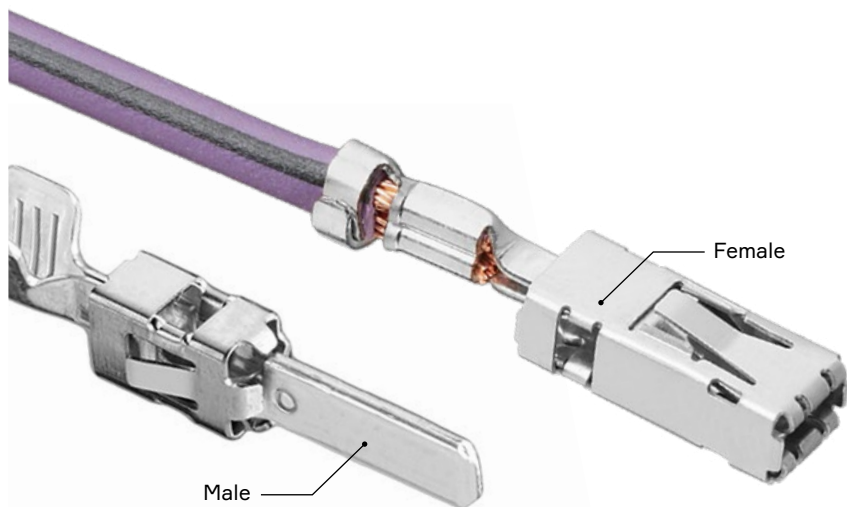
Description	Part number	ISO Cable range [mm ²]	SAE gage [awg]	Material	Plating
CTS 1.5 F	15432208	0.22 - 0.35	24 - 22	CuFe	Sn
CTS 1.5 F	15432210	0.5 - 1	20 - 16	CuFe	Sn
CTS 1.5 F	15432212	1 - 1.5	16	CuFe	Sn
CTS 1.5 F	15492999	0.22 - 0.35	24 - 22	CuFe	Au
CTS 1.5 F	15493001	0.5 - 1	20 - 16	CuFe	Au
CTS 1.5 F	15493003	1 - 1.5	16	CuFe	Au
CTS 1.5 F	13626010	0.22 - 0.35	24 - 22	CuNiSi	Ag
CTS 1.5 F	13611693	0.5 - 1	20 - 16	CuNiSi	Ag
CTS 1.5 F	13626012	1 - 1.5	16	CuNiSi	Ag
CTS 1.5 M / TTS 1.5	33118031	0.22 - 0.35	24 - 22	CuFe	Sn
CTS 1.5 M / TTS 1.5	33118034	0.5 - 0.75	20 - 18	CuFe	Sn
CTS 1.5 M / TTS 1.5	15482325	1 - 1.5	16	CuFe	Sn
CTS 1.5 M / TTS 1.5	15482326	0.22 - 0.35		CuFe	Au
CTS 1.5 M / TTS 1.5	15482327	0.5 - 1	20 - 16	CuFe	Au
CTS 1.5 M / TTS 1.5	15482328	1 - 1.5	16	CuFe	Au
CTS 1.5 M / TTS 1.5	33118033	0.22 - 0.35	24 - 22	CuFe	Ag
CTS 1.5 M / TTS 1.5	33120088	0.5 - 0.75	20 - 18	CuFe	Ag
CTS 1.5 M / TTS 1.5	13894097	1 - 1.5	16	CuFe	Ag

COMPATIBLE SEAL PART NUMBERS

Type	Part number	Outside wire diameter [mm]	Material	Color	% Oil
Cable	15327913	1.2 - 1.6	LSR	Red	2
Cable	15327918	1.2 - 2.0	LSR	Grey	2
Cable	15339412	1.9 - 2.1	LSR	Yellow	2
Plug	12198198	-	LSR	White	2

Part numbers, specifications, dimensions and performance data in this document are for general references only and are subject to change without notice. To verify product information, please contact an Aptiv representative.

CTS 2.8 UNSEALED



DESCRIPTION

Terminal system:	Tanged
Cable range:	0.08 - 5.0 mm ²
Material:	CuFe, CuNiSi
Available plating:	Sn, Ag
Current carrying capacity:	38A/Sn/20°C/2.5mm ²

PERFORMANCE

Category	Sn	Ag
Operating temperature:	135°C	170°C
Through resistance:	≤ 2 mΩ	≤ 2 mΩ
Crimp resistance:	≤ 1 mΩ	≤ 1 mΩ
Mating force:	max. 12 N	max. 9 N
Unmating force:	max. 10 N	max. 8 N
Mating cycles:	20	50


TERMINAL PART NUMBERS

Description	Part number	ISO Cable range [mm ²]	SAE gage [awg]	Material	Plating
CTS 2.8 F	13943809	0.08 - 0.18	28 - 26	CuNiSi	Sn
CTS 2.8 F	15457847	0.22 - 0.35	24 - 22	CuNiSi	Sn
CTS 2.8 F	15457848	0.5 - 1	20 - 16	CuNiSi	Sn
CTS 2.8 F	15457849	1.5 - 2.5	14	CuNiSi	Sn
CTS 2.8 F	13943933	4 - 5	10	CuNiSi	Sn
CTS 2.8 F	13799599	0.22 - 0.35	24 - 22	CuNiSi	Ag
CTS 2.8 F	13799601	0.5 - 1	20 - 16	CuNiSi	Ag
CTS 2.8 F	13799603	1.5 - 2.5	14	CuNiSi	Ag
CTS 2.8 F	13882331	4 - 5	10	CuNiSi	Ag
CTS 2.8 M / DCS-2 2.8M	10774271	>0.20 - 0.35	24 - 22	CuFe	Sn
CTS 2.8 M / DCS-2 2.8M	10774272	0.5 - 1	20 - 16	CuFe	Sn
CTS 2.8 M / DCS-2 2.8M	10756896	>1.0 - 2.5	14	CuFe	Sn

Aluminum wire capable terminal parts numbers are also available.

Part numbers, specifications, dimensions and performance data in this document are for general references only and are subject to change without notice. To verify product information, please contact an Aptiv representative.

CTS 2.8 SEALED



DESCRIPTION

Terminal system:	Tanged
Cable range:	0.2 - 2.5 mm ²
Material:	CuFe, CuNiSi
Available plating:	Sn, Ag
Current carrying capacity:	38A/Sn/20°C/2.5mm ²

PERFORMANCE

Category	Sn	Ag
Operating temperature:	135°C	170°C
Through resistance:	≤ 2 mΩ	≤ 2 mΩ
Crimp resistance:	≤ 1 mΩ	≤ 1 mΩ
Mating force:	max. 12 N	max. 9 N
Unmating force:	max. 10 N	max. 8 N
Mating cycles:	20	50

TERMINAL PART NUMBERS

Description	Part number	ISO Cable range [mm ²]	SAE gage [awg]	Material	Plating
CTS 2.8 F	15446673	0.22 - 0.35	24 - 22	CuNiSi	Sn
CTS 2.8 F	15446674	0.5 - 1	20 - 16	CuNiSi	Sn
CTS 2.8 F	15446675	1.5 - 2.5	14	CuNiSi	Sn
CTS 2.8 F	13799598	0.22 - 0.35	24 - 22	CuNiSi	Ag
CTS 2.8 F	13799600	0.5 - 1	20 - 16	CuNiSi	Ag
CTS 2.8 F	13799602	1.5 - 2.5	14	CuNiSi	Ag
CTS 2.8 M / DCS-2 2.8M	10756351	>0.22 - 0.35	24 - 22	CuFe	Sn
CTS 2.8 M / DCS-2 2.8M	10756352	0.5 - 1	20 - 16	CuFe	Sn
CTS 2.8 M / DCS-2 2.8M	10756353	>1.00 - 2.50	14	CuFe	Sn
CTS 2.8 M / DCS-2 2.8M	33500680	>0.22 - 0.35	24 - 22	CuFe	Ag
CTS 2.8 M / DCS-2 2.8M	33505427	0.5 - 1	20-16	CuFe	Ag
CTS 2.8 M / DCS-2 2.8M	33500683	>1.00 - 2.50	14	CuFe	Ag


Aluminum wire capable terminal parts numbers are also available.

COMPATIBLE SEAL PART NUMBERS

Type	Part number	Outside wire diameter [mm]	Material	Color	% Oil
Cable	15339967	1.2 - 2.1	LSR	Blue	2
Cable	15339838	2.2 - 3.0	LSR	White	2
Plug	12059168	-	LSR	Red-brown	-
Plug	15337197	-	LSR	White	2
Plug	10730124	-	LSR	Green	2

Part numbers, specifications, dimensions and performance data in this document are for general references only and are subject to change without notice. To verify product information, please contact an Aptiv representative.

CTS 6.3 UNSEALED



TERMINAL PART NUMBERS

Description	Part number	ISO Cable range [mm ²]	SAE gage [awg]	Material	Plating
CTS 6.3 F	13976098	0,35	22	CuFe	Sn
CTS 6.3 F	13976099	0.5 - 1	20 - 16	CuFe	Sn
CTS 6.3 F	13976100	1.5 - 2.5	14	CuFe	Sn
CTS 6.3 F	13976101	>2.5 - 4	12	CuFe	Sn
CTS 6.3 F	13976102	>4.0 - 6	10	CuFe	Sn
CTS 6.3 F	13984278	0,35	22	CuFe	Ag
CTS 6.3 F	13984290	0.5 - 1	20 - 16	CuFe	Ag
CTS 6.3 F	13984291	1.5 - 2.5	14	CuFe	Ag
CTS 6.3 F	13984302	>2.5 - 4	12	CuFe	Ag
CTS 6.3 F	13984307	>4.0 - 6	10	CuFe	Ag

Aluminum wire capable terminal parts numbers are also available.

DESCRIPTION


Terminal system:	Tanged
Cable range:	0.35 - 6.0 mm ²
Material:	CuFe
Available plating:	Sn, Ag
Current carrying capacity:	52A/Sn/20°C/6mm ²

PERFORMANCE

Category	Sn	Ag
Operating temperature:	135°C	170°C
Through resistance:	≤ 2 mΩ	≤ 2 mΩ
Crimp resistance:	≤ 1 mΩ	≤ 1 mΩ
Mating force:	max. 20 N	max. 20 N
Unmating force:	max. 13 N	max. 13 N
Mating cycles:	20	20

Part numbers, specifications, dimensions and performance data in this document are for general references only and are subject to change without notice. To verify product information, please contact an Aptiv representative.

CTS 6.3 SEALED



DESCRIPTION

Terminal system:	Tanged
Cable range:	0.35 - 6.0 mm ²
Material:	CuFe
Available plating:	Sn, Ag
Current carrying capacity:	52A/Sn/20°C/6mm ²

PERFORMANCE

Category	Sn	Ag
Operating temperature:	135°C	170°C
Through resistance:	≤ 2 mΩ	≤ 2 mΩ
Crimp resistance:	≤ 1 mΩ	≤ 1 mΩ
Mating force:	max. 20 N	max. 20 N
Unmating force:	max. 13 N	max. 13 N
Mating cycles:	20	20

TERMINAL PART NUMBERS

Description	Part number	ISO Cable range [mm ²]	SAE gage [awg]	Material	Plating
CTS 6.3 F	13976114	0,35	22	CuFe	Sn
CTS 6.3 F	13976115	0.5 - 1	20 - 16	CuFe	Sn
CTS 6.3 F	13976116	1.5 - 2.5	14	CuFe	Sn
CTS 6.3 F	13976117	>2.5 - 4	12	CuFe	Sn
CTS 6.3 F	13976118	>4.0 - 6	10	CuFe	Sn
CTS 6.3 F	13984320	0,35	22	CuFe	Ag
CTS 6.3 F	13984321	0.5 - 1	20 - 16	CuFe	Ag
CTS 6.3 F	13984322	1.5 - 2.5	14	CuFe	Ag
CTS 6.3 F	13984323	>2.5 - 4	12	CuFe	Ag
CTS 6.3 F	13984326	>4.0 - 6	10	CuFe	Ag

Aluminum wire capable terminal parts numbers are also available.

COMPATIBLE SEAL PART NUMBERS

Type	Part number	Outside wire diameter [mm]	Material	Color	% Oil
Cable	15363779	1.2 - 2.0	LSR	Yellow	2
Cable	15363604	2.0 - 2.7	LSR	White	2
Cable	15327864	2.8 - 3.8	LSR	Red-brown	2
Cable	15363605	4.0 - 4.5	LSR	Green	2
Cable	15344647	4.7 - 5.3	LSR	Gray	2
Plug	12066082	-	LSR	Green	-

Part numbers, specifications, dimensions and performance data in this document are for general references only and are subject to change without notice. To verify product information, please contact an Aptiv representative.

SEALS



DESCRIPTION

Seal types:	Cable & plug
Outside diameter:	1.2 - 5.3 mm
Material:	LSR
Compatible cavities:	3.6, 5.2, 8.5 mm
Terminal sizes:	1.5, 2.8, 6.3 mm

SEAL PART NUMBERS

Seal type	Part number	Blade size [mm]	Outside wire diameter [mm]	Material	Color	% Oil
Cable	15327913	1.5	1.2 - 1.6	LSR	Red	2
Cable	15327918	1.5	1.2 - 2.0	LSR	Gray	2
Cable	15339412	1.5	1.9 - 2.1	LSR	Yellow	2
Cable	35034194	2.8	1.2 - 1.9	LSR	Blue	2
Cable	35034363	2.8	1.9 - 2.4	LSR	Gray	2
Cable	35034195	2.8	2.5 - 3.0	LSR	Green	2
Cable	15363779	6.3	1.2 - 2.0	LSR	Yellow	2
Cable	15363604	6.3	2.0 - 2.7	LSR	White	2
Cable	15327864	6.3	2.8 - 3.8	LSR	Red-brown	2
Cable	15363605	6.3	4.0 - 4.5	LSR	Green	2
Cable	15344647	6.3	4.7 - 5.3	LSR	Gray	2
Plug	12198198	1.5	-	LSR	White	2
Plug	12059168	2.8	-	LSR	Red-brown	-
Plug	15337197	2.8	-	LSR	White	2
Plug	10730124	2.8	-	LSR	Green	2
Plug	12066082	6.3	-	LSR	Green	-

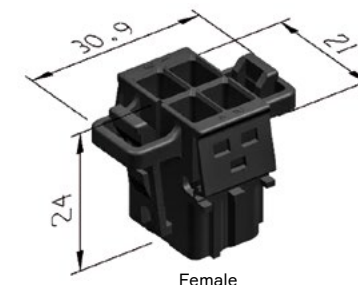

Part numbers, specifications, dimensions and performance data in this document are for general references only and are subject to change without notice. To verify product information, please contact an Aptiv representative.

CONNECTORS & ACCESSORIES



CTCS UNSEALED 6.3 4W

UNSEALED CONNECTION SYSTEM



APPLICATION

Inline or device
Cab

FEATURES

Material: Non-V0 (PBT-GF15)

Female mounting: Universal

Cable range: 6.3: 0.5-6.0mm²

PERFORMANCE

Temperature range: -40 to +85°C

Vibration (Sine/Random): n/a G / 2.17Grms

Sealing IP (IEC/ISO): 5 / 5K

Terminal retention: F>60N/10s

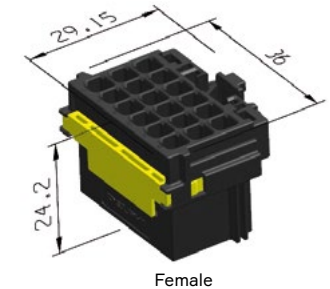

CONNECTOR PART NUMBERS

Description	V0 material part number	Non-V0 material part number	Mounting type	Index	Color
CTCS 6.3 F	-	33136690	None	A	Black
CTCS 6.3 F	-	33136691	None	B	Gray

Part numbers, specifications, dimensions and performance data in this document are for general references only and are subject to change without notice. To verify product information, please contact an Aptiv representative.

CTCS UNSEALED 2.8 18W

UNSEALED CONNECTION SYSTEM



APPLICATION

Inline or device
Cab

FEATURES

Material: Non-V0 (PA66-GF14)
Female mounting: Universal
Cable range: 2.8: 0.5-5.0mm²

PERFORMANCE

Temperature range: -40 to +85°C
Vibration (Sine/Random): n/a G / 2.17Grms
Sealing IP (IEC/ISO): 5 / 5K
Terminal retention: F>60N/10s

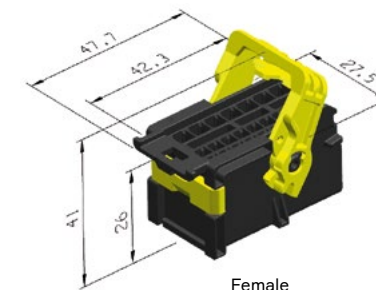

CONNECTOR PART NUMBERS

Description	V0 material part number	Non-V0 material part number	Mounting type	Index	Color
CTCS 2.8 F	-	35129604	Universal	A	Natural
CTCS 2.8 F	-	35129605	Universal	B	Gray
CTCS 2.8 F	-	33156624	Universal	C	Blue
CTCS 2.8 F	-	33156623	Universal	D	Purple

Part numbers, specifications, dimensions and performance data in this document are for general references only and are subject to change without notice. To verify product information, please contact an Aptiv representative.

CTCS UNSEALED 1.5/2.8 25W

UNSEALED CONNECTION SYSTEM



APPLICATION

Inline or device
Cab

FEATURES

Material:	Non-V0 (PBT-GF20)
Female mounting:	Universal
Cavity mix:	1.5(18) / 2.8(7)
Cable range:	1.5: 0.5-1.5mm ² 2.8: 0.5-5.0mm ²

PERFORMANCE

Temperature range:	-40 to +85°C
Vibration (Sine/Random):	n/a G / 2.17Grms
Sealing IP (IEC/ISO):	5 / 5K
Terminal retention:	F>60N/10s

CONNECTOR PART NUMBERS

Description	V0 material part number	Non-V0 material part number	Mounting type	Index	Color
CTCS 1.5/2.8 F	-	33219796	Universal	A	Black
CTCS 1.5/2.8 F	-	33219797	Universal	B	Gray
CTCS 1.5/2.8 F	-	33219798	Universal	C	Blue
CTCS 1.5/2.8 F	-	33219799	Universal	D	Green

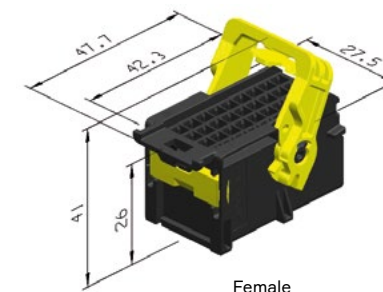

ACCESSORY PART NUMBERS

Accessory	V0 material part number	Non-V0 material part number	Angle	Size	Color	Required or optional
Secondary lock	-	33219801	-	-	Yellow	R

Part numbers, specifications, dimensions and performance data in this document are for general references only and are subject to change without notice. To verify product information, please contact an Aptiv representative.

CTCS UNSEALED 1.5 36W

UNSEALED CONNECTION SYSTEM



APPLICATION

Inline or device
Cab

FEATURES

Material: Non-V0 (PBT-GF20)
Female mounting: Universal
Cable range: 1.5: 0.5-1.5mm²

PERFORMANCE

Temperature range: -40 to +85°C
Vibration (Sine/Random): n/a G / 2.17Grms
Sealing IP (IEC/ISO): 5 / 5K
Terminal retention: F>60N/10s

CONNECTOR PART NUMBERS

Description	V0 material part number	Non-V0 material part number	Mounting type	Index	Color
CTCS 1.5 F	-	33252408	Universal	A	Brown
CTCS 1.5 F	-	33252409	Universal	B	Violet
CTCS 1.5 F	-	33252410	Universal	C	Green
CTCS 1.5 F	-	33252411	Universal	D	Dark Blue

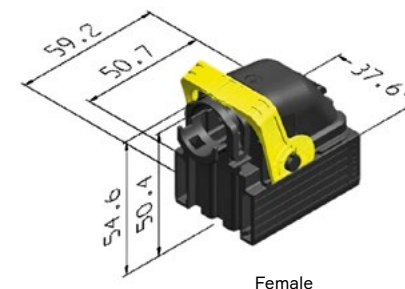

ACCESSORY PART NUMBERS

Accessory	V0 material part number	Non-V0 material part number	Angle	Size	Color	Required or optional
Secondary lock	-	33252407	-	-	Yellow	R

Part numbers, specifications, dimensions and performance data in this document are for general references only and are subject to change without notice. To verify product information, please contact an Aptiv representative.

CTCS SP 2.8 15W

SEALED CONNECTION SYSTEM



APPLICATION

Inline or device
Chassis or engine compartment

FEATURES

Material: V0 or Non-V0
Female mounting: Universal
Cable range: 2.8: 0.5-2.5mm²

PERFORMANCE

Temperature range: -40 to +120°C
Vibration (Sine/Random): 23.9G / 12.4Grms
Sealing IP (IEC/ISO): 67, 69 / 6K7, 6K9K
Terminal retention: F>60N/10s

CONNECTOR PART NUMBERS

Description	V0 material part number	Non-V0 material part number	Mounting type	Index	Color
CTCS 2.8 F	33276638	33188785	Universal	A	Black
CTCS 2.8 F	33276639	33188784	Universal	B	Natural
CTCS 2.8 F	33276640	33188783	Universal	C	Blue

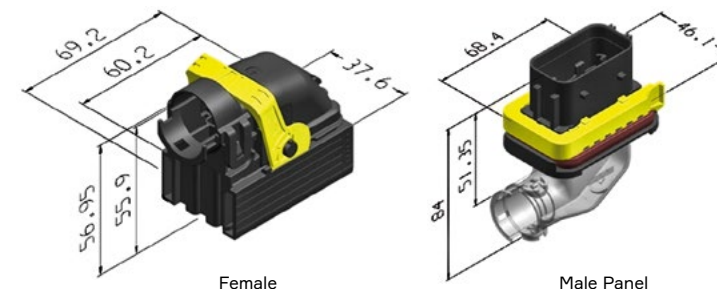

ACCESSORY PART NUMBERS

Accessory	V0 material part number	Non-V0 material part number	Angle	Size	Color	Required or optional
Female back shell/lever	33276642	33200044	90	-	Black	R

Part numbers, specifications, dimensions and performance data in this document are for general references only and are subject to change without notice. To verify product information, please contact an Aptiv representative.

CTCS SP 2.8 21W

SEALED CONNECTION SYSTEM



APPLICATION

Inline or device
Chassis or engine compartment

FEATURES

Material:	V0 or Non-V0
Female mounting:	Universal
Male mounting:	Panel
Cable range:	2.8: 0.5-2.5mm ²

PERFORMANCE

Temperature range:	-40 to +120°C
Vibration (Sine/Random):	23.9G / 12.4Grms
Sealing IP (IEC/ISO):	67, 69 / 6K7, 6K9K
Terminal retention:	F>60N/10s

CONNECTOR PART NUMBERS

Description	V0 material part number	Non-V0 material part number	Mounting type	Index	Color
CTCS 2.8 F	33276630	33101162	Universal	A	Black
CTCS 2.8 F	33276631	33101320	Universal	B	Natural
CTCS 2.8 F	33276632	33101321	Universal	C	Blue
CTCS 2.8 F	33276633	33101322	Universal	D	Purple
CTCS 2.8 M	33276634	33237993	Panel	A	Black
CTCS 2.8 M	33276635	33237994	Panel	B	Natural
CTCS 2.8 M	33276636	33237995	Panel	C	Blue
CTCS 2.8 M	33276637	33237996	Panel	D	Purple

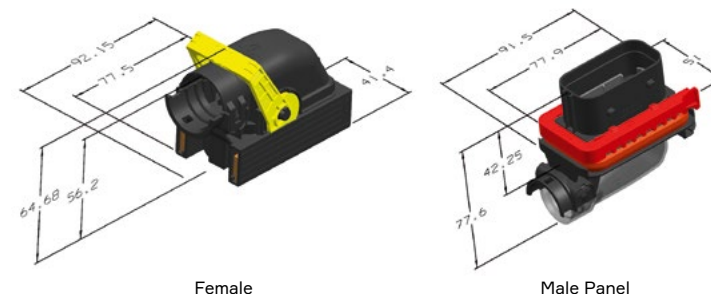

ACCESSORY PART NUMBERS

See **Accessory Section / group F** on page 49

Part numbers, specifications, dimensions and performance data in this document are for general references only and are subject to change without notice. To verify product information, please contact an Aptiv representative.

CTCS SP 1.5/2.8/6.3 26W

SEALED CONNECTION SYSTEM



APPLICATION

Inline or device
Chassis or engine compartment

FEATURES

Material:	V0 or Non-V0
Female mounting:	Universal
Male mounting:	Panel
Cavity mix:	1.5(12) / 2.8(12) / 6.3(2)
Cable range:	1.5: 0.5-1.0mm ² 2.8: 0.5-2.5mm ² 6.3: 0.5-6.0mm ²

PERFORMANCE

Temperature range:	-40 to +120°C
Vibration (Sine/Random):	23.9G / 12.4Grms
Sealing IP (IEC/ISO):	67, 69 / 6K7, 6K9K
Terminal retention:	F>60N/10s

CONNECTOR PART NUMBERS

Description	V0 material part number	Non-V0 material part number	Mounting type	Index	Color
CTCS 1.5/2.8/6.3 F	33283998	33207220	Universal	A	Black
CTCS 1.5/2.8/6.3 F	33283999	33207221	Universal	B	Gray
CTCS 1.5/2.8/6.3 F	33284000	33207222	Universal	C	Green
CTCS 1.5/2.8/6.3 F	33284001	33207223	Universal	D	Blue
CTCS 1.5/2.8/6.3 M	33284519	33207134	Panel	A	Black
CTCS 1.5/2.8/6.3 M	33284520	33207138	Panel	B	Gray
CTCS 1.5/2.8/6.3 M	33284521	33207143	Panel	C	Green
CTCS 1.5/2.8/6.3 M	33284522	33207144	Panel	D	Blue

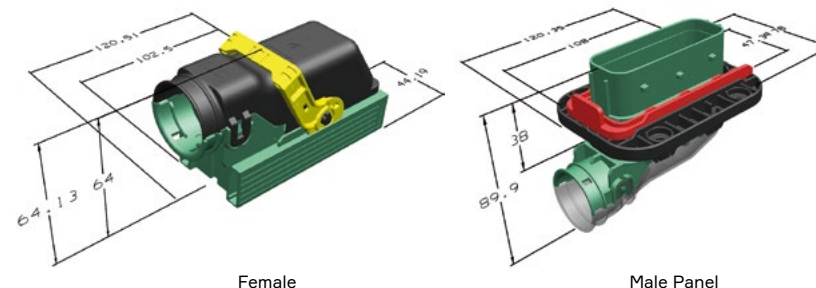

ACCESSORY PART NUMBERS

See **Accessory Section / group G** on page 49

Part numbers, specifications, dimensions and performance data in this document are for general references only and are subject to change without notice. To verify product information, please contact an Aptiv representative.

CTCS SP 2.8 39W

SEALED CONNECTION SYSTEM



APPLICATION

Inline or device
Chassis, engine compartment or on-engine

FEATURES

Material: V0 or Non-V0
Female mounting: Universal
Male mounting: Pass-thru Bracket
Cable range: 2.8: 0.5-2.5mm²

PERFORMANCE

Temperature range: -40 to +120°C
Vibration (Sine/Random): 23.9G / 12.4Grms
Sealing IP (IEC/ISO): 67, 69 / 6K7, 6K9K
Terminal retention: F>60N/10s

CONNECTOR PART NUMBERS

Description	V0 material part number	Non-V0 material part number	Mounting type	Index	Color
CTCS 2.8 F	33273782	33111401	Universal	A	Green
CTCS 2.8 F	33273783	33111402	Universal	B	Gray
CTCS 2.8 M	33276705	33198862	Pass-thru Bracket	A	Green
CTCS 2.8 M	33276706	33198863	Pass-thru Bracket	B	Gray

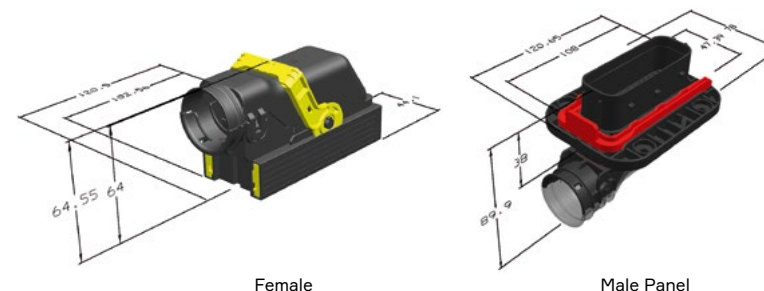
ACCESSORY PART NUMBERS

See **Accessory Section / group H** on page 49

Part numbers, specifications, dimensions and performance data in this document are for general references only and are subject to change without notice. To verify product information, please contact an Aptiv representative.

CTCS SP 1.5/2.8 62W

SEALED CONNECTION SYSTEM



APPLICATION

Inline or device
Chassis or engine compartment

FEATURES

Material:	V0 or Non-V0
Female mounting:	Universal
Male mounting:	Pass-thru Bracket
Cavity mix:	1.5(56)/2.8(6)
Cable range:	1.5: 0.5-1.0mm ² 2.8: 0.5-2.5mm ²

PERFORMANCE

Temperature range:	-40 to +120°C
Vibration (Sine/Random):	23.9G / 12.4Grms
Sealing IP (IEC/ISO):	67, 69 / 6K7, 6K9K
Terminal retention:	F>60N/10s

CONNECTOR PART NUMBERS

Description	V0 material part number	Non-V0 material part number	Mounting type	Index	Color
CTCS 1.5/2.8 F	33276711	33111606	Universal	A	Black
CTCS 1.5/2.8 F	33276712	33111612	Universal	B	Gray
CTCS 1.5/2.8 F	33276713	33111614	Universal	C	Green
CTCS 1.5/2.8 F	33276714	33111616	Universal	D	Blue
CTCS 1.5/2.8 M	33276719	33213199	Pass-thru Bracket	A	Black
CTCS 1.5/2.8 M	33276720	33213200	Pass-thru Bracket	B	Gray
CTCS 1.5/2.8 M	33276721	33213201	Pass-thru Bracket	C	Green
CTCS 1.5/2.8 M	33276722	33213202	Pass-thru Bracket	D	Blue

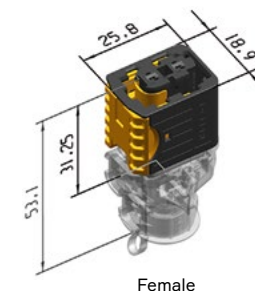

ACCESSORY PART NUMBERS

See **Accessory Section / group H** on page 49

Part numbers, specifications, dimensions and performance data in this document are for general references only and are subject to change without notice. To verify product information, please contact an Aptiv representative.

CTCS XP 1.5 2W

SEALED CONNECTION SYSTEM



APPLICATION

Inline or device
Chassis, engine compartment or on-engine

FEATURES

Material: V0 or Non-V0
Female mounting: Universal
Cable range: 1.5: 0.5-1.0mm²

PERFORMANCE

Temperature range: -40 to +140°C
Vibration (Sine/Random): 30.6G / 18Grms
Sealing IP (IEC/ISO): 67, 69 / 6K7, 6K9K
Terminal retention: F>60N/10s

CONNECTOR PART NUMBERS

Description	V0 material part number	Non-V0 material part number	Mounting type	Index	Color
CTCS 1.5 F	33253266	33344638	Universal	A	Black
CTCS 1.5 F	33253267	33344640	Universal	B	Gray
CTCS 1.5 F	33253268	33344641	Universal	C	Green
CTCS 1.5 F	33253269	33344673	Universal	D	Blue

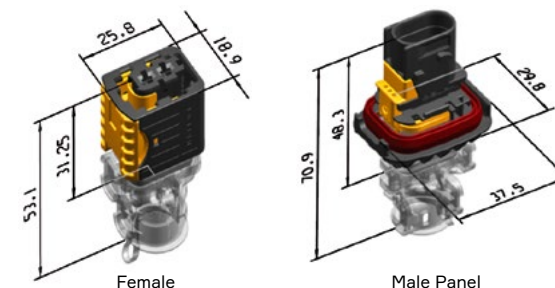
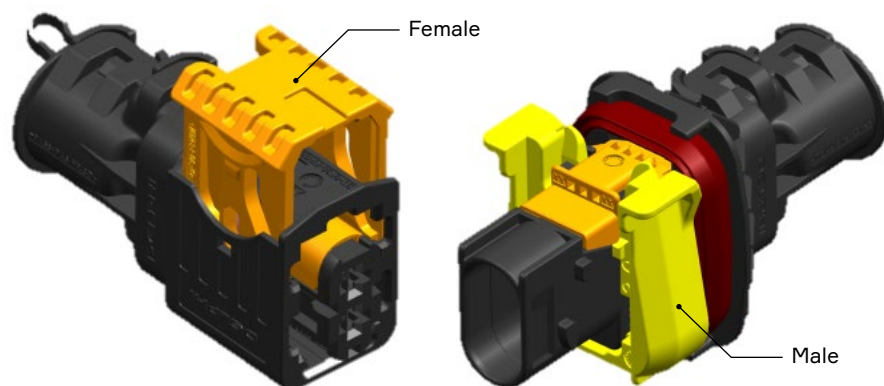
ACCESSORY PART NUMBERS

See **Accessory Section / group A** on page 47

Part numbers, specifications, dimensions and performance data in this document are for general references only and are subject to change without notice. To verify product information, please contact an Aptiv representative.

CTCS XP 2.8 2W

SEALED CONNECTION SYSTEM



APPLICATION

Inline or device
Chassis, engine compartment or on-engine

FEATURES

Material:	V0 or Non-V0
Female mounting:	Universal
Male mounting:	Panel
Cable range:	2.8: 0.5-2.5mm ²

PERFORMANCE

Temperature range:	-40 to +140°C
Vibration (Sine/Random):	30.6G / 18Grms
Sealing IP (IEC/ISO):	67, 69 / 6K7, 6K9K
Terminal retention:	F>60N/10s

CONNECTOR PART NUMBERS

Description	V0 material part number	Non-V0 material part number	Mounting type	Index	Color
CTCS 2.8 F	33253554	33344639	Universal	A	Black
CTCS 2.8 F	33253557	33344649	Universal	B	Gray
CTCS 2.8 F	33253560	33344650	Universal	C	Green
CTCS 2.8 F	33253563	33344652	Universal	D	Blue
CTCS 2.8 M	33254221	33344850	Panel	A	Black
CTCS 2.8 M	33254220	33344852	Panel	B	Gray
CTCS 2.8 M	33254108	33344868	Panel	C	Green
CTCS 2.8 M	33254107	33344877	Panel	D	Blue

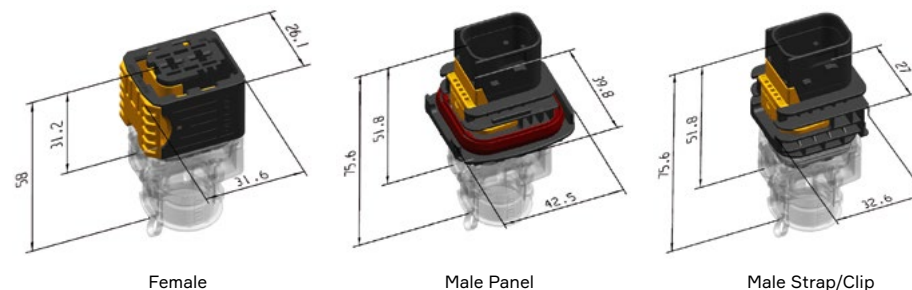

ACCESSORY PART NUMBERS

See **Accessory Section / group A** on page 47

Part numbers, specifications, dimensions and performance data in this document are for general references only and are subject to change without notice. To verify product information, please contact an Aptiv representative.

CTCS XP 6.3 2W

SEALED CONNECTION SYSTEM



APPLICATION

Inline or device
Chassis, engine compartment or on-engine

FEATURES

Material:	V0 or Non-V0
Female mounting:	Universal
Male mounting:	Panel or Strap/Clip
Cable range:	6.3: 0.5-6.0mm ²

PERFORMANCE

Temperature range:	-40 to +140°C
Vibration (Sine/Random):	30.6G / 18Grms
Sealing IP (IEC/ISO):	67, 69 / 6K7, 6K9K
Terminal retention:	F>60N/10s

CONNECTOR PART NUMBERS

Description	V0 material part number	Non-V0 material part number	Mounting type	Index	Color
CTCS 6.3 F	33285119	33346221	Universal	A	Black
CTCS 6.3 F	33341146	33347788	Universal	B	Gray
CTCS 6.3 F	33341398	33347816	Universal	C	Green
CTCS 6.3 F	33341399	33347802	Universal	D	Blue
CTCS 6.3 M	33285118	33346220	Panel	A	Black
CTCS 6.3 M	33341143	33347781	Panel	B	Gray
CTCS 6.3 M	33341144	33347782	Panel	C	Green
CTCS 6.3 M	33341145	33347783	Panel	D	Blue
CTCS 6.3 M	33341148	33347784	Strap/Clip	A	Black
CTCS 6.3 M	33341400	33347785	Strap/Clip	B	Gray
CTCS 6.3 M	33341401	33347786	Strap/Clip	C	Green
CTCS 6.3 M	33341402	33347787	Strap/Clip	D	Blue

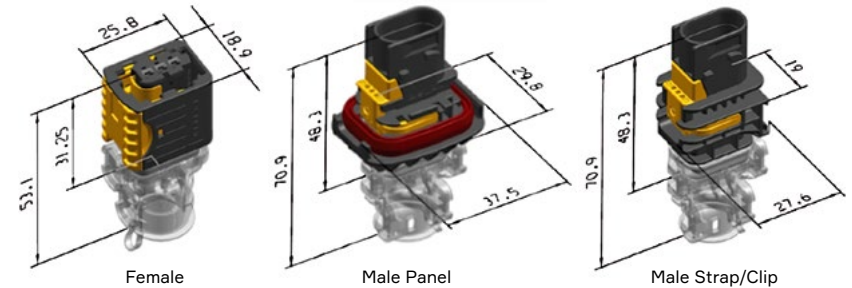

ACCESSORY PART NUMBERS

See **Accessory Section / group C** on page 48

Part numbers, specifications, dimensions and performance data in this document are for general references only and are subject to change without notice. To verify product information, please contact an Aptiv representative.

CTCS XP 1.5 3W

SEALED CONNECTION SYSTEM



APPLICATION

Inline or device
Chassis, engine compartment or on-engine

FEATURES

Material: V0 or Non-V0
Female mounting: Universal
Male mounting: Panel or Strap/Clip
Cable range: 1.5: 0.5-1.0mm²

PERFORMANCE

Temperature range: -40 to +140°C
Vibration (Sine/Random): 30.6G / 18Grms
Sealing IP (IEC/ISO): 67, 69 / 6K7, 6K9K
Terminal retention: F>60N/10s

CONNECTOR PART NUMBERS

Description	V0 material part number	Non-V0 material part number	Mounting type	Index	Color
CTCS 1.5 F	33253275	33344674	Universal	A	Black
CTCS 1.5 F	33253276	33344675	Universal	B	Gray
CTCS 1.5 F	33253277	33344676	Universal	C	Green
CTCS 1.5 F	33253551	33344635	Universal	D	Blue
CTCS 1.5 M	33254285	33344669	Panel	A	Black
CTCS 1.5 M	33254281	33344671	Panel	B	Gray
CTCS 1.5 M	33254267	33344672	Panel	C	Green
CTCS 1.5 M	33254231	33344827	Panel	D	Blue
CTCS 1.5 M	33254098	33344861	Strap/Clip	A	Black
CTCS 1.5 M	33254088	33344862	Strap/Clip	B	Gray
CTCS 1.5 M	33254085	33344863	Strap/Clip	C	Green
CTCS 1.5 M	33254084	33344864	Strap/Clip	D	Blue

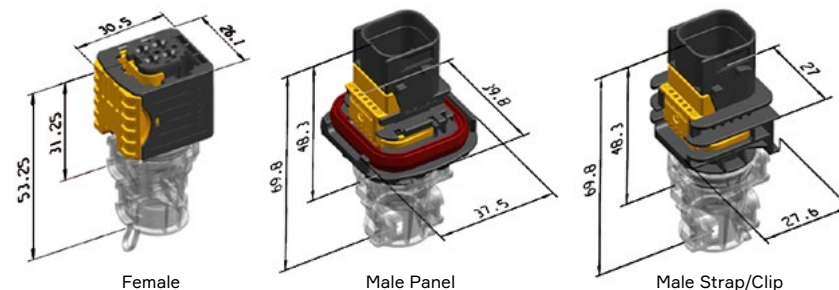

ACCESSORY PART NUMBERS

See **Accessory Section / group A** on page 47

Part numbers, specifications, dimensions and performance data in this document are for general references only and are subject to change without notice. To verify product information, please contact an Aptiv representative.

CTCS XP 2.8 4W

SEALED CONNECTION SYSTEM



APPLICATION

Inline or device
Chassis, engine compartment or on-engine

FEATURES

Material: V0 or Non-V0
Female mounting: Universal
Male mounting: Panel or Strap/Clip
Cable range: 2.8: 0.5-2.5mm²

PERFORMANCE

Temperature range: -40 to +140°C
Vibration (Sine/Random): 30.6G / 18Grms
Sealing IP (IEC/ISO): 67, 69 / 6K7, 6K9K
Terminal retention: F>60N/10s

CONNECTOR PART NUMBERS

Description	V0 material part number	Non-V0 material part number	Mounting type	Index	Color
CTCS 2.8 F	33308974	33346865	Universal	A	Black
CTCS 2.8 F	33308975	33346862	Universal	B	Gray
CTCS 2.8 F	33308976	33346860	Universal	C	Green
CTCS 2.8 F	33308977	33346858	Universal	D	Blue
CTCS 2.8 M	33308731	33346867	Panel	A	Black
CTCS 2.8 M	33308735	33347789	Panel	B	Gray
CTCS 2.8 M	33308962	33347791	Panel	C	Green
CTCS 2.8 M	33308973	33347794	Panel	D	Blue
CTCS 2.8 M	33308978	33346866	Strap/Clip	A	Black
CTCS 2.8 M	33308979	33347795	Strap/Clip	B	Gray
CTCS 2.8 M	33308980	33347798	Strap/Clip	C	Green
CTCS 2.8 M	33308981	33347799	Strap/Clip	D	Blue

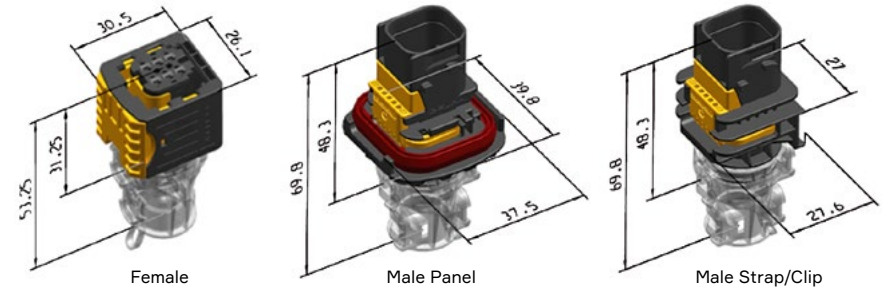
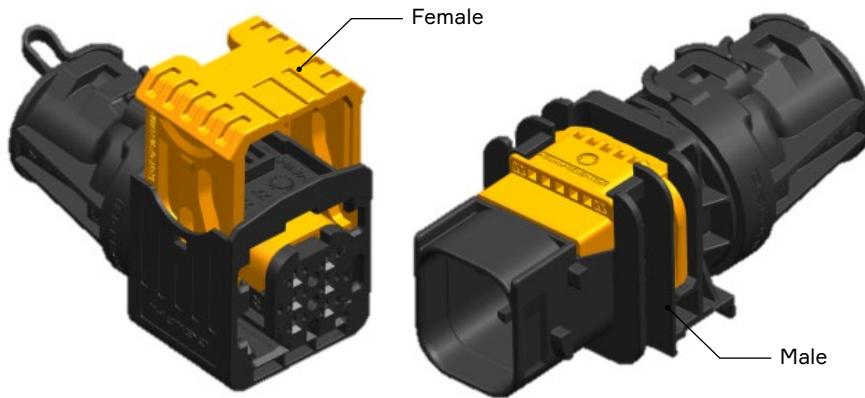
ACCESSORY PART NUMBERS

See **Accessory Section / group B** on page 47

Part numbers, specifications, dimensions and performance data in this document are for general references only and are subject to change without notice. To verify product information, please contact an Aptiv representative.

CTCS XP 1.5 6W

SEALED CONNECTION SYSTEM



APPLICATION

Inline or device
Chassis, engine compartment or on-engine

FEATURES

Material: V0 or Non-V0
Female mounting: Universal
Male mounting: Panel or Strap/Clip
Cable range: 1.5: 0.5-1.0mm²

PERFORMANCE

Temperature range: -40 to +140°C
Vibration (Sine/Random): 30.6G / 18Grms
Sealing IP (IEC/ISO): 67, 69 / 6K7, 6K9K
Terminal retention: F>60N/10s

CONNECTOR PART NUMBERS

Description	V0 material part number	Non-V0 material part number	Mounting type	Index	Color
CTCS 1.5 F	33308961	33346852	Universal	A	Black
CTCS 1.5 F	33308963	33347848	Universal	B	Gray
CTCS 1.5 F	33308964	33347849	Universal	C	Green
CTCS 1.5 F	33308965	33347850	Universal	D	Blue
CTCS 1.5 M	33308982	33347865	Panel	A	Black
CTCS 1.5 M	33308909	33347867	Panel	B	Gray
CTCS 1.5 M	33308910	33347868	Panel	C	Green
CTCS 1.5 M	33308911	33347869	Panel	D	Blue
CTCS 1.5 M	33308912	33347886	Strap/Clip	A	Black
CTCS 1.5 M	33308913	33347887	Strap/Clip	B	Gray
CTCS 1.5 M	33308914	33347888	Strap/Clip	C	Green
CTCS 1.5 M	33308915	33347889	Strap/Clip	D	Blue

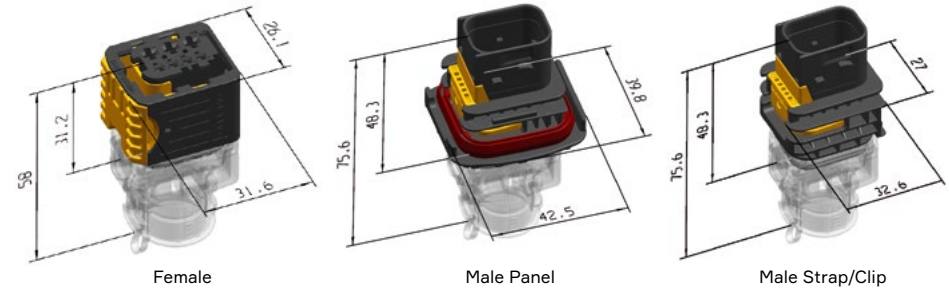

ACCESSORY PART NUMBERS

See **Accessory Section / group B** on page 47

Part numbers, specifications, dimensions and performance data in this document are for general references only and are subject to change without notice. To verify product information, please contact an Aptiv representative.

CTCS XP 1.5/2.8 7W

SEALED CONNECTION SYSTEM



APPLICATION

Inline or device
Chassis, engine compartment or on-engine

FEATURES

Material:	V0 or Non-V0
Female mounting:	Universal
Male mounting:	Panel or Strap/Clip
Cavity mix:	1.5(4) / 2.8(3)
Cable range:	1.5: 0.5-1.0mm ² 2.8: 0.5-2.5mm ²

PERFORMANCE

Temperature range:	-40 to +140°C
Vibration (Sine/Random):	30.6G / 18Grms
Sealing IP (IEC/ISO):	67, 69 / 6K7, 6K9K
Terminal retention:	F > 60N/10s

CONNECTOR PART NUMBERS

Description	V0 material part number	Non-V0 material part number	Mounting type	Index	Color
CTCS 1.5/2.8 F	33285164	33346265	Universal	A	Black
CTCS 1.5/2.8 F	33285165	33347851	Universal	B	Gray
CTCS 1.5/2.8 F	33285167	33347841	Universal	C	Green
CTCS 1.5/2.8 F	33285168	33347822	Universal	D	Blue
CTCS 1.5/2.8 M	33285120	33346256	Panel	A	Black
CTCS 1.5/2.8 M	33285146	33347542	Panel	B	Gray
CTCS 1.5/2.8 M	33285152	33347858	Panel	C	Green
CTCS 1.5/2.8 M	33285160	33347855	Panel	D	Blue
CTCS 1.5/2.8 M	33341403	33346260	Strap/Clip	A	Black
CTCS 1.5/2.8 M	33341405	33347854	Strap/Clip	B	Gray
CTCS 1.5/2.8 M	33341406	33347853	Strap/Clip	C	Green
CTCS 1.5/2.8 M	33341407	33347852	Strap/Clip	D	Blue

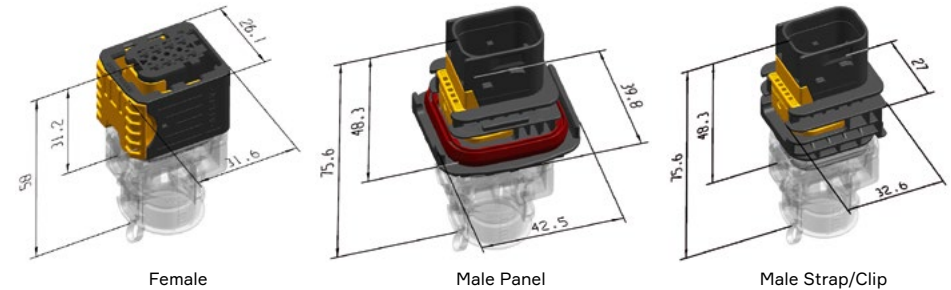

ACCESSORY PART NUMBERS

See **Accessory Section / group C** on page 48

Part numbers, specifications, dimensions and performance data in this document are for general references only and are subject to change without notice. To verify product information, please contact an Aptiv representative.

CTCS XP 1.5 8W

SEALED CONNECTION SYSTEM



APPLICATION

Inline or device
Chassis, engine compartment or on-engine

FEATURES

Material: V0 or Non-V0
Female mounting: Universal
Male mounting: Panel or Strap/Clip
Cable range: 1.5: 0.5-1.0mm²

PERFORMANCE

Temperature range: -40 to +140°C
Vibration (Sine/Random): 30.6G / 18Grms
Sealing IP (IEC/ISO): 67, 69 / 6K7, 6K9K
Terminal retention: F>60N/10s

CONNECTOR PART NUMBERS

Description	V0 material part number	Non-V0 material part number	Mounting type	Index	Color
CTCS 1.5 F	33341417	33346281	Universal	A	Black
CTCS 1.5 F	33341418	33347538	Universal	B	Gray
CTCS 1.5 F	33341419	33347539	Universal	C	Green
CTCS 1.5 F	33341420	33347541	Universal	D	Blue
CTCS 1.5 M	33341408	33346266	Panel	A	Black
CTCS 1.5 M	33341409	33347518	Panel	B	Gray
CTCS 1.5 M	33341410	33347519	Panel	C	Green
CTCS 1.5 M	33341411	33347530	Panel	D	Blue
CTCS 1.5 M	33341413	33347532	Strap/Clip	A	Black
CTCS 1.5 M	33341414	33347533	Strap/Clip	B	Gray
CTCS 1.5 M	33341415	33347535	Strap/Clip	C	Green
CTCS 1.5 M	33341416	33347537	Strap/Clip	D	Blue

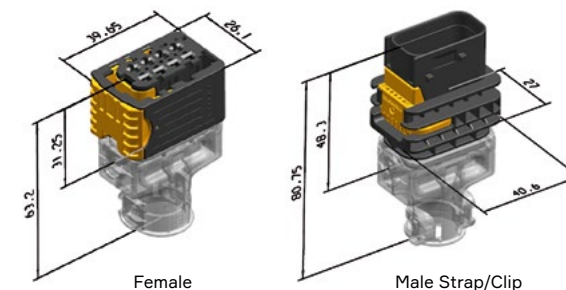
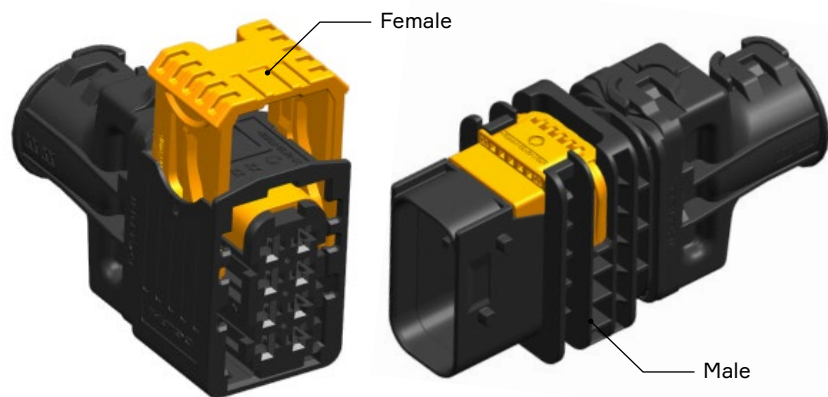
ACCESSORY PART NUMBERS

See **Accessory Section / group C** on page 48

Part numbers, specifications, dimensions and performance data in this document are for general references only and are subject to change without notice. To verify product information, please contact an Aptiv representative.

CTCS XP 2.8 8W

SEALED CONNECTION SYSTEM



APPLICATION

Inline or device
Chassis, engine compartment or on-engine

FEATURES

Material: V0 or Non-V0
Female mounting: Universal
Male mounting: Panel or Strap/Clip
Cable range: 1.5: 0.5-1.0mm²

PERFORMANCE

Temperature range: -40 to +140°C
Vibration (Sine/Random): 30.6G / 18Grms
Sealing IP (IEC/ISO): 67, 69 / 6K7, 6K9K
Terminal retention: F>60N/10s

CONNECTOR PART NUMBERS

Description	V0 material part number	Non-V0 material part number	Mounting type	Index	Color
CTCS 2.8 F	33343499	33350336	Universal	A	Black
CTCS 2.8 F	33343508	33350418	Universal	B	Gray
CTCS 2.8 F	33343688	33350416	Universal	C	Green
CTCS 2.8 F	33343686	33350413	Universal	D	Blue
CTCS 2.8 M	35015736	35015732	Strap/Clip	A	Black
CTCS 2.8 M	35015735	35015739	Strap/Clip	B	Gray
CTCS 2.8 M	35015734	35015738	Strap/Clip	C	Green
CTCS 2.8 M	35015733	35015737	Strap/Clip	D	Blue

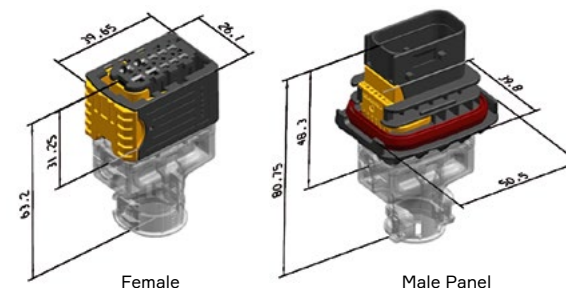

ACCESSORY PART NUMBERS

See **Accessory Section / group D** on page 48

Part numbers, specifications, dimensions and performance data in this document are for general references only and are subject to change without notice. To verify product information, please contact an Aptiv representative.

CTCS XP 1.5/2.8 10W

SEALED CONNECTION SYSTEM



APPLICATION

Inline or device
Chassis, engine compartment or on-engine

FEATURES

Material:	V0 or Non-V0
Female mounting:	Universal
Male mounting:	Panel
Cavity mix:	1.5(6) / 2.8(4)
Cable range:	1.5: 0.5-1.0mm ² 2.8: 0.5-2.5mm ²

PERFORMANCE

Temperature range:	-40 to +140°C
Vibration (Sine/Random):	30.6G / 18Grms
Sealing IP (IEC/ISO):	67, 69 / 6K7, 6K9K
Terminal retention:	F>60N/10s

CONNECTOR PART NUMBERS

Description	V0 material part number	Non-V0 material part number	Mounting type	Index	Color
CTCS 1.5/2.8 F	33344008	33350438	Universal	A	Black
CTCS 1.5/2.8 F	33344013	33350257	Universal	B	Gray
CTCS 1.5/2.8 F	33344014	33350258	Universal	C	Green
CTCS 1.5/2.8 F	33344017	33350259	Universal	D	Blue
CTCS 1.5/2.8 M	33343722	33350430	Panel	A	Black
CTCS 1.5/2.8 M	33343766	33350431	Panel	B	Gray
CTCS 1.5/2.8 M	33343767	33350432	Panel	C	Green
CTCS 1.5/2.8 M	33343773	33350433	Panel	D	Blue

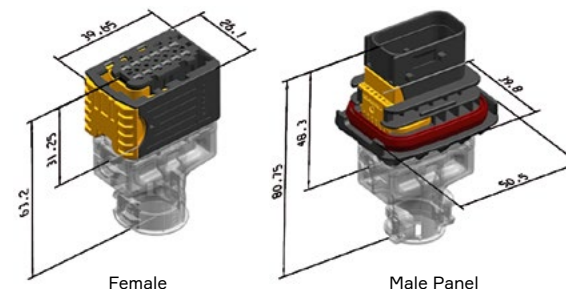
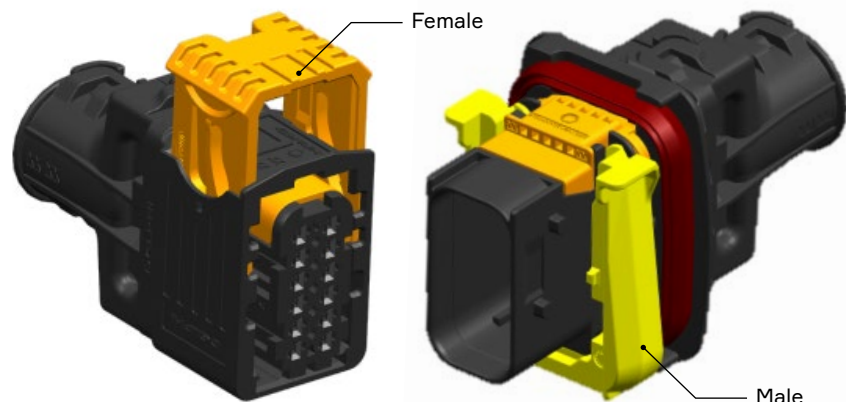
ACCESSORY PART NUMBERS

See **Accessory Section / group D** on page 48

Part numbers, specifications, dimensions and performance data in this document are for general references only and are subject to change without notice. To verify product information, please contact an Aptiv representative.

CTCS XP 1.5 12W

SEALED CONNECTION SYSTEM



APPLICATION

Inline or device
Chassis, engine compartment or on-engine

FEATURES

Material:	V0 or Non-V0
Female mounting:	Universal
Male mounting:	Panel
Cable range:	1.5: 0.5-1.0mm ²

PERFORMANCE

Temperature range:	-40 to +140°C
Vibration (Sine/Random):	30.6G / 18Grms
Sealing IP (IEC/ISO):	67, 69 / 6K7, 6K9K
Terminal retention:	F>60N/10s

CONNECTOR PART NUMBERS

Description	V0 material part number	Non-V0 material part number	Mounting type	Index	Color
CTCS 1.5 F	33340130	33350122	Universal	A	Black
CTCS 1.5 F	33339571	33350276	Universal	B	Gray
CTCS 1.5 F	33340234	33350334	Universal	C	Green
CTCS 1.5 F	33340235	33350335	Universal	D	Blue
CTCS 1.5 M	33340243	33350115	Panel	A	Black
CTCS 1.5 M	33340244	33350117	Panel	B	Gray
CTCS 1.5 M	33340246	33350119	Panel	C	Green
CTCS 1.5 M	33340247	33350121	Panel	D	Blue

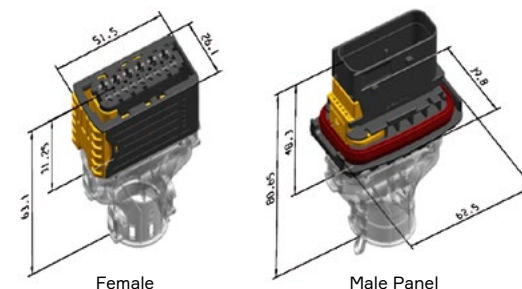
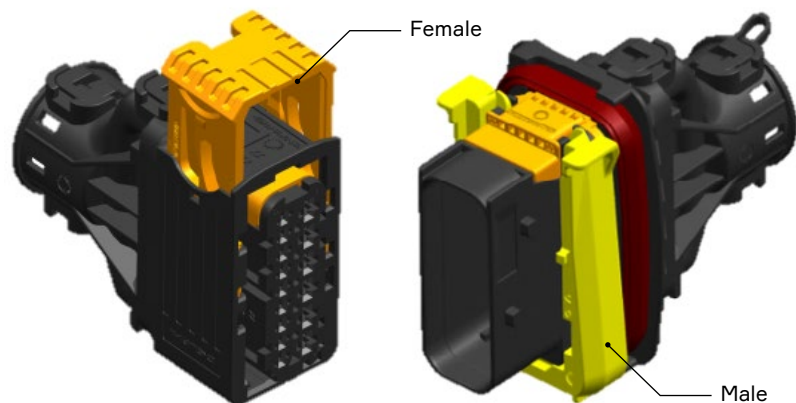
ACCESSORY PART NUMBERS

See **Accessory Section / group D** on page 48

Part numbers, specifications, dimensions and performance data in this document are for general references only and are subject to change without notice. To verify product information, please contact an Aptiv representative.

CTCS XP 1.5/2.8 15W

SEALED CONNECTION SYSTEM



APPLICATION

Inline or device
Chassis, engine compartment or on-engine

FEATURES

Material:	V0 or Non-V0
Female mounting:	Universal
Male mounting:	Panel
Cavity mix:	1.5(9) / 2.8(6)
Cable range:	1.5: 0.5-1.0mm ² 2.8: 0.5-2.5mm ²

PERFORMANCE

Temperature range:	-40 to +140°C
Vibration (Sine/Random):	30.6G / 18Grms
Sealing IP (IEC/ISO):	67, 69 / 6K7, 6K9K
Terminal retention:	F>60N/10s

CONNECTOR PART NUMBERS

Description	V0 material part number	Non-V0 material part number	Mounting type	Index	Color
CTCS 1.5/2.8 F	33344005	33347873	Universal	A	Black
CTCS 1.5/2.8 F	33344006	33349153	Universal	B	Gray
CTCS 1.5/2.8 F	33344007	33349154	Universal	C	Green
CTCS 1.5/2.8 F	33348730	33349669	Universal	D	Blue
CTCS 1.5/2.8 M	33343701	33349151	Panel	A	Black
CTCS 1.5/2.8 M	33343703	33347894	Panel	B	Gray
CTCS 1.5/2.8 M	33343715	33347870	Panel	C	Green
CTCS 1.5/2.8 M	33348727	33349152	Panel	D	Blue

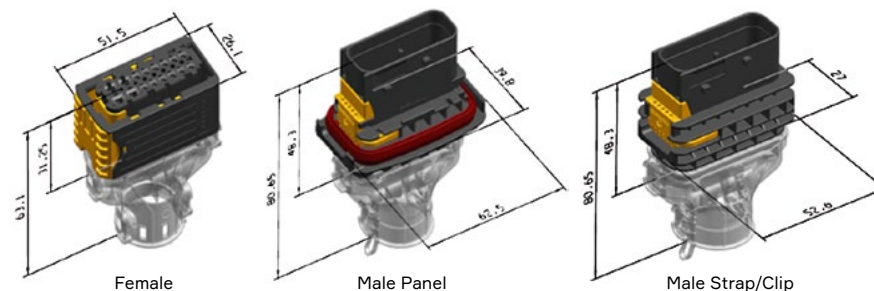

ACCESSORY PART NUMBERS

See **Accessory Section / group E** on page 48

Part numbers, specifications, dimensions and performance data in this document are for general references only and are subject to change without notice. To verify product information, please contact an Aptiv representative.

CTCS XP 1.5/2.8 16W

SEALED CONNECTION SYSTEM



APPLICATION

Inline or device
Chassis, engine compartment or on-engine

FEATURES

Material:	V0 or Non-V0
Female mounting:	Universal
Male mounting:	Panel or Strap/Clip
Cavity mix:	1.5(12) / 2.8(4)
Cable range:	1.5: 0.5-1.0mm ² 2.8: 0.5-2.5mm ²

PERFORMANCE

Temperature range:	-40 to +140°C
Vibration (Sine/Random):	30.6G / 18Grms
Sealing IP (IEC/ISO):	67, 69 / 6K7, 6K9K
Terminal retention:	F>60N/10s

CONNECTOR PART NUMBERS

Description	V0 material part number	Non-V0 material part number	Mounting type	Index	Color
CTCS 1.5/2.8 F	33285172	33347875	Universal	A	Black
CTCS 1.5/2.8 F	33342239	33349150	Universal	B	Gray
CTCS 1.5/2.8 F	33342249	33349606	Universal	C	Green
CTCS 1.5/2.8 F	33342262	33349607	Universal	D	Blue
CTCS 1.5/2.8 F	33285171	33347859	Panel	A	Black
CTCS 1.5/2.8 M	33342231	33349698	Panel	B	Gray
CTCS 1.5/2.8 M	33342238	33349702	Panel	C	Green
CTCS 1.5/2.8 M	33342241	33349145	Panel	D	Blue
CTCS 1.5/2.8 M	33342243	33347860	Strap/Clip	A	Black
CTCS 1.5/2.8 M	33342248	33349147	Strap/Clip	B	Gray
CTCS 1.5/2.8 M	33342251	33349148	Strap/Clip	C	Green
CTCS 1.5/2.8 M	33342236	33349149	Strap/Clip	D	Blue

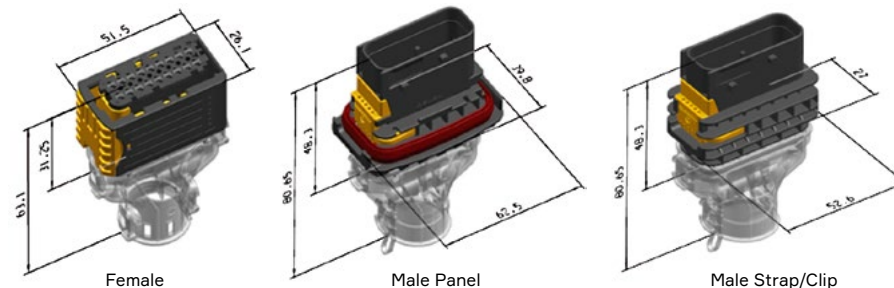
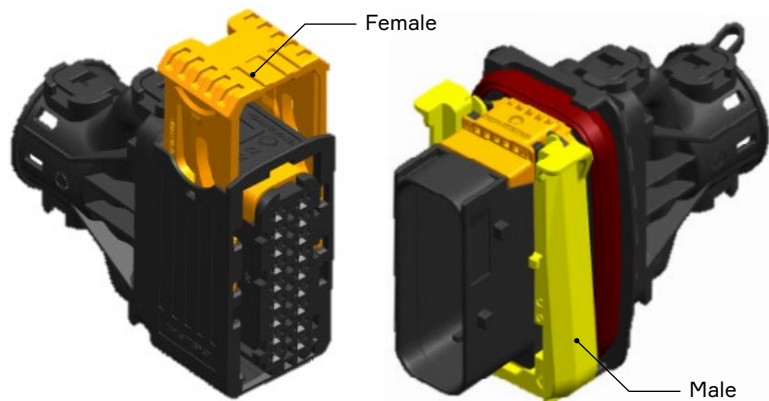
ACCESSORY PART NUMBERS

See **Accessory Section / group E** on page 48

Part numbers, specifications, dimensions and performance data in this document are for general references only and are subject to change without notice. To verify product information, please contact an Aptiv representative.

CTCS XP 1.5 18W

SEALED CONNECTION SYSTEM



APPLICATION

Inline or device
Chassis, engine compartment or on-engine

FEATURES

Material: V0 or Non-V0
Female mounting: Universal
Male mounting: Panel or Strap/Clip
Cable range: 1.5: 0.5-1.0mm²

PERFORMANCE

Temperature range: -40 to +140°C
Vibration (Sine/Random): 30.6G / 18Grms
Sealing IP (IEC/ISO): 67, 69 / 6K7, 6K9K
Terminal retention: F>60N/10s

CONNECTOR PART NUMBERS

Description	V0 material part number	Non-V0 material part number	Mounting type	Index	Color
CTCS 1.5 F	33342277	33347876	Universal	A	Black
CTCS 1.5 F	33342279	33347893	Universal	B	Gray
CTCS 1.5 F	33342280	33348731	Universal	C	Green
CTCS 1.5 F	33342281	33348732	Universal	D	Blue
CTCS 1.5 M	33342293	33347872	Panel	A	Black
CTCS 1.5 M	33342294	33349684	Panel	B	Gray
CTCS 1.5 M	33342295	33349696	Panel	C	Green
CTCS 1.5 M	33342300	33349700	Panel	D	Blue
CTCS 1.5 M	33342234	33347874	Strap/Clip	A	Black
CTCS 1.5 M	33342245	33349707	Strap/Clip	B	Gray
CTCS 1.5 M	33342250	33349711	Strap/Clip	C	Green
CTCS 1.5 M	33342261	33349712	Strap/Clip	D	Blue

ACCESSORY PART NUMBERS

See **Accessory Section / group E** on page 48

Part numbers, specifications, dimensions and performance data in this document are for general references only and are subject to change without notice. To verify product information, please contact an Aptiv representative.

ACCESSORIES

ACCESSORY PART NUMBERS – GROUP A

Accessory	V0 material part number	Non-V0 material part number	Orientation	Size	Color	Required or optional
Back shell	33248838	33344598	180°	8.5	Black	O
Back shell	33306181	33344597	90°	8.5	Black	O
Fixing slide	33329561	33344600	-	3.5	Gray	O
Fixing slide	33329560	33344602	-	3.0	Yellow	O
Fixing slide	33329558	33344019	-	2.5	Red	O
Protection cap for female	33312671	33387232	-	-	Black	O
Protection cap for male	33312674	33387247	-	-	Black	O

ACCESSORY PART NUMBERS – GROUP B

Accessory	V0 material part number	Non-V0 material part number	Orientation	Size	Color	Required or optional
Back shell	33309876	33347494	180°	7.5	Black	O
Back shell	33309876	33347494	90°	7.5	Black	O
Back shell	33309880	33347502	180°	8.5	Black	O
Back shell	33309877	33347498	90°	8.5	Black	O
Back shell	33309879	33347505	180°	10	Black	O
Back shell	33309878	33346482	90°	10	Black	O
Back shell	33309874	33347322	180°	Universal	Black	O
Back shell	33309875	33347325	90°	Universal	Black	O
Back shell	33309881	33347517	180°	4/7 Hose	Black	O
Back shell	33309873	33347506	90°	4/7 Hose	Black	O
Back shell	33309887	33347525	180°	4/7 Cable 5.2-6.5	Black	O
Back shell	33309885	33347520	90°	4/7 Cable 5.2-6.5	Black	O
Back shell	33309888	33347531	180°	4/7 Cable 6.0-9.5	Black	O
Back shell	33309886	33347529	90°	4/7 Cable 6.0-9.5	Black	O
Fixing slide	33308603	33347321	-	3.5	Gray	O
Fixing slide	33308602	33347319	-	3.0	Yellow	O
Fixing slide	33308600	33347318	-	2.5	Red	O
Protection cap for female	33308723	33348556	-	-	Black	O
Protection cap for male	33387248	33387249	-	-	Black	O

Part numbers, specifications, dimensions and performance data in this document are for general references only and are subject to change without notice. To verify product information, please contact an Aptiv representative.

ACCESSORIES

ACCESSORY PART NUMBERS – GROUP C

Accessory	V0 material part number	Non-V0 material part number	Orientation	Size	Color	Required or optional
Back shell	33283430	33344881	180°	13	Black	O
Back shell	33341421	33344882	90°	13	Black	O
Fixing slide	33341423	33344871	-	3.5	Gray	O
Fixing slide	33341422	33344870	-	3.0	Yellow	O
Fixing slide	33282490	33344869	-	2.5	Red	O
Protection cap for female	33387226	33387227	-	-	Black	O
Protection cap for male	33387223	33387250	-	-	Black	O

ACCESSORY PART NUMBERS – GROUP D

Accessory	V0 material part number	Non-V0 material part number	Orientation	Size	Color	Required or optional
Back shell	33339906	33349715	180°	13	Black	O
Back shell	33342240	33349716	90°	13	Black	O
Fixing slide	33339588	33350046	-	3.0	Yellow	O
Fixing slide	33339587	33350042	-	2.5	Red	O
Fixing slide	33339586	33350096	-	1.5	Gray	O
Fixing slide	33342242	33350093	-	1.0	Natural	O
Protection cap for female	33387222	33387224	-	-	Black	O
Protection cap for male	33387225	33387251	-	-	Black	O

ACCESSORY PART NUMBERS – GROUP E

Accessory	V0 material part number	Non-V0 material part number	Orientation	Size	Color	Required or optional
Back shell	33283431	33348058	180°	17	Black	O
Back shell	33342229	33348055	90°	17	Black	O
Fixing slide	33341424	33348136	-	3.5	Gray	O
Fixing slide	33325396	33348135	-	3.0	Yellow	O
Fixing slide	33283296	33348133	-	2.5	Red	O
Fixing slide	33341425	33348137	-	1.5	Gray	O
Protection cap for female	33387217	33387220	-	-	Black	O
Protection cap for male	33387253	33387252	-	-	Black	O

Part numbers, specifications, dimensions and performance data in this document are for general references only and are subject to change without notice. To verify product information, please contact an Aptiv representative.

ACCESSORIES

ACCESSORY PART NUMBERS – GROUP F

Accessory	V0 material part number	Non-V0 material part number	Orientation	Size	Color	Required or optional
Female back shell/lever	33276641	33106893	90°	-	Black	R
Male back shell	33276607	33241970	90°	-	Black	O
Fixing slide	-	33165028	-	3.5	Brown	O
Fixing slide	-	33165027	-	3.0	Red	O
Fixing slide	-	33165026	-	2.5	Yellow	O

ACCESSORY PART NUMBERS – GROUP G

Accessory	V0 material part number	Non-V0 material part number	Orientation	Size	Color	Required or optional
Female back shell/lever	33284004	33207232	90°	-	Black	R
Male back shell	33284528	33206631	90°	-	Black	O
Fixing slide	-	33207032	-	2.5	Red	O
Fixing slide	-	33239665	-	3.0	Yellow	O

ACCESSORY PART NUMBERS – GROUP H

Accessory	V0 material part number	Non-V0 material part number	Orientation	Size	Color	Required or optional
Female back shell/lever	33273779	33111591	90°	-	Black	R
Male back shell	33273791	33204328	90°	-	Black	O
Fixing slide	-	33204326	-	-	Red	O
Pass-thru bracket	-	33204327	-	-	Black	O

Part numbers, specifications, dimensions and performance data in this document are for general references only and are subject to change without notice. To verify product information, please contact an Aptiv representative.

A

For more information

VISIT APTIV.COM →

C

Connect



  ID: Aptiv_China

D

Download



**Asia Pacific
Regional Operations**

200 Yuanguo Road Anting,
Jiading District
Shanghai, 201814 China
Tel: (86) 21.5956.2200

**Europe
Customer Center**

ZI des longs Réages, 28230 Épernon
France
Tel: (33) 237.187.600
Germany
Tel: (49) 202.291.0

**North America
Customer Center**

5725 Innovation Drive Troy,
Michigan 48098-2815
USA
Tel: (1) 248.813.2000

**South America
Regional Operations**

APTIV Automotive Systems
do Brasil Ltda.
Rod. dos Tamoios, Km 21,8
Jambeiro, Sao Paulo 12270-000 Brazil
Tel: (55) 12.3978.2098

CS-SP29-CTCS-En0519