

Micro-Lock Plus 1.25mm-Pitch Connector System ➤

Ideal for compact applications, the Micro-Lock Plus 1.25mm-Pitch Connector System provides electrical and mechanical reliability, design flexibility and secure mating retention to overcome challenges in high-temperature designs.

FEATURES AND ADVANTAGES

Provides secure mating retention.

Ensures proper mating

Wide positive latch that delivers audible click

Strengthens lock for more reliable connection

Inner lock for dual-row version; outer lock for single-row version and delivers secure mating retention

Meets other industry requirements.

Withstands harsh environments

Withstands up to 105°C operating temperature

Offers design flexibility

A wire-to-wire solution and single and dual rows, 2 to 42 circuits, vertical and horizontal plug configurations

Provides secure PCB retention and strain relief to solder joints

Robust metal solder tab

Offers secure contact and terminal retention


Dual-contact terminal design

Reduces assembly error that results in terminal back-outs; helps ensure secure terminal retention;


can use existing mating parts
Optional terminal position assurance (TPA)

Helps prevent dust and moisture ingress

Potting liquid (up to 6.00mm height)
Note: more potting information [here](#).



NEW
FEATURE



Micro-Lock Plus 1.25mm Wire-to-Wire/Wire-to-Board Single-Row Connector

Micro-Lock Plus 1.25mm Wire-to-Wire/Wire-to-Board Dual-Row Connector

Micro-Lock Plus 1.25mm TPA Retainer

Micro-Lock Plus 1.25mm TPA Terminal

Micro-Lock Plus 1.25mm-Pitch Connector System

MARKETS AND APPLICATIONS

Datacom

Servers

Appliances

- White goods
- Gaming machines
- Drones
- Air conditioners
- Laser printers
- Vacuum cleaners
- Desktop PCs
- Power tools

Automotive

- Steering wheel, paddle shift, combination switches
- Internal connection with other units



Air Conditioners



White Goods




Steering Wheel Switches



Servers



Drones



Industrial Automation

SPECIFICATIONS 1.25MM

Reference Information

- Packaging: Reel (Terminal); Embossed (Header Assembly); Bag (Receptacle Housing);
- Mates with: Micro-Lock Plus Connectors
- Designed In: Millimeters
- RoHS: Yes
- Low Halogen: Yes *Depends on series number

Electrical

- Voltage (max.): 50V
- Current (max.): 3.6A/Single (2 circuit/AWG 26) 2.4A/Dual (8 circuit/AWG 26)
- Contact Resistance (max.): 20 milliohms
- Dielectric Withstanding Voltage: 500V AC
- Insulation Resistance (min.): 100 Megohms

Physical

- Housing: Receptacle – PBT Header – PA
- Crimp terminal: Copper alloy, Tin or Au plating
- Header pin: Copper alloy, Tin Bismuth or Au plating
- Operating Temperature: -40 to +105 °C

Mechanical

- Durability (max.): 30 Cycles
- Crimp Terminal Insertion Force (max.): 4.9N
- Crimp Terminal Retention Force (min.): 9.8N
- Crimping Pull Out Force: 19.6N (min.) (AWG 26)
- Housing Lock Strength: 68.6N(min.) (Single 14-16 circuits) / 98.0N(min.) (Dual 38-42 circuits)

Single

AWG#	Amps [A]		
	2-circuit	8-circuit	16-circuit
26	3.6	2.4	2.2
28	3.1	2.1	1.8
30	2.8	1.8	1.5

Dual

AWG#	Amps [A]				
	8-circuit	16-circuit	24-circuit	32-circuit	42-circuit
26	2.4	1.8	1.7	1.6	1.5
28	2.1	1.6	1.5	1.4	1.3
30	1.8	1.4	1.3	1.2	1.1

Micro-Lock Plus 1.25mm-Pitch Connector System

ORDERING INFORMATION

Series No.	Pitch (mm)	Component	Plating	AWG
505431	1.25	Receptacle Terminal	Tin/Gold	26
214524		Wire-to-Wire Plug Crimp Terminal	Tin	28
214529		TPA Crimp Terminal		30

Series No.	Pitch (mm)	Component	Circuits	Rows	Cover Type
505565	1.25	Receptacle Housing	2 to 16	Single	No
505432			8 to 42	Dual	
214525		Wire-to-Wire Plug Housing	2 to 9	Single	
214526		TPA Receptacle Housing		8 to 24	
214527					

Series No.	Pitch (mm)	Component	Circuits	Plating	Rows	Cover Type
505567	1.25	Right-Angle Header	2 to 16	Tin/Gold	Single	No
505568		Vertical Header				Yes (-xx31, -xx51, -xx71, -xx81)
505448		Right-Angle Header	8 to 24		Dual	No
505433		Vertical Header				Yes (-xx31, -xx51, -xx81, -xx91) No (-xx21, -xx41, -xx61, -xx71)

*Allowable current is different by combination

www.molex.com/link/microlockplus.html