

Murata Power Solutions

DC-DC converters for medical applications

Designed for safety and reliability




Designed for reliability

Murata's range of DC-DC converters for healthcare applications offer various levels of medical safety agency recognition - in consideration of both the safety of the patient and the operator. They also feature low barrier capacitance to serve the medical application requirement of low leakage current.

Applications


- MRI
- X-Ray
- Ultra Sound
- Blood Pressure monitors
- Telehealth and remote health monitoring systems
- Infusion Pumps
- CPAP machines
- Equipment cable isolation
- Robotics



NXJ1

Features

- 3.3V, 5V & 12V Inputs
- 3.3V, 5V, 12V & 15V Outputs
- Patent protected
- UL60950 recognised
 - Reinforced insulation to a working voltage of 200Vrms
 - Basic insulation to a working voltage of 250Vrms
- ANSI/AAMI ES60601-1 recognised
 - 1 MOPP to a working voltage of 250Vrms
- Isolation test voltage 4.2kVDC
- Up to 110°C operating temperature
- Short circuit protection
- Substrate embedded transformer
- Low profile
- Industry standard footprint
- Halogen free




NXJ2

Features

- 5V, 12V & 24V Inputs
- 5V, 12V & 15V Outputs
- Patent protected
- UL60950 recognition pending
 - Reinforced insulation to a working voltage of 250Vrms
- ANSI/AAMI ES60601-1 recognised
 - 1 MOPP & 2 MOOP to a working voltage of 250Vrms
- Isolation test voltage 5.2kVDC
- 85°C operating temperature
- Short circuit protection
- Substrate embedded transformer
- Low profile
- Industry standard footprint
- Halogen free


NXE1 & NXE2



Features

- 3.3V, 5V, & 12V Inputs
- 3.3V, 5V, 12V & 15V Outputs
- Patent protected
- UL60950 recognised
 - Reinforced insulation to a working voltage of 125Vrms
 - Basic insulation to a working voltage of 250Vrms
- ANSI/AAMI ES60601-1 recognised
 - 1 MOPP to a working voltage of 250Vrms
- Isolation test voltage 3kVDC
- 85°C operating temperature
- Short circuit protection
- Substrate embedded transformer
- Automate manufacture
- Low profile
- Industry standard footprint
- Halogen free

MGJ1



Features

- 5V, 12V, 15V & 24V
- +15V/-9V, +15V/-5V & +19V/-5V Outputs
- Patent protected
- UL60950 recognised
 - Reinforced insulation to a working voltage of 250Vrms
- ANSI/AAMI ES60601-1 recognised
 - 2 MOPP to a working voltage of 250Vrms
- DC link voltage 3kVDC
- Isolation test voltage 5.7kVDC
- 105°C Operating temperature
- Optimised bipolar output voltages for IGBT/SiC & MOSFET gate drives
- Ultra-low coupling capacitor 3pF
- Creepage and clearance 9 mm

MGJ6 half, full and 3-phase

Features




- 5V, 12V, & 24V
- 24V Outputs
- Patent protected
- UL60950 recognised
 - Reinforced insulation to a working voltage of 250Vrms
- ANSI/AAMI ES60601-1 recognised
 - 2 MOPP to a working voltage of 250Vrms
- DC link voltage 3kVDC
- Isolation test voltage 5.7kVDC
- 105°C Operating temperature
- Optimised bipolar output voltages for IGBT/SiC & MOSFET gate drives
- Ultra-low coupling capacitor 15pF
- Creepage and clearance 8 mm




MGJ6 SIP/DIP & Low profile

Features

- 5V, 12V, & 24V
- +15V/-5V, +15/-10V & +20V/-5V Outputs
- Patent protected
- UL60950 recognised
 - Reinforced insulation to a working voltage of 250Vrms
- ANSI/AAMI ES60601-1 recognised
 - 2 MOPP to a working voltage of 250Vrms
- DC link voltage 3kVDC
- Isolation test voltage 5.7kVDC
- 105°C Operating temperature
- Optimised bipolar output voltages for IGBT/SiC & MOSFET gate drives
- Ultra-low coupling capacitor 15pF
- Creepage and clearance 8 mm




NXF1



Features


- 3.3V & 5V Inputs
- 3.3V & 5V Outputs
- Patent protected
- UL60950 recognised
 - Reinforced insulation to a working voltage of 125Vrms
 - Basic insulation to a working voltage of 250Vrms
- ANSI/AAMI ES60601-1 recognised
 - 1 MOPP/2 MOOP to a working voltage of 125Vrms
 - 1 MOOP to a working voltage of 250Vrms
- Isolation test voltage 3kVDC
- Up to 105°C operating temperature
- Short circuit protection
- Substrate embedded transformer
- Low profile

MEJ1 & MEJ2




Features

- 3.3V, 5V, 12V, 15V & 24V Inputs
- 3.3V, 5V, 9V, 12V & 15V Outputs
- $\pm 3.3V$, $\pm 5V$, $\pm 9V$, 12V & $\pm 15V$ Dual outputs
- Patent protected
- UL60950 recognised
 - Basic/supplementary insulation to a working voltage of 250Vrms
- ANSI/AAMI ES60601-1 recognised
 - 1 MOOP to a working voltage of 200Vrms
- Isolation test voltage 5.2kVDC
- 85°C Operating temperature
- Internal SMD construction
- Industry standard SIP package style
- Fully encapsulated with toroidal magnetics
- Pin compatible with the MEV, NMV, NMK, MEJ2 & NMJ




MTC1 & MTC2



Features

- 2:1 Input range with nominals of 12V & 24V
- 3.3V, 5V & 24V Outputs
- Patent protected
- UL60950 recognised
 - Reinforced insulation to a working voltage of 250Vrms
- ANSI/AAMI ES60601-1 recognised
 - 1 MOPP & 2 MOOP to a working voltage of 250Vrms
- Isolation test voltage 3kVAC
- 100°C Operating temperature
- Short circuit protection
- Remote on/off pin
- No electrolytic capacitors
- Creepage and clearance 5 mm

NCM6



Features

- Wide 4:1 Input range with nominals of 5V, 12V & 48V
- 3.3V, 5V, 12V & 15V Outputs
- $\pm 5V$, $\pm 12V$ & $\pm 15V$ Dual outputs
- Patent protected
- UL60950 recognised
 - Reinforced insulation to a working voltage of 250Vrms
- ANSI/AAMI ES60601-1 recognised
 - 1 MOPP & 2 MOOP to a working voltage of 250Vrms
- Isolation test voltage 5.2kVDC
- 85°C Operating temperature
- Typical efficiency to 88%
- Encapsulated for superior thermal performance
- Power density 0.94W/cm³
- Under voltage lockout
- Control pin option

Designed for safety

Power	UL60950 insulation	UL60950 working voltage	MOPP	MOOP	ES60601-1 working voltage	Murata series
1 Watt	Reinforced	200Vrms	1		250Vrms	NXJ1
	Basic	250Vrms				
1 Watt	Reinforced	250Vrms	2		250Vrms	MGJ1
1 Watt	Reinforced	125Vrms	1	2	125Vrms	NXF1
	Basic	250Vrms		1	250Vrms	
1 & 2 Watt	Reinforced	125Vrms			250Vrms	NXE1 NXE2
	Basic	250Vrms				
1 & 2 Watt	Basic/ Supplementary	250Vrms		1	200Vrms	MEJ1 MEJ2
1 & 2 Watt	Reinforced	250Vrms	1	2	250Vrms	MTC1 MTC2
2 Watt	Reinforced	250Vrms	1	2	250Vrms	NXJ2
6 Watt	Reinforced	250Vrms	2		250Vrms	MGJ6 Half bridge MGJ6 Full bridge MGJ6 3 Phase
6 Watt	Reinforced	250Vrms	2		250Vrms	MGJ6 SIP/DIP MGJ6 Low profile
6 Watt	Reinforced	250Vrms	1	2	250Vrms	NCM6

Global locations

For details please visit www.murata.com



⚠ Note

1 Export Control

For customers outside Japan:

No Murata products should be used or sold, through any channels, for use in the design, development, production, utilization, maintenance or operation of, or otherwise contribution to (1) any weapons (Weapons of Mass Destruction [nuclear, chemical or biological weapons or missiles] or conventional weapons) or (2) goods or systems specially designed or intended for military end-use or utilization by military end-users.

For customers in Japan:

For products which are controlled items subject to the "Foreign Exchange and Foreign Trade Law" of Japan, the export license specified by the law is required for export.

2 Please contact our sales representatives or product engineers before using the products in this catalog for the applications listed below, which require especially high reliability for the prevention of defects which might directly damage a third party's life, body or property, or when one of our products is intended for use in applications other than those specified in this catalog.

- ① Aircraft equipment
- ② Undersea equipment
- ③ Medical equipment
- ④ Traffic signal equipment
- ⑤ Data-processing equipment
- ⑥ Aerospace equipment
- ⑦ Power plant equipment
- ⑧ Transportation equipment (vehicles, trains, ships, etc.)
- ⑨ Disaster prevention / crime prevention equipment
- ⑩ Application of similar complexity and/or reliability requirements to the applications listed above

3 Product specifications in this catalog are as of August 2013. They are subject to change or our products in it may be discontinued without advance notice. Please check with our sales representatives or product engineers before ordering. If there are any questions, please contact our sales representatives or product engineers.

4 Please read rating and & CAUTION (for storage, operating, rating, soldering, mounting and handling) in this catalog to prevent smoking and/or burning, etc.

5 This catalog has only typical specifications. Therefore, please approve our product specifications or transact the approval sheet for product specifications before ordering.

6 Please note that unless otherwise specified, we shall assume no responsibility whatsoever for any conflict or dispute that may occur in connection with the effect of our and/or a third party's intellectual property rights and other related rights in consideration of your use of our products and/or information described or contained in our catalogs. In this connection, no representation shall be made to the effect that any third parties are authorized to use the rights mentioned above under licenses without our consent.

7 No ozone depleting substances (ODS) under the Montreal Protocol are used in our manufacturing process.

Murata Manufacturing Co., Ltd.

www.murata.com

muRata
INNOVATOR IN ELECTRONICS