



**PANDUIT**<sup>®</sup>

---

## **Solar Energy**

Comprehensive Solar Energy Solutions

## **Panduit understands the challenges of today's solar energy industry**

As the solar industry has matured, solar-derived power has evolved beyond a scattering of simple panels to complex assemblies of solar conversion devices, control systems, and transmission stations. Panduit's robust end-to-end solutions offer maximum reliability, productivity, and safety throughout the infrastructure.

Panduit solar energy solutions align critical control, power, and network distributed systems to maximize the creation and delivery of solar-derived electricity. Best practice methodologies, end-to-end support, and a comprehensive portfolio of solutions position Panduit as the leading provider of robust physical infrastructure solutions for meeting solar energy installation requirements.

# Powering Today and Tomorrow

## Reduce Installation Time

Select Panduit solutions are known for patented, time-saving features that reduce the required number of installation steps.

## Harsh Environment Applications

Extensive testing to ensure product performance; conditions that include high wind, high vibration, intense UV exposure, extreme temperatures, and corrosive atmospheres.


## The Value of Partnership

With Panduit as a partner, companies have the confidence of knowing that an entire team of knowledgeable professionals is available to provide a complete solution.

## Longer Operating Life

Rated for UV compatibility; the combination of our engineering and manufacturing expertise results in products that deliver optimized life spans.





1

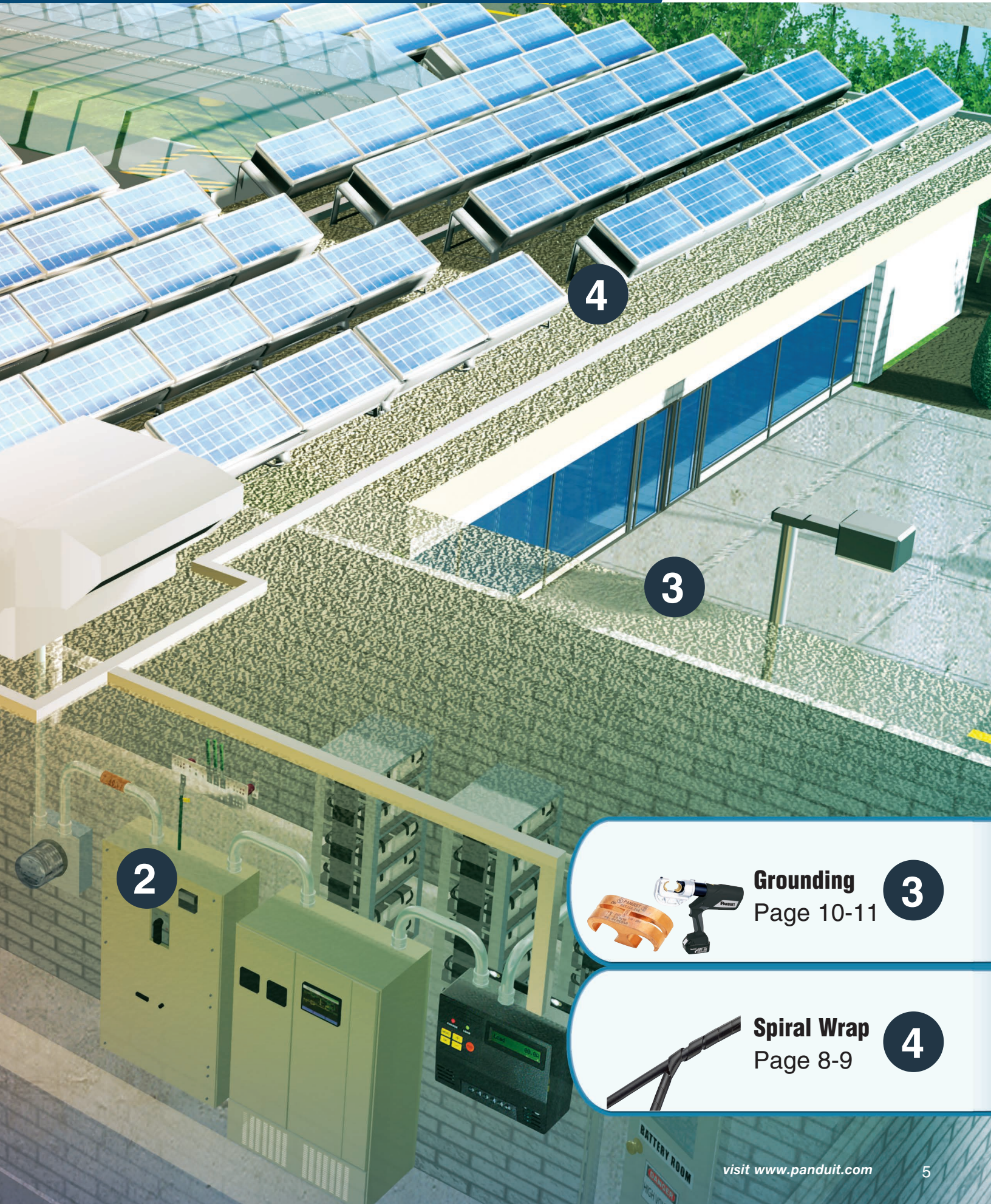
**Cable Ties**  
Page 7, 12



2

**Identification**  
Page 16-20





**Grounding**  
Page 10-11

**3**



**Spiral Wrap**  
Page 8-9

**4**

## Plastic Edge Clip

Manage PV cables on a solar Panel by utilizing Edge clips which are made from weather resistant material and can accommodate up to 2 PV cables.

- Adjustable design for various rack sizes (universal)
- Material: Weather resistant Acetal
- Teeth lock feature to prevent movement
- Can handle multiple gauges



**Adhesive Backed  
Cable Tie Mounts**

Part Number	Description	Std. Pkg. Qty	Std. Ctn. Qty.
<b>UCCPU-C130</b>	Universal Cable Clip Parallel Type Cable Up. 1-2 cables, Cable Diameter: 6.5 to 7.5 mm. Frame thickness: 1.0 to 3.0 mm. Frame width: 20-35 mm. Material: Weather resistant Acetal. Includes UCCCUL-X130.	100	1000
<b>UCCPD-C130</b>	Universal Cable Clip Parallel Type Cable Down. 1-2 cables, Cable Diameter: 6.5 to 7.5 mm. Frame thickness: 1.0 to 3.0 mm. Frame width: 20-35 mm. Material: Weather resistant Acetal. Includes UCCCDL-X130.	100	1000
<b>UCCAD-C130</b>	Universal Cable Clip Angled type Cable Down. 1-2 cables, Cable Diameter: 6.5 to 7.5 mm. Frame thickness: 1.0 to 3.0 mm. Frame width: 20-35 mm. Material: Weather resistant Acetal. Includes UCCCDL-X130.	100	1000
<b>UCCCDL-X130</b>	Universal Cable Clip Cable Down latch. Material: Weather resistant Acetal	10	100
<b>UCCCUL-X130</b>	Universal Cable Clip Cable Up latch. Material: Weather resistant Acetal	10	100

# Nylon 12 Cable Ties

Panduit manufactures a large variety of cable ties ranging in sizes, styles and materials for fastening, bundling, clamping and identifying in a variety of applications. Our cable ties are known for top performance and reliability, providing the lowest threading force of any one-piece cable tie, optimizing installation time. For solar energy construction, our Nylon 12 offering is the premier choice to provide a durable tie to withstand the harshest environments found in the industry.

- Resistant to prolonged life under UV exposure
- Cable tie of choice for making attachments to galvanized frames
- Superior resistance to zinc chloride and other chemicals created when moisture comes in contact with galvanized frames



PLT Tie



G-TH-E



GTS-E

Part Number	Description	Std. Pkg. Qty	Std. Ctn. Qty.
<b>Miniature Cross Section</b>			
PLT1M-M120	Miniature cross section, 3.9" (99mm) length, 18-lb tensile strength, nylon 12, Black.	1000	25000
<b>Intermediate Cross Section</b>			
PLT1.5I-M120	Intermediate cross section, 5.6" (142mm) length, 25-lb tensile strength, nylon 12, Black.	1000	25000
<b>Standard Cross Section</b>			
PLT2S-M120	Standard cross section, 7.4" (188mm) length, 40-lb tensile strength, nylon 12, Black.	1000	10000
PLT2.5S-M120	Standard cross section, 9.8" (249mm) length, 40-lb tensile strength, nylon 12, Black.	1000	10000
PLT3S-M120	Standard cross section, 11.5" (292mm) length, 40-lb tensile strength, nylon 12, Black.	1000	10000
PLT4S-M120	Standard cross section, 14.5" (368mm) length, 40-lb tensile strength, nylon 12, Black.	1000	5000
<b>Light-Heavy Cross Section</b>			
PLT4H-TL120	Light-Heavy cross section, 14.5" (368mm) length, 90-lb tensile strength, nylon 12, Black.	250	2500
PLT8LH-C120	Light-Heavy cross section, 27.6" (701mm) length, 90-lb tensile strength, nylon 12, Black.	100	2000
<b>Installation Tools</b>			
GTH-E	Installs Standard, Heavy-Standard, Light-Heavy and Heavy cross section cable ties.	1	5
GTS-E	Installs Subminiature, Miniature, Intermediate and Standard cross section cable ties.	1	5

## Abrasion Protection and Cable Accessories

Insulate, harness and identify electrical/electronic components and cable with Panduit abrasion protection and cable accessories. Ultraviolet, weather, and chemical resistant, heat stabilized material withstands rigors of PV installation.

- Wide variety of sizes, materials and designs are available to meet a broad range of indoor and outdoor applications
- Designed and manufactured to meet applicable quality standards including UL and CSA
- Comprehensive offering of wire management securing devices speed installation and improve reliability for any application



**Adhesive Backed Cable Tie Mounts**



**High Bond Adhesive Backed Cord Clips**



**Cable Tie Mounts**




**CPM122S-C**



**TMSTLH\* Series**

Part Number	Description	Std. Pkg. Qty	Std. Ctn. Qty.
<b>Adhesive Backed Mounts</b>			
<b>SGABM20-AV-C300</b>	Super-Grip® adhesive backed cable tie mount, VHB adhesive, 0.75" x 0.75" (19.1mm x 19.1mm), nylon 6.6, heat stabilized, weather resistant, Black.	100	500
<b>SGABM25-AV-C300</b>	Super-Grip® adhesive backed cable tie mount, VHB adhesive, 1" x 1" (25.4mm x 25.4mm), nylon 6.6, heat stabilized, weather resistant, Black.	100	1000
<b>SGABM30-AV-C300</b>	Super-Grip® adhesive backed cable tie mount, VHB adhesive, 1.12" x 1.12" (28.6mm x 28.6mm), nylon 6.6, heat stabilized, weather resistant, Black.	100	500
<b>ACC19-AV-M300</b>	High bond adhesive backed cord clip, 0.19" (4.8mm) bundle, weather resistant, Black.	1000	5000
<b>ACC38-AV-M300</b>	High bond adhesive backed cord clip, 0.38" (9.7mm) bundle, weather resistant, Black.	1000	5000
<b>ACC62-AV-D300</b>	High bond adhesive backed cord clip, 0.62" (15.8mm) bundle, weather resistant, Black.	500	5000
<b>ABDCM30-AV-C</b>	Dynamic cable manager for strain relief inside a control panel door, VHB adhesive, 1.12" x 1.12" (28.4mm x 28.4mm), nylon 6.6, White.	100	500
<b>ABMQS-AT-Q</b>	Multiple bridge adhesive backed cable tie mount for use inside a control panel, 4-way, high temperature, White.	25	250
<b>Cable Tie Mounts</b>			
<b>TM1S6-M0</b>	Cable tie mount – screw applied, 0.32" (8.1mm)W, #6 screw (M3), weather resistant, nylon, Black, bulk package.	1000	5000
<b>TM2S6-M0</b>	Cable tie mount – screw applied, 0.43" (10.9mm)W, #6 screw (M3), weather resistant, nylon, Black, bulk package.	1000	5000
<b>TM2S8-M0</b>	Cable tie mount – screw applied, 0.43" (10.9mm)W, #8 screw (M4), weather resistant, nylon, Black, bulk package.	1000	5000
<b>TM2S8-C100</b>	Cable tie mount – screw applied, 0.43" (10.9mm)W, #8 screw (M4), weather resistant Polypropylene, Black, standard package.	100	500
<b>TM3S10-M0</b>	Cable tie mount – screw applied, 0.61" (15.5mm)W, #10 screw (M5), weather resistant, nylon, Black, bulk package.	1000	5000
<b>TM3S8-C100</b>	Cable tie mount – screw applied, 0.61" (15.5mm)W, #8 screw (M4), weather resistant, Polypropylene, Black, standard package.	100	500
<b>CPM122S-C</b>	Control panel switch cable tie mount, 1.22" (31.0mm) hole.	100	1000
<b>MCMS12-PJ-C</b>	Metal clip-on cable tie mount, mechanically coated, 0.31" (8.0mm) height.	100	500
<b>TMSTLHS6-C0</b>	Cable tie mount, 0.25" (6.4mm) stud diameter, weather resistant nylon, Black, standard package.	100	1000
<b>TMSTLHS8-C0</b>	Cable tie mount, 0.31" (7.9mm) stud diameter, weather resistant nylon, Black, standard package.	100	1000

## Abrasion Protection and Cable Accessories (continued)



PUM\* Series



Pan-Clamp™ Heavy Duty Fixed Diameter Clamp



Spiral Wrap

Part Number	Description	Std. Pkg. Qty	Std. Ctn. Qty.
PUM-049-C0	Fir tree push mount, 0.18" – 0.19" (4.6mm – 4.9mm) panel hole diameter range, nylon, Black, standard package.	100	1000
PUM-071-C0	Fir tree push mount, 0.25" – 0.28" (6.3mm – 7.1mm) panel hole diameter range, nylon, Black, standard package.	100	1000
PUM-925-C0	Fir tree push mount, 0.34" – 0.36" (8.8mm – 9.3mm) panel hole diameter range, nylon, Black, standard package.	100	1000
PUM-100-C0	Fir tree push mount, 0.35" – 0.40" (9.0mm – 10.0mm) panel hole diameter range, nylon, Black, standard package.	100	1000
PWMS-H25-M0	The winged push barb cable tie mount requires a 0.250" (6.5mm) hole and is black. It is made of weather-resistant nylon 6.6, which increases mechanical strength, heat and wear resistance, and stiffness.	100	1000

### Clips and Clamps

PC038-H25D-C0	Pan-Clamp™ Heavy duty fixed diameter clamp, 0.38" (9.5mm) bundle, Black, standard package.	100	500
PC075-H25D-C0	Pan-Clamp™ Heavy duty fixed diameter clamp, 0.75" (19.1mm) bundle, Black, standard package.	100	1000
PC125-H25D-C0	Pan-Clamp™ Heavy duty fixed diameter clamp, 1.25" (31.8mm) bundle, Black, standard package.	100	1000
PMCC38H25-M0	Push barb mount cord clip, .38" (9.7mm) bundle, weather resistant nylon 6.6, black.	100	1000

### Abrasion Protection

T50P-C0	Spiral wrap, offers abrasion protection for wires, cables, hoses and tubing, 0.50" (12.7mm) x 100' (30.48m) outside diameter, weather resistant polypropylene, Black.	1	—
GEE62F-A-C0	Slotted grommet edging with adhesive lined, .062" thickness, weather resistant polyethylene, black.	1	—
GEE99F-A-C0	Slotted grommet edging with adhesive lined, .099" thickness, weather resistant polyethylene, black.	5	15
HSTTA25-48-Q	Thin wall adhesive lined heat shrink 4' pieces, .25" (6.4mm) diameter, adhesive lined black cross-linked polyolefin, 25 pc.	1	—
HSTTA50-48-5	Thin wall adhesive lined heat shrink 4' pieces, .50" (12.7mm) diameter, adhesive lined black cross-linked polyolefin, 5 pc.	1	—
HSTTA100-48-5	Thin wall adhesive lined heat shrink 4' pieces, 1" (25.4mm) diameter, adhesive lined black cross-linked polyolefin, 5 pc.	1	—
SE50PS-CLR0	Braided expandable sleeving, 0.50" (12.7mm) diameter, Black, polyethylene terephthalate, 150' per reel.	1	2
SE50P-CR0	Braided expandable sleeving, 0.50" (12.7mm) diameter, provides continuous abrasion resistance for wires, cables and tubing. The highly flexible open weave will not trap heat or humidity, Black, polyethylene terephthalate, 100' per reel.	1	4
SE25PS-TR0	Pan-Wrap™ Braided Expandable Sleeving, 0.25" diameter, black, polyethylene terephthalate, 200 ft. per reel.	1	—
SE75PS-CR0	Pan-Wrap™ Braided Expandable Sleeving, 0.75" diameter, black, polyethylene terephthalate, 100 ft. per reel.	1	—
SE100PS-CR0	Pan-Wrap™ Braided Expandable Sleeving, 1" diameter, black, polyethylene terephthalate, 100 ft. per reel.	1	—
SE150PS-LQR0	Pan-Wrap™ Braided Expandable Sleeving, 1.50" diameter, black, polyethylene terephthalate, 75 ft. per reel.	1	—

## Grounding Connectors


- Direct burial compression grounding system provides the highest performance and most reliable compression connection in the industry; offers the speed and safety of a compression connection while meeting IEE Std. 837. UL Listed for grounding and bonding
- Patented Universal Ground Bar System provides a location for the main equipment grounding conductor in each control panel and enclosure using a compression or mechanical connector
- Lay-in lugs are designed for quick installation and are offered in aluminum or copper with corrosion-resistant tin plating and stainless steel screws
- Braided bonding straps are used to electrically bond doors, motors, and machine frames in the construction of control panels or machine structures



"E" Style Connector



CT-2931/ST



One-Hole Lay-In Lug



Braided Bonding Strap



Universal Ground Bar System

Part Number	Description	Std. Pkg. Cty	Std. Ctn. Qty.
<b>Grounding Connectors</b>			
GCE500-1/0	"E" style grounding connector for 250 – 500 kcmil (150 – 240mm <sup>2</sup> ) main and #6 SOL – 1/0 STR (16 – 50mm <sup>2</sup> ) tap.	1	—
GCE500-1/0	"E" style grounding connector for 1/0 STR – 250 kcmil (70 – 120mm <sup>2</sup> ) main and #6 SOL – 1/0 STR tap (16 – 50mm <sup>2</sup> ) tap.	1	—
GCC6X6250-1/0	Grounding cross connector for #2 SOL – 250 kcmil (35 – 120mm <sup>2</sup> ) and #6 SOL – 1/0 STR AWG (16 – 50mm <sup>2</sup> ) wire size.	1	—
GCC6 X6500-1/0	Grounding cross connector for 250 – 500 kcmil (150 – 240mm <sup>2</sup> ) and #6 SOL – 1/0 STR AWG (16 – 50mm <sup>2</sup> ) wire size.	1	—
CT-2931/ST	Crimps copper lugs up to 600 kcmil and aluminum lugs up to 350 kcmil. Tool crimp history and maintenance log recorded using CT-USB device and FINS software, 14 ton crimp tool.	1	—
<b>One-Hole Lay-In Lugs</b>			
LICC4-22-C	One-hole lay-in lug, copper.	100	—
LICC4-22TP-C	One-hole, lay-in lug, tin-plated copper.	100	—
<b>Braided Bonding Straps</b>			
BS100445U	One-hole, non-insulated, 4.00" length x 1.06" width (101.6mm x 27.0mm).	1	10
BS100845U	One-hole, non-insulated, 8.00" length x 1.06" width (203.2mm x 27.0mm).	1	10
BS101245U	One-hole, non-insulated, 12.00" length x 1.06" width (304.8mm x 27.0mm).	1	10
<b>Universal Ground Bar</b>			
UGB2/0-414-6	Universal ground bar accepts #14 – #4 AWG wire in six wire ports and up to a 2/0 AWG main equipment grounding conductor with a compression or mechanical connector; 4.92" (125mm) length, 0.62" (15.7mm) width, 0.48" (12.2mm) height.	1	10
UGB2/0-414-12	Universal ground bar accepts #14 – #4 AWG wire in twelve wire ports and up to a 2/0 AWG main equipment grounding conductor with a compression or mechanical connector; 8.28" (210.3mm) length, 0.62" (15.7mm) width, 0.48" (12.2mm) height.	1	10
UGB2/0-414-18	Universal ground bar accepts #14 – #4 AWG wire in eighteen wire ports and up to a 2/0 AWG main equipment grounding conductor with a compression or mechanical connector; 11.64" (295.7mm) length, 0.62" (15.7mm) width, 0.48" (12.2mm) height.	1	10
UGB-IN-SO	Universal ground bar isolation stand-offs; includes two stand-offs and hardware; 1.57" (40mm) length, 0.59" (15.0mm) width, 0.98" (25.0mm) height.	1	10
UGB-B-SO	Universal ground bar bonding stand-offs; includes two stand-offs and hardware; 2.34" (59.3mm) length, 0.63" (15.9mm) width, 0.75" (19.1mm) height.	1	10

## Power Connectors and Terminals

- Regulatory Standard Compliant: Meets UL, CSA, IEC, ABS, NEBS Level 3 and OSHA
- Protects personnel and equipment throughout the lifecycle with power connections and cable management that are easy to use, install and maintain safety
- Engineered for maximum reliability and extended service life; proves superior electrical performance in harsh environmental applications



One-Hole Lug



CT-3001/ST

Part Number	Description	Std. Pkg. Qty.	Std. Ctn. Qty.
LCA6-14-L	One-hole, standard barrel with window lug, #6 AWG wire, 1/4" (6.35) stud hole.	50	—
LCA6-56-L	One-hole, standard barrel with window lug, #6 AWG wire, 5/16" (7.94mm) stud hole.	50	—
LCA6-38-L	One-hole, standard barrel with window lug, #6 AWG wire, 3/8" (9.525mm) stud hole, standard package.	50	—
LCA4-14-L	One-hole, standard barrel with window lug, #4 – #3 AWG STR, #2 AWG SOL wire, 1/4" (6.35mm) stud hole.	50	—
LCA4-56-L	One-hole, standard barrel with window lug, #4 – #3 AWG STR, #2 AWG SOL wire, 5/16" (7.94mm) stud hole.	50	—
LCA4-38-L	One-hole, standard barrel with window lug, #4 – #3 AWG STR, #2 AWG SOL wire, 3/8" (9.525mm) stud hole.	50	—
CO225-56HK-QY	Two-hole, copper, single barrel, offset floating tongue lug, hex key screw, #2 – 4/0 AWG, 3/16" (4.8mm) stud hole.	25	—
CB125-14-QY	One-hole, copper, single barrel, offset floating tongue lug, #6 – 1/0 AWG, 1/4" (6.4mm) stud hole.	25	—
CB175-38-QY	One-hole, copper, single barrel, offset floating tongue lug, #4 – 3/0 AWG, 3/8" (9.5mm) stud hole.	25	—
LAMA350-38-QY	One-hole, aluminum, single barrel lug, type LAMA, #6 AWG – 350 kcmil, 3/8" (9.5mm) stud hole.	25	—
LAMA500-38-6Y	One-hole, aluminum, single barrel lug, type LAMA, 4 AWG – 500 kcmil, 3/8" (9.5mm) stud hole.	6	—
LAMB350-12-6Y	Two-hole, aluminum, single barrel lug, type LAMB, NEMA hole sizes and spacing, #6 AWG – 350 kcmil, 1/2" (12.7mm) stud hole.	6	—
<b>Tool</b>			
CT-3001/ST	Crimps Panduit copper and aluminum compression connectors using Panduit crimping dies, 6.7 ton crimp tool. Slim crimping head which makes it ideal when space is critical.	1	—

## Vinyl Insulated Ring Terminals – Funnel Entry

Meeting application challenges at the lowest installed cost

- Designed and manufactured for superior electrical performance
- Feature insulation support and brazed seam
- Rated to 221° F (105° C)
- UL® Listed and CSA Certified
- Meet UL/CSA/ABS standards when used with Panduit tools



Ring Terminals



CT-310

Part Number	Description	Std. Pkg. Qty.	Std. Ctn. Qty.
P18-10RHT6-M	High Temperature Ring Terminal, 22 – 18 AWG, #10 stud size, non-insulated, bulk package. 650 °F (343 °C) Maximum operating temperature.	20	100
P10-10RHT6-L	High Temperature Ring Terminal, 12 – 10 AWG, #10 stud size, non-insulated, standard package. 650 °F (343 °C) Maximum operating temperature.	25	125
PNF10-10F-D	Fork Terminal, nylon insulated, funnel entry, 12- 10 AWG, #10 stud size, bulk package. 220 °F (105 °C) Maximum operating temperature.	25	125
PNF14-10R-M	Ring Terminal, 16 – 14 AWG, #10 stud size, funnel entry, nylon insulated, bulk package. 220 °F (105 °C) Maximum operating temperature.	20	100
BSN14-C	Butt Splice 16 – 14 AWG, nylon insulated, standard package. 220 °F (105 °C) Maximum operating temperature.	25	125
BSN18-C	Butt Splice 22 – 18 AWG, nylon insulated, standard package. 220 °F (105 °C) Maximum operating temperature.	25	125
DNF18-250FIB-E	Female Disconnect, 22 - 18 AWG ,0.250 x 0.032" (6.3 x 0.8 mm) tab size, fully insulated nylon. 220 °F (105 °C) Maximum operating temperature.	25	125
<b>Tool</b>			
CT-2300/ST	Battery powered control cycle tool, crimps #22 – 10 AWG terminals, #26 – 10 AWG single wire ferrules, #22 – 12 AWG twin wire ferrules, and #14 – 10 AWG copper lugs. Compatible with the FINS diagnostic software.	1	—

## Stainless Steel Cable Ties

When strength, vibration, radiation, weathering, corrosion and temperature extremes are a factor, Panduit's self-locking head design speeds installation and locks into place at any length along the tie body.

- Provides strong, durable and reliable solutions for cable bundling
- Improved productivity and worker safety for bundling, fastening and identification in harsh environments
- Meets and exceeds the most stringent industry standards
- Can be used in a wide range of indoor, outdoor and underground (including direct burial) applications
- Smooth surfaces and rounded edges assure cable protection and worker safety
- AISI 316 stainless steel for the most corrosive environments



Stainless Steel Ties



GS4MT-E

Part Number	Description	Std. Pkg. Qty.	Std. Ctn. Qty.
MLT1S-CP316	Stainless steel cable tie, standard, 1" (25mm) max bundle diameter, Stainless Steel Type 316, Min. Loop Tensile Strength 200 Lbs.	100	500
MLT2S-CP316	Stainless steel cable tie, standard, 2" (51mm) max bundle diameter, Stainless Steel Type 316, Min. Loop Tensile Strength 200 Lbs.	100	500
MLT2.7S-CP316	Stainless steel cable tie, standard, 2.7" (69mm) max bundle diameter. Stainless Steel Type 316, Min. Loop Tensile Strength 200 Lbs.	100	500
MLT4S-CP316	Stainless steel cable tie, standard, 4" (102mm) max bundle diameter, Stainless Steel Type 316, Min. Loop Tensile Strength 200 Lbs.	100	500
MLT6S-CP316	Stainless steel cable tie, standard, 6" (152mm) max bundle diameter, Stainless Steel Type 316, Min. Loop Tensile Strength 200 Lbs.	100	500
MLT4H-LP316	Stainless steel cable tie, heavy, 4" (102mm) max bundle diameter, stainless steel type 316, Min. Loop Tensile Strength 450 Lbs.	50	250
MLTC2H-LP316	Nylon coated stainless steel tie, AISI 316, heavy, 7.9" (200.66mm) length.	50	250
MLTFC4H-LP316	Polyester coated stainless steel tie, AISI 316, heavy, 14.3" (363.22mm) length, Black, 50 pieces.	50	250
PCSLSH-B-CR	Cushion sleeving used with Extra-Heavy or Super-Heavy cross section ties, custom length banding system or MS strapping. "U" shaped channel design. Material: TPE	1	—
MTM2H-Q	Stainless steel two-way mount, one-hole mounting. Use with Standard, Light-Heavy and Heavy stainless steel ties.	25	250
UCIB1-VC	Uniclip galvanized steel I-beam bracket for use with unslotted ladder rungs.	5	25
GS4MT-E	Installation tool for use with the above stainless steel cross section ties.	1	—

Other lengths, thicknesses, material grades and coatings are available.

# Stainless Steel Marker Plates

Panduit offers the broadest range of permanent identification solutions for solar applications that withstand and provide legibility in harsh environments. Safe, quick, and easy to install, permanent identification solutions include stainless steel and aluminum marker plates, tags, marking tools, and ties to deliver improved productivity and workplace safety.

On-site custom marking tools provide portability for permanent identification and demand. Panduit also offers a factory custom marking service for embossed or laser etched marker plates, tags, and ties to speed installation time and reduce labor costs. This global custom marking service provides rapid response and quick product availability to keep solar projects on schedule and within budget.




**304 Stainless Steel  
Marker Plates**

Part Number	Description	Std. Pkg. Qty.	Std. Ctn. Qty.
<b>304 Stainless Steel Marker Plates</b>			
<b>MMP350W38-C</b>	Marker plate, four holes, 304 stainless steel, 3.50" (88.9mm) x 0.38" (9.65mm), standard package.	100	1000
<b>MMP350-C</b>	Marker plate, four holes, 304 stainless steel, 3.50" (88.9mm) x 0.75" (19.05mm), standard package.	100	1000
<b>MMP350H-C</b>	Marker plate, four holes, 304 stainless steel, Heavy cross section, 3.50" (88.9mm) x 0.75" (19.05mm), standard package.	100	1000
<b>316 Stainless Steel Marker Plates</b>			
<b>MMP350W38-C316</b>	Marker plate, four holes, 316 stainless steel, 3.50" (88.9mm) x 0.38" (9.65mm), standard package.	100	1000
<b>MMP350-C316</b>	Marker plate, four holes, 316 stainless steel, 3.50" (88.9mm) x 0.75" (19.05mm), standard package.	100	1000
<b>MMP350H-C316</b>	Marker plate, four holes, 316 stainless steel, heavy cross section, 3.50" (88.9mm) x 0.75" (19.05mm), standard package.	100	1000

## Wiring Duct

An alternative to PVC wiring ducts, the halogen-free material has zero toxicity for enhanced fire safety and a higher continuous use temperature.

- Halogen-free modified PPO material/no chlorinated hydrocarbons
- No brominated fire retardants
- Continuous use temperature of 203° F (95° C)
- UL® 94 flammability rating of V-0
- Provided with North American standard (NE) or DIN mounting holes (Type NNC)
- Nonslip cover liner prevents cover slide
- Wide finger/slot design provides greater rigidity and use with a wide range of wire and bundle sizes
- Scorelines provide easy removal of fingers (Type NNC only) and sidewalls, saving installation time
- UL Recognized and CSA Certified



NE Duct

Part Number	Description	Std. Pkg. Qty.	Std. Ctn. Qty.
-------------	-------------	----------------	----------------

### NE Halogen-Free Duct Base

NE1X1WH6	1" W x 1" H, 6' length, halogen-free, White.	6	120
NE1X1.5WH6	1" W x 1.5" H, 6' length, halogen-free, White.	6	120
NE1X2WH6	1" W x 2" H, 6' length, halogen-free, White.	6	120
NE1X3WH6	1" W x 3" H, 6' length, halogen-free, White.	6	120
NE1.5X1.5WH6	1.5" W x 1.5" H, 6' length, halogen-free, White.	6	120
NE1.5X2WH6	1.5" W x 2" H, 6' length, halogen-free, White.	6	120
NE1.5X3WH6	1.5" W x 3" H, 6' length, halogen-free, White.	6	120
NE2X2WH6	2" W x 2" H, 6' length, halogen-free, White.	6	120
NE2X3WH6	2" W x 3" H, 6' length, halogen-free, White.	6	60
NE2X4WH6	2" W x 4" H, 6' length, halogen-free, White.	6	60
NE3X3WH6	3" W x 3" H, 6' length, halogen-free, White.	6	60
NE4X2WH6	4" W x 2" H, 6' length, halogen-free, White.	6	60
NE4X3WH6	4" W x 3" H, 6' length, halogen-free, White.	6	60
NE4X4WH6	4" W x 4" H, 6' length, halogen-free, White.	6	60

### NNC Halogen-Free Duct Base and Cover

NNC25X25WH2	25mm W x 25mm H x 2m length, halogen-free, White.	2	20
NNC25X37WH2	25mm W x 37mm H x 2m length, halogen-free, White.	2	20
NNC25X50WH2	25mm W x 50mm H x 2m length, halogen-free, White.	2	20
NNC25X75WH2	25mm W x 75mm H x 2m length, halogen-free, White.	2	20
NNC37X37WH2	37mm W x 37mm H x 2m length, halogen-free, White.	2	20
NNC37X50WH2	37mm W x 50mm H x 2m length, halogen-free, White.	2	20
NNC37X75WH2	37mm W x 75mm H x 2m length, halogen-free, White.	2	20
NNC50X50WH2	50mm W x 50mm H x 2m length, halogen-free, White.	2	20
NNC50X75WH2	50mm W x 75mm H x 2m length, halogen-free, White.	2	10
NNC75X75WH2	75mm W x 75mm H x 2m length, halogen-free, White.	2	10
NNC100X50WH2	100mm W x 47.8mm H x 2m length, halogen-free, White.	2	10
NNC100X75WH2	100mm W x 72.4mm H x 2m length, halogen-free, White.	2	10
NNC100X100WH2	100mm W x 97.8mm H x 2m length, halogen-free, White.	2	10



NNC Divider Wall

NNC Wiring Duct Divider Wall			
NNC50DWH2	2.00" (50mm) nominal duct height, 2m length, halogen-free, White.	2	40
NNC75DWH2	3.00" (75mm) nominal duct height, 2m length, halogen-free, White.	2	40

(continued on page 15)

# Wiring Duct (continued)

Part Number	Description	Std. Pkg. Qty.	Std. Ctn. Qty.
<b>NC Halogen-Free Wiring Duct Cover</b>			
NC1WH6	1" W x 6' length, halogen-free, White.	6	120
NC1.5WH6	1.5" W x 6' length, halogen-free, White.	6	120
NC2WH6	2" W x 6' length, halogen-free, White.	6	120
NC3WH6	3" W x 6' length, halogen-free, White.	6	120
NC4WH6	4" W x 6' length, halogen-free, White.	6	120
NC25WH2*	25mm W x 2m length, halogen-free, White.	2	20
NC37WH2*	37mm W x 2m length, halogen-free, White.	2	20
NC50WH2*	50mm W x 2m length, halogen-free, White.	2	20
NC75WH2*	75mm W x 2m length, halogen-free, White.	2	20
NC100WH2*	100mm W x 2m length, halogen-free, White.	2	20




\*The NNC Wiring Duct products are packaged base and cover together. These are replacement cover part numbers.

## Hinged-Cover Wiring Duct


Hinging cover remains attached during routine maintenance or system upgrades, providing easier channel access and preventing cover loss.

- No need to completely remove cover – simple wiring changes can be up to 20% faster
- Cover can hinge open up to 100° from either sidewall of duct base
- Cover retention in vertical applications is up to two times greater than conventional wiring ducts
- Cover fully engages duct fingers, limiting sidewall flex
- For use in electrical control panel and low-voltage communications applications
- UL® Recognized and CSA Certified
- Continuous use temperature of 122°F (50°C)

Part Number	Description	Std. Pkg. Qty.	Std. Ctn. Qty.
<b>H Duct Base</b>			
H1.5X2LG6	1.5" W x 2" H, 6' length, PVC, Light Gray.	6	120
H1.5X3LG6	1.5" W x 3" H, 6' length, PVC, Light Gray.	6	120
H2X2LG6	2" W x 2" H, 6' length, PVC, Light Gray.	6	120
H2X3LG6	2" W x 3" H, 6' length, PVC, Light Gray.	6	120
H2X4LG6	2" W x 4" H, 6' length, PVC, Light Gray.	6	120
H3X3LG6	3" W x 3" H, 6' length, PVC, Light Gray.	6	120
H3X4LG6	3" W x 4" H, 6' length, PVC, Light Gray.	6	120
H4X4LG6	4" W x 4" H, 6' length, PVC, Light Gray.	6	120
<b>H Duct Cover</b>			
HC1.5LG6	1.5" W x 6' length, PVC, Light Gray.	6	120
HC2LG6	2" W x 6' length, PVC, Light Gray.	6	120
HC3LG6	3" W x 6' length, PVC, Light Gray.	6	120
HC4LG6	4" W x 6' length, PVC, Light Gray.	6	120



H Duct



H Duct with Cover

## Identification and Safety

Panduit solar labels are designed to meet required safety standards for PV installation labeling. These labels are available in a variety of sizes and styles. Certain labels leave blank spaces where variable thermal transfer printing can be added when specific on-site power and series data is required. These labels are ready to print on-demand using Easy-Mark™ Plus Labeling Software and a TDP43ME Thermal Transfer Desktop Printer. All labels are outdoor rated and are designed to have high resistance to direct UV exposure. This product solution has an optional clear over laminate to function in harsh environments.

- Expertise in workplace safety compliance; meeting requirements of stringent regulatory bodies (OSHA, ANSI and NFPA)
- Polyester material ensures outdoor durability of five years
- Complete safety solution; to control and identify energy in a workplace with lockout/tagout devices, facility signage and labeling systems



PPS0206BSR1-SDI



PPS0206CSR1-SC



PPS0204WSL1-BPA

Part Number	Description	Std. Pkg. Qty.	Std. Ctn. Qty.
<b>Solar Specific Labels</b>			
PPS0206BSR1-MD	1.75" H x 6.0" W (44.5mm x 152.4mm), blank header, 'Photovoltaic system main disconnect' (legend), reflective polyester adhesive, White/Red, 50 labels/roll, 50 roll/package.	50	600
PPS0206BSR1-RS	1.75" H x 6.0" W (44.5mm x 152.4mm), blank header, 'Photovoltaic system equipped with rapid shutdown' (legend), reflective polyester adhesive, Red on White.	50	600
PPS0206BSR1-SD	1.75" H x 6.0" W (44.5mm x 152.4mm), blank header, 'Photovoltaic system disconnect' (legend), reflective polyester adhesive, White/Red, 50 labels/roll, 50 roll/package.	50	600
PPS0206BSR1-SDI	1.75" H x 6.0" W (44.5mm x 152.4mm), blank header, 'Solar disconnect' (legend), reflective polyester adhesive, White/Red, 50 labels/roll, 50 roll/package.	50	600
PPS0206CSR1-DND	1.75" H x 6.00" W (44.5mm x 152.4mm), caution header, 'Do Not Disconnect Under Load' (legend), reflective polyester adhesive, White/Red, 50 labels/roll, one roll/package.	50	600
PPS0206CSR1-SC	1.75" H x 6.00" W (44.5mm x 152.4mm), caution header, 'Solar Circuit' (legend), reflective polyester adhesive, White/Red, 50 labels/roll, one roll/package.	50	600
PPS0206CSR1-SEC	1.75" H x 6.00" W (44.5mm x 152.4mm), caution header, 'Solar Electric System Connected' (legend), reflective polyester adhesive, White/Red, 50 labels/roll, one roll/package.	50	600
PPS0206WSR1-PS	1.75" H x 6.0" W (44.5mm x 152.4mm), warning header, 'Photovoltaic power source' (legend), reflective polyester adhesive, White/Red, 50 labels/roll, one roll/package.	50	600
PPS0204CSL1-C01	2.0" H x 4.0" W (50.8mm x 101.6mm), caution header, 'Solar electric system connected' (legend), polyester adhesive, Black/Yellow, 50 labels/roll, one roll/package.	50	300
PPS0204CSL1-C02	2.0" H x 4.0" W (50.8mm x 101.6mm), caution header, 'Photovoltaic system circuit is backfed' (legend), polyester adhesive, Black/Yellow, 50 labels/roll, one roll/package.	50	300
PPS0204CSL1-03	2.0" H x 4.0" W (50.8mm x 101.6mm), caution header, 'Photovoltaic system circuit is backfed' (legend), polyester adhesive, Black/Yellow, 50 labels/roll, one roll/package.	50	300
PPS0204CSL1-PVS	2.0" H x 4.0" W (50.8mm x 101.6mm), caution header, 'Pv system circuit breaker is backfed' (legend), polyester adhesive, White/Red, 50 labels/roll, 50 roll/package.	50	300
PPS0204WSL1-ACD	2.0" H x 4.0" W (50.8mm x 101.6mm), caution header "Warning: Turn Off Photovoltaic AC Disconnect Prior To Working Inside Panel"	50	300
PPS0204WSL1-BPA	2.0" H x 4.0" W (50.8mm x 101.6mm), warning header, 'Bipolar photovoltaic array disconnection...' (legend), polyester adhesive, White/Red, 50 labels/roll, 50 roll/package.	50	300
PPS0204WSL1-DCC	2.0" H x 4.0" W (50.8mm x 101.6mm), warning header, 'Electrical shock hazard the dc conductors of this photovoltaic system are ungrounded and may be energized' (legend), polyester adhesive, White/Red, 50 labels/roll, 50 roll/package.	50	300
PPS0204WSL1-DPS	2.0" H x 4.0" W (50.8mm x 101.6mm), warning header, 'Dual power source second source is a pv system' (legend), reflective polyester adhesive, White/Red, 50 labels/roll, 50 roll/package.	50	300
PPS0204WSL1-ESH	2.0" H x 4.0" W (50.8mm x 101.6mm), warning header, 'Electrical shock hazard if a ground fault is indicated, normally grounded conductors may be ungrounded and energized' (legend), polyester adhesive, White/Red, 50 labels/roll, 50 roll/package.	50	300

# Identification and Safety



PPS0204WSL1-TER



PPS0204WSL1-W04



PPS0204WSL1-W08



C400X200SP1-AD

Part Number	Description	Std. Pkg. Qty.	Std. Ctn. Qty.
<b>Solar Specific Labels (continued)</b>			
PPS0204WSL1-IOC	2.0" H x 4.0" W (50.8mm x 101.6mm), warning header, 'Inverter output connection do not relocate this overcurrent device' (legend), polyester adhesive, White/Red, 50 labels/roll, 50 roll/package.	50	300
PPS0204WSL1-TER	2.0" H x 4.0" W (50.8mm x 101.6mm), warning header, 'Electrical shock hazard do not touch terminals terminals on both the line and load sides may be energized in the open position' (legend), polyester adhesive, White/Red, 50 labels/roll, 50 roll/package.	50	300
PPS0204WSL1-W02	2.0" H x 4.0" W (50.8mm x 101.6mm), warning header, 'Electrical shock hazard do not touch terminals terminals on both the line and load sides may be energized in the open position' (legend), polyester adhesive, Orange header and Black/White, 50 labels/roll, one roll/package.	50	300
PPS0204WSL1-W03	2.0" H x 4.0" W (50.8mm x 101.6mm), warning header 'Electrical shock hazard the dc conductors of this photovoltaic system are ungrounded and may be energized' (legend), polyester adhesive, Orange header and Black/white, 50 labels/roll, one roll/package.	50	300
PPS0204WSL1-W04	2.0" H x 4.0" W (50.8mm x 101.6mm), warning header, 'Turn off photovoltaic ac disconnect prior to working inside panel' (legend), polyester adhesive, Orange header and Black/White, 50 labels/roll, one roll/package.	50	300
PPS0204WSL1-W05	2.0" H x 4.0" W (50.8mm x 101.6mm), warning header, 'Dual power source second source is a photovoltaic system' (legend), polyester adhesive, Orange header and Black/White, 50 labels/roll, one roll/package.	50	300
PPS0204WSL1-W06	2.0" H x 4.0" W (50.8mm x 101.6mm), warning header, 'Electrical shock hazard if a ground fault is indicated, normally grounded conductors may be ungrounded and energized' (legend), polyester adhesive, Orange header and Black/White, 50 labels/roll, one roll/package.	50	300
PPS0204WSL1-W07	2.0" H x 4.0" W (50.8mm x 101.6mm), warning header, 'Bipolar photovoltaic array disconnection...' (legend), polyester adhesive, White/Red, 50 labels/roll, one roll/package.	50	300
PPS0204WSL1-W08	2.0" H x 4.0" W (50.8mm x 101.6mm), warning header, 'Inverter output connection do not relocate this overcurrent device' (legend), polyester adhesive, Orange header and Black/White, 50 labels/roll, one roll/package.	50	300
PPS0404WSL1-TER	4.0" H x 4.0" W (101.6mm x 101.6mm), warning header, 'Electrical shock hazard...' (legend), polyester adhesive, White/Red, 50 labels/roll, 50 roll/package.	50	300
PPS0404WSL1-W01	4.0" H x 4.0" W (101.6mm x 101.6mm), warning header, 'Electrical shock hazard do not touch terminals terminals on both the line and load sides may be energized in the open position...' (legend), polyester adhesive, Orange header and Black/White, 50 labels/roll, 50 roll/package.	50	300
C600X175SP1-AD	Super-tack, 1.75" H x 6.0" W (44.5mm x 152.4mm), 'Photovoltaicac disconnect' (legend), polyester, White/Red, 50 labels/roll, one roll/package.	50	600
C600X175SP1-DD	Super-tack, 1.75" H x 6.0" W (44.5mm x 152.4mm), 'Photovoltaic dc disconnect' (legend), polyester adhesive, White/Red, 50 labels/roll, one roll/package.	50	600
C400X200SP1-AD	Super-tack, 2.0" H x 4.0" W (50.8mm x 101.6mm), 'Photovoltaic ac disconnect...' (legend), polyester, White/Red, 50 labels/roll, one roll/package.	50	300
C400X400SP1-ASM	Super-tack, 4.0" H x 4.0" W (101.6mm x 101.6mm), 'Photovoltaic ac solar module...' (legend), polyester, White/Red, 50 labels/roll, 50 roll/package.	50	300
C400X400SP1-DD	Super-tack, 4.0" H x 4.0" W (101.6mm x 101.6mm), 'Photovoltaic dc disconnect...' (legend), polyester, White/Red, 50 labels/roll, one roll/package.	50	300

(continued on page 14)

## Identification and Safety (continued)

Part Number	Description	Std. Pkg. Qty.	Std. Ctn. Qty.
<b>Solar Specific Labels (continued)</b>			
C400X400SP1-DSM	Super-tack label, 4.0" H x 4.0" W (101.6mm x 101.6mm), 'Photovoltaic dc solar module...' (legend), polyester, White/Red, 50 labels/roll, one roll/package.	50	300
C400X400SP1-PS	Super-tack label, 4.0" H x 4.0" W (101.6mm x 101.6mm), 'Photovoltaic power source...' (legend), polyester, White/Red, 50 labels/roll, 50 roll/package.	50	300
PCS-SCT	Snap-on pipe marker, 4.0" H x 4.0" W (101.6mm x 101.6mm), 'Solar circuit' (legend) caution symbol, Red/White, semi-rigid polyester, ten piece/package.	10	100
PCS-PPST	Snap-on pipe marker, 4.0" H x 4.0" W (101.6mm x 101.6mm), warning header, 'Photovoltaic power source' (legend), Red/White, semi-rigid polyester, ten piece/package.	10	100
PCS-PPSU	Snap-on pipe marker, 8.0" H x 8.0" W (203.2mm x 203.2mm), warning header, 'Photovoltaic power source' (legend), Red/White, semi-rigid polyester, ten piece/package.	10	100
PCS-SCU	Snap-on pipe marker, 8.0" H x 8.0" W (203.2mm x 203.2mm), 'Solar circuit' (legend) caution symbol, Red/White, semi-rigid polyester, ten piece/package.	10	100

### Computer Printable Labels



Arc Flash Labels

C200X400A51	Die cut arc flash warning label, 4.00" x 2.00" (101.6mm x 50.8mm), warning header, polyester adhesive, Orange header and Black/White, 250 labels/roll, one roll/package.	1	4
C200X100AWT	2.00" (50.8mm) W x 1.00" (25.4mm) H, raised panel, Red, one label/row, 500 pc. package quantity.	500	—
C300X250AWT	3.00" (76.2mm)W x 2.50" (63.5mm) H, raised panel, Red, one label/row, 500 pc. package quantity.	500	—
C400X100AWT	4.00" (101.6mm)W x 1.00" (25.4mm) H, raised panel, Red, one label/row, 500 pc. package quantity.	500	—
C400X600YZ1	Thermal transfer printable arc flash label, 4.00" x 6.00" (101.6mm x 152.4mm), polyester adhesive, Red/White danger header, 100 labels/roll, one roll/package.	1	4

### Marking Tapes



Marking Tape

PFM3X60BLK	3" x 60 yd. marking tape Black – US and Canada only.	1	—
PFM3X60BLU	3" x 60 yd. marking tape Blue – US and Canada only.	1	—
PFM3X60GRN	3" x 60 yd. marking tape Green – US and Canada only.	1	—
PFM3X60ORN	3" x 60 yd. marking tape Orange – US and Canada only.	1	—
PFM3X60RED	3" x 60 yd. marking tape Red – US and Canada only.	1	—
PFM3X60WHT	3" x 60 yd. marking tape White – US and Canada only.	1	—
PFM3X60YEL	3" x 60 yd. marking tape Yellow – US and Canada only.	1	—
PFMR2X30RED	2" x 30' reflective marking tape Red – US and Canada only.	1	—
PFMR3X15RED	3" x 15' reflective marking tape, Red – US and Canada only.	1	—

(continued on page 19)

# Identification and Safety (continued)

Part Number	Description	Std. Pkg. Qty.	Std. Ctn. Qty.
<b>Safety Labels</b>			
PLVS0507W7158	Safety Label, 5.00" (127mm) x 7.00" (177.8mm), WARNING ARC FLASH HAZARD APPROPRIATE PPE REQUIRED DO NOT OPERATE CONTROLS OR OPEN COVERS WITHOUT APPROPRIATE PERSONAL PROTECTION EQUIPMENT. FAILURE TO COMPLY MAY RESULT IN INJURY OR DEATH. Outdoor durability 5 – 7 years.	1	—
PLVS0507W7159	Safety label, 5.00" (127mm) x 7.00" (177.8mm), WARNING ARC FLASH AND SHOCK HAZARD APPROPRIATE PPE REQUIRED...outdoor durability 5 – 7 years.	1	—
PLVS0507W7160	Safety label, 5.00" (127mm) x 7.00" (177.8mm), WARNING ARC FLASH AND SHOCK HAZARD APPROPRIATE PPE REQUIRED... outdoor durability 5 – 7 years, Orange/Black/White.	1	—
PLVS0507W7163	Safety Label, 5.00" (127mm) x 7.00" (177.8mm), WARNING ARC FLASH AND SHOCK HAZARD APPROPRIATE PPE REQUIRED FAILURE TO COMPLY WITH NFPA 70E REQUIREMENTS CAN RESULT IN SERIOUS INJURY OR DEATH, outdoor durability 5 – 7 years.	1	—
PLVS0507W7164	Safety label, 5.00" (127mm) x 7.00" (177.8mm), WARNING ARC FLASH AND SHOCK HAZARD APPROPRIATE PPE REQUIRED APPROPRIATE PPE AND TOOLS REQUIRED WHEN WORKING ON THIS EQUIPMENT, outdoor durability 5 – 7 years.	1	—

### Computer Printable Continuous Tape

T100X000RWT	Reflective, 1.00" x 50' (25.4mm x 15.2m).	1	4
T100X000VU1Y	Orange, vinyl tape, 1.00" (25.4mm) x 100' (30.48m).	1	4
T100X000VW1Y	Red, vinyl tape, 1.00" (25.4mm) x 100' (30.48m).	1	4
T100X000VY1Y	Black, vinyl tape, 1.00" (25.44mm) x 100' (30.48m).	1	4
T200X000RWT	Red reflective tape, 2.00" x 50' (50.8mm x 15.2m), reflective polyester.	1	4
T200X000VU1Y	Orange, vinyl tape, 2.00" (50.8mm) x 100' (30.48m).	1	4
T200X000VW1Y	Red, vinyl tape, 2.00" (50.8mm) x 100' (30.48m).	1	4
T400X000RWT	Red reflective tape, 4.00" wide x 50.0' length, reflective polyester.	1	4
T400X000VW1Y	Red, vinyl tape, 4.00" (101.6mm) x 100' (30.48m).	1	4
T400X000YX1	Arc flash print on-demand continous tape, 4.00" x 50' (101.6mm x 15.24m), blank (no legend), polyester adhesive, Orange header and White, one package.	1	4



Vinyl Tape

### Reflective Vinyl

PRL100BY-*	Reflective number, 1" (25.4mm) legend height, (legend), reflective vinyl, Black/Yellow, 25 markers/package, one piece package quantity.	4	1
PRL150YB-*	Reflective letter, 1.5" (38.1mm) legend height, (legend), reflective vinyl, Yellow/Black, 25 markers/package, one piece package quantity.	4	1
PRL250YB-*	Reflective letter, 2.5" (63.5mm) legend height, (legend), reflective vinyl, Yellow/Black, 25 markers/package, one piece package quantity.	4	1
PRL100BY-18KIT	Reflective number kit, 1" (25.4mm) legend height, '0-9, A-D,L,P,R,S' (legend), reflective vinyl, Black/Yellow, 900 markers/package, one piece package quantity.	1	—
PRL100BY-36KIT	Reflective number kit, 1" (25.4mm) legend height, '0-9, A-Z' (legend), reflective vinyl, Black/Yellow, 950 markers/package, one piece package quantity.	1	—



PRL100BY-18KIT

(continued on page 20)

## Identification and Safety (continued)



PSL-CBNT



PVT-1056



TDP43ME

Part Number	Description	Std. Pkg. Qty.	Std. Ctn. Qty.
<b>Lockout Devices</b>			
PSL-PCB	PowerLOK™ Circuit Breaker Lockout Device.	1	10
PSL-PCBNT	PowerLOK™, "No Tool", Circuit Breaker Lockout Device.	1	10
PSL-MCB	Universal miniature circuit breaker lockout.	1	10
PSL-MCBNT	"No Tool" miniature circuit breaker lockout.	1	10
PSL-CB	Universal circuit breaker lockout.	1	10
PSL-CBNT	"No Tool" universal circuit breaker lockout.	1	10
PSL-CBIL	Circuit breaker lockout device for use with Square D I-LINE^/Federal Pacific (FPE) circuit breakers.	1	10
PSL-CBILNT	"No Tool" circuit breaker lockout for use with Square D I-LINE^/Federal Pacific (FPE) circuit breakers.	1	10
PSL-CBL	Large handle circuit breaker lockout.	1	10
PSL-8	Non-conductive padlock, 1.58" (40.13mm) X 1.77" (44.96mm) body, Red.	1	6
PSL-MLD	Multiple lockout device; includes lockout hasp and 6.00' (1.8m) vinyl coated galvanized steel cable with loop.	1	20
<b>Safety Tags</b>			
PVT-1051	Safety tags, 5.75" (146.05mm) x 3.25" (82.55mm), DANGER DO NOT OPERATE for part number PVT-1051., Polyethylene plastic, Red/Black on White, five pieces.	1	—
PVT-1056	Safety tags, 5.75" (146.05mm) x 3.25" (82.55mm), 'FRONT: DANGER EQUIPMENT LOCKED OUT – THIS LOCK/TAG MAY ONLY BE REMOVED BY: /BACK: DANGER THIS ENERGY SOURCE HAS BEEN LOCKED OUT! UNAUTHORIZED REMOVAL OF THIS LOCK/TAG MAY RESULT IN IMMEDIATE DISCHARGE. REMARKS: _____' (legend), Polyethylene plastic, Red/Black on White, five pieces.	1	—
PVT-1057	Safety tags, 5.75" (146.05mm) x 3.25" (82.55mm), 'FRONT: DANGER LOCKED OUT DO NOT REMOVE – THIS LOCK/TAG MAY ONLY BE REMOVED BY: /BACK: DANGER THIS ENERGY SOURCE HAS BEEN LOCKED OUT! UNAUTHORIZED REMOVAL OF THIS LOCK/TAG MAY RESULT IN IMMEDIATE DISCHARGE. REMARKS: _____' (legend), Polyethylene Plastic, Red/Black on White, five pieces.	1	—
<b>Label Printers and Accessories</b>			
TDP43ME	300 dpi printer; includes printer, Panduit® Easy-Mark™ Plus Labeling Software, RMEH4BL hybrid black ribbon, AC power adapter with US power cord, USB cable, user manual, quick start card, and driver disk; for use in North America.	1	—
TDP43ME-KIT	TDP43ME printer kit. Includes: printer, Panduit® Easy-Mark™ Plus Labeling Software, RMEH4BL hybrid black ribbon, AC power adapter with US power cord, USB cable, user manual, quick start card, TDP43ME-RS roll stand, TDP43ME-CASE, one roll of S100X150VATY labels, and driver disk.	1	—
RMER4BL	Ribbon for use with the TDP43ME thermal transfer desktop printer, 4.25" (107.95mm) wide, 300' (91.44m) long, resin thermal transfer, black, twelve standard carton quantity.	1	12
RMER4WH	Ribbon for use with the TDP43ME thermal transfer desktop printer, 4.25" (107.95mm) wide, 300' (91.44m) long, resin thermal transfer, white, twelve standard carton quantity.	1	6
TDP43ME-CUTTER	Optional power/automatic cutter for TDP43ME thermal transfer desktop printer; easy to install for automatic cutting of labels.	1	—

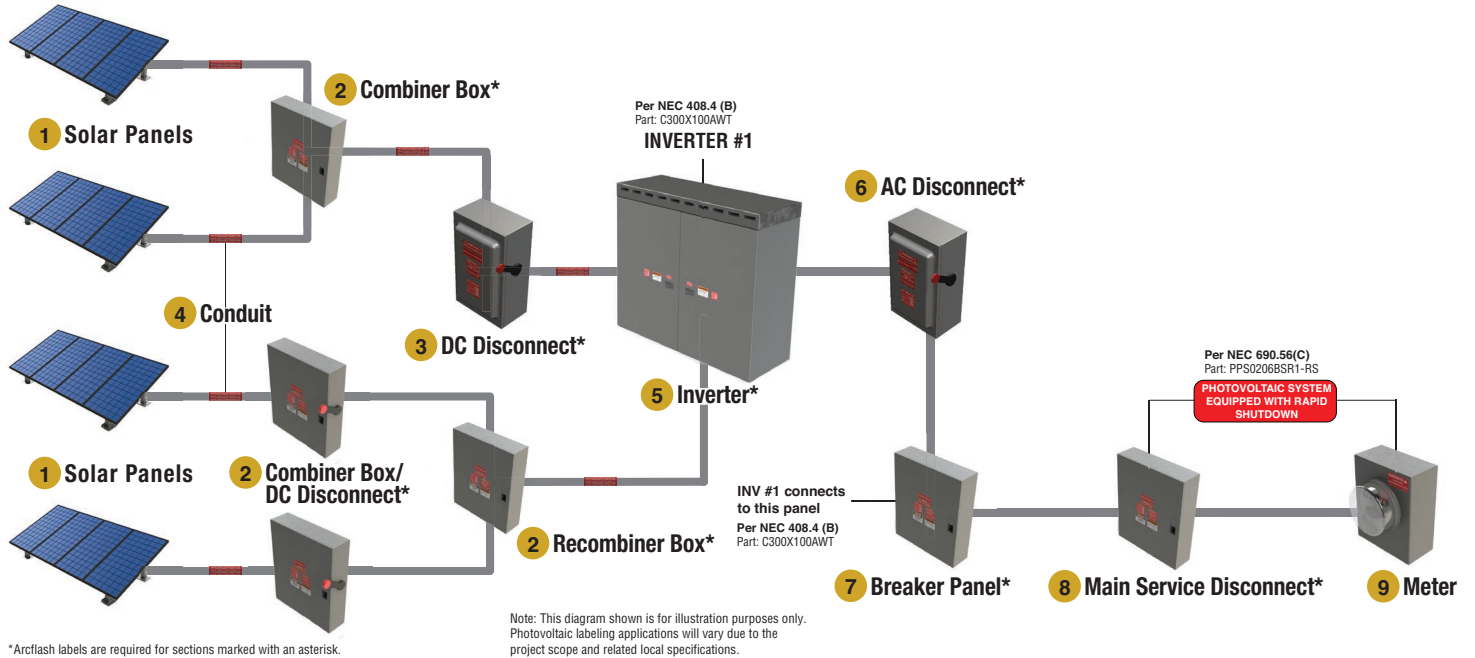
## Solar Labeling Requirements

### NEC 2017 Article 690 & IFC 2012 General Labeling Requirements

IFC 605.11.1.3: "Adhesive fastened vinyl signs are to be weather resistant."

NEC 110.21: "The label shall be of sufficient durability to withstand the environment involved."

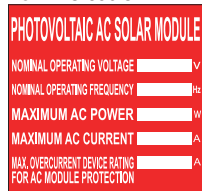
NEC 110.21(B): "Where required, labels and field markings shall conform to ANSI Z535.4-2011."



\*Arcflash labels are required for sections marked with an asterisk.

#### 1 Solar Panels

Per NEC 690.52



Part No: C400X400SP1-ASM

#### 2 3 Combiner Box/DC Disconnect

Per NEC 690.31(G) & IFC 605.11.1.2



Part No: PPS0206WSR1-PS

Per IFC 605.11.1



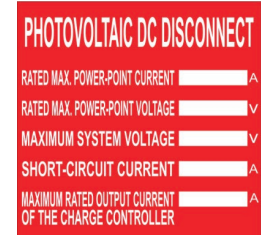
Part No: PPS0206BSR1-SDI

Per NEC 690.33(E)(2)



Part No: PPS0206CSR1-DND

Per NEC 690.13(B) & NEC 690.53



Part No: C400X400SP1-DD

Per NEC 110.27 (C)



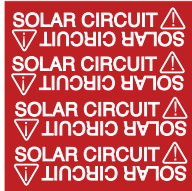
Part No:  
PPS0305D70 PPS0710D70  
PPS1014D70 PRS1014D70

(continued on page 18)

## Solar Labeling Requirements (continued)

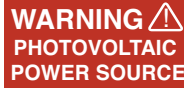
### 4 Conduit

Per NEC 690.31 (G) and IFC 605.11.1.2



Part No: PCS-SCT  
PCS-SCU

Per NEC 690.31 (G)



Part No: PCS-PPST  
PCS-PPSU  
SSL0204-PPS

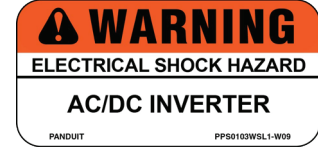
### 5 Inverter

Per NEC 690.54



Part No: C400X200SP1-AD

Per NEC 690.35 (G)



Part No: PPS0103WSL1-W09

Per NEC 690.33 (E)(2)



Part No: PPS0206CSR1-DND

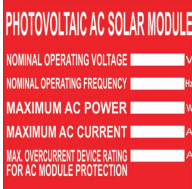
### 6 AC Disconnect\*

Per IFC 605.11.1, NEC 690.15 & NEC 690.13(B)



Part No: C600X175SP1-AD

Per NEC 690.52



Part No: C400X400SP1-ASM

Per NEC 690.54



Part No: C400X200SP1-AD

### 7 Breaker Panel\*

Per NEC 705.12(D)(4) & NEC 690.64



Part No: PPS0204CSL1-C02

Per NEC 690.33(E)(2)



Part No: PPS0206CSR1-DND

### 8 Main Service Disconnect\*

Per NEC 690.53, NEC 690.14(C) (2), IFC 605.11.1, & IFC 605.11.4



Part No: PPS0206BSR1-MD

Per IFC 605.11.1



Part No: PPS0206BSR1-SD

Per NEC 110.27(C)



Part No: PPS0204WSL1-W04

Per NEC 690.53, NEC 690.14(C) (2), IFC 605.11.1, & IFC 605.11.4



Part No: PPS0206CSL1-C01

### 9 Meter

Per NEC 690.53, NEC 690.14(C) (2), IFC 605.11.1, & IFC 605.11.4



Part No: PPS0206CSL1-C01

## Additional Print On-Demand – Per NEC 690.31(E)(4), IFC 605.11.1.2, & NEC 690.4(B)

#### Wire/Cable Identification



**Marker Plates**  
M300X100Y7T  
M300X100Y6T  
M300X100AIT



**Heat Shrink Labels**  
H200X025H1T  
H200X034H1T  
H200X044H1T  
H200X064H1T

#### Equipment Identification



**Raised Panel Labels**  
C200X100AWT  
C300X100AWT  
C300X250AWT  
C400X100AWT




**Polyester Labels**  
C100X050YPT  
C200X100YPT  
C300X200YPT  
C400X300YPT

**Reflective Tapes**  
T400X000RWT

#### Arc Flash Requirements

Per NFPA 70E 2012 130.5 (C)



Part No: C400X600A51

# Solar Energy Solutions

## LABELING REQUIREMENTS FOR ARTICLE 690

**NEC 690.13(B)** Each PV system disconnecting means shall plainly indicate whether in the open (off) or closed (on) position and be permanently marked “PV SYSTEM DISCONNECT” or equivalent. Additional markings shall be permitted based upon the specific system configuration. For PV system disconnecting means where the line and load terminals may be energized in the open position, the device shall be marked with the following words or equivalent.

**NEC 690.13(F)** Type of Disconnect. A dc PV system disconnecting means shall be marked for use in PV systems or be suitable for backfeed operation.

**NEC 690.15(C)** An isolating device shall be rated to open the maximum circuit current under load or be marked “Do Not Disconnect Under Load” or “Not for Current Interrupting.”

**NEC 690.31(B)(1)** PV system circuit conductors shall be identified at all accessible points of termination, connection and splices. The means of identification shall be permitted by separate color coding, marking tape, tagging or other approved means.

**NEC 690.31(G)(1)** Where circuits are embedded in build up, laminate or membrane roofing materials not covered by PV modules and associated equipment, the location of the circuits shall be clearly marked.

**NEC 690.31(G)(4)** PV dc system circuit labels shall appear on every section of the wiring system that is separated by enclosures, walls, partitions, ceilings, or floors. Spacing between labels or markings, or between a label and a marking, shall not be more than 3 m (10 ft). Labels required in this section shall be suitable for the environment where they are installed.

**NEC 690.31(I)** Solidly-grounded bipolar PV systems shall be clearly marked with a permanent, legible warning notice indicating that the disconnection of the grounded conductor(s) may result in overvoltage on the equipment.

**NEC 690.33(E)(2)** Interruption of Circuit. Connectors shall be a type that requires the use of a tool to open and marked “Do Not Disconnect Under Load” or “Not for Current Interrupting.”

**NEC 690.52** Alternating-current modules shall be marked with identification of terminals or leads and with identification of the following ratings.

**NEC 690.53** A permanent label for the dc PV power source indicating items (1) through (3) shall be provided by the installer at dc PV system disconnecting means and at each dc equipment disconnecting means required by 690.15. Where a disconnecting means has more than one dc PV power source, the values in 690.53 (1) through (3) shall be specified for each source.

## REQUIREMENTS FOR ELECTRICAL INSTALLATIONS (FIELD MARKING)

**NEC 110.16** Electrical equipment that are in other than dwelling units shall be field marked to warn qualified persons of a potential Arc Flash hazard.

**NEC 110.16(A)** Arc Flash: Electrical equipment, such as switchboards, switchgear, panelboards, industrial control panels, meter socket enclosures, and motor control centers, that is in other than dwelling units, and is likely to require examination, adjustment, servicing, or maintenance while energized, shall be field or factory marked to warn qualified persons of potential electric arc flash hazards.

The marking shall meet the requirements in 110.21(B) and shall be located so as to be clearly visible to qualified persons before examination, adjustment, servicing, or maintenance of the equipment.

**NEC 110.16(B)** In other than dwelling units, in addition to the requirements in (A), a permanent label shall be field or factory applied to service equipment rated 1200 amps or more. The label shall meet the requirements of 110.21(B) and contain the following information.

1. Nominal system voltage
2. Available fault current at the service overcurrent protective devices.
3. The clearing time of service overcurrent protective devices based on the available fault current at the service equipment.
4. The date the label was applied.

**Exception:** Service equipment labeling shall not be required if an arc flash label is applied in accordance with acceptable industry practice.

**NEC 110.21(B)(1)** FIELD APPLIED HAZARD MARKINGS: The marking shall warn of the hazards using effective words, colors, symbols, or any combination thereof.

**NEC 110.21(B)(3)** The label shall be of sufficient durability to withstand the environment involved.

**NEC 110.22(B)** Engineered Series Combination Systems: Equipment enclosures for circuit breakers or fuses applied in compliance with series combination ratings selected under engineering supervision in accordance with 250.86(A) shall be legibly marked in the field as directed by the engineer to indicate the equipment has been applied with a series combination rating. The marking shall meet the requirements in 110.21(B) and shall be readily visible and state the following:

**NEC 110.24(A)** Field Marking: Service equipment at other than dwelling units shall be legibly marked in the field with the maximum available fault current.

The field marking(s) shall include the date the fault-current calculation was performed and be of sufficient durability to withstand the environment involved. The calculation shall be documented and made available to those authorized to design, install, inspect, maintain, or operate the system.

**NEC 110.27(C)** Entrances to rooms or other guarded locations that contain exposed live parts shall be marked with conspicuous warning signs forbidding unqualified persons to enter.

**NEC 210.5(C)(1)(b)** Posting of Identification Means: The method utilized for conductors originating within each branch-circuit panelboard or similar branch circuit distribution equipment shall be documented in a manner that is readily available and shall be permanently posted at each branch-circuit panelboard or similar branch-circuit distribution equipment. The label shall be of sufficient durability to withstand the environment involved and shall not be handwritten

**NEC 230.2(E)** Identification – Where a building or structure is supplied by more than one service, or any combination of branch circuits, feeders, and services, a permanent plaque or directory shall be installed at each service disconnect location denoting all other services, feeders, and branch circuits supplying that building or structure and the area served by each.

## Comprehensive Solar Energy Solutions:

If you route it, ground it, connect it, protect it, or identify it... Panduit can help you manage it.

### Cable Management



### Printing Systems



### Control and Monitor



### Safety and Lockout/Tagout



### Power and Grounding





## Global Capabilities

### Global Expertise and Support

Global distribution, manufacturing, sales and technical support teams make Panduit solutions readily accessible, allowing the right products to be delivered when and where they are needed.

### Worldwide Certifications

Panduit solutions hold a variety of the most common heavy industry certifications and approvals worldwide.

# PANDUIT®

Panduit Corp.  
 World Headquarters  
 Tinley Park, IL 60487

cs@panduit.com

US and Canada: 800.777.3300

Europe, Middle East, and Africa:

44.20.8601.7200

Latin America: 52.33.3777.6000

Asia Pacific: 65.6305.7575

[www.panduit.com](http://www.panduit.com)