


PCB terminal blocks and PCB connectors

Product overview 2023

PCB terminal blocks, PCB connectors, and panel feed-through terminal blocks

Whether Push-in spring or screw connection, as a PCB terminal block or easy-to-maintain connector for one to 24 positions: The comprehensive COMBICON product range offers the right connection technology to transmit signals, data, or power for almost every application.



PCB terminal blocks

- For conductor cross-sections from 0.14 (AWG 26) to 95 mm² (AWG 3/0)
- For currents up to 232 A (IEC) / 200 A (UL B, C)
- For voltages up to 1,000 V (IEC) / 600 V (UL B, C)
- With screw, spring, and insulation displacement connection for various connection directions
- For 2.5 to 20 mm pitch
- For wave, THR, and SMT soldering


i Web code: [#0391](#)



PCB connectors

- For conductor cross-sections from 0.14 (AWG 26) to 35 mm² (AWG 2)
- For currents up to 125 A (IEC) / 115 A (UL B, C)
- For voltages up to 1,000 V (IEC) / 600 V (UL B, C)
- With screw, spring, insulation displacement, and crimp connection for various connection directions
- For 2.5 to 15 mm pitch
- Various combinations available for board-to-board, wire-to-board, and wire-to-wire connections, as well as individual cable assemblies
- SKEDD direct-connection technology



i Web code: [#0425](#)



High-current feed-through terminal blocks

- For conductor cross-sections from 4 (AWG 10) to 95 mm² (AWG 3/0)
- For currents up to 232 A (IEC) / 230 A (UL B, C)
- For voltages up to 1,000 V (IEC) / 600 V (UL B, C)
- With screw, spring, and T-LOX connection for various connection directions
- For panel thicknesses of 1 to 6 mm
- Fastening with tool-free snap-in locking mechanism

 Web code: #0456



Contents

Overview	4
PCB terminal blocks	8
PCB connectors	10
Assembled PCB connectors	12
High-current feed-through terminal blocks	14
Connection technology for data transmission	16
Applications	18
Connection technologies	20
Connection technology for all manufacturing processes	22
UL certification and Ex approval	24
Product overview	28
PCB terminal blocks	28
PCB connectors	44
High-current feed-through terminal blocks	74
Excellent services	78

Find out more with the web code

For detailed information, use the web codes provided in this brochure. Simply enter # and the four-digit number in the search field on our website.

 Web code: #1234 (example)

Or use the direct link:
[phoenixcontact.com/webcode/#1234](https://www.phoenixcontact.com/webcode/#1234)

PCB connection technology for every application

The IP20 connection technology from Phoenix Contact enables connections for data, signal, and power transmission. Whether with PCB terminal blocks, PCB connectors, or panel feed-throughs – we provide the right connection technology for every application.



DATA

Data rates up to 1 Gbps

- Transmission solutions for common fieldbuses and Industrial Ethernet
- Hybrid connectors for simultaneous data and power transmission (Power over Ethernet)
- Components in accordance with CAT5


i Web code: #0783

POWER

Power up to 232 A/1,000 V (IEC)

- Conductor cross-sections up to 95 mm²
- Pitch of up to 20 mm
- Available with optional shield connection

i Web code: #0782



SIGNAL

Signals up to 40 connections



- Currents up to 8 A
- Voltages up to 300 V
- Available with optional shield connection

i Web code: #0781



PCB terminal blocks


Process interfaces, automation components, or frequency converters – whatever the application, we offer the right PCB terminal block for your needs. The unrivalled product range encompasses miniature PCB terminal blocks in COMBICON class XS through to PCB terminal blocks in COMBICON class XXL.



Main features


- For conductor cross-sections from 0.14 mm² (AWG 26) to 95 mm² (AWG 3/0)
- For currents up to 232 A (IEC) / 200 A (UL B, C)
- For voltages up to 1,000 V (IEC) / 600 V (UL B, C)
- With screw, spring, and insulation displacement connection for various connection directions
- For 2.5 to 20 mm pitch

Advantages at a glance




Individual markings

Printing, marking, and color-coding.




Compact design

Largest possible clamping space with small component size.



Easy integration into the device front

Uniform design and termination flush with the housing.




Process-optimized packaging

Components for SMT and THR processes in machine-compatible packaging.




Multi-level versions

High packing and connection density.




Terminal blocks of the same shape

Identical size and the same pinning for Push-in spring and screw connections.




Multi-row arrangement

Angled conductor outlet facilitates high packing density on the PCB.



Easy potential distribution

Integrated and plug-in bridges for the straightforward connection of individual positions.





Integrated test points

Take measurements without removing the wiring.

PCB connectors


PCB connectors from Phoenix Contact come with innovative connection technologies. With compact PCB connectors from COMBICON class XS through to COMBICON class XL power connectors, you will always find the appropriate solution for your device design. Assembled connectors with various cable lengths and cross-sections also provide connection solutions that are immediately ready for use.



Main features


- For conductor cross-sections from 0.14 mm² (AWG 26) to 35 mm² (AWG 2)
- For currents up to 125 A (IEC) / 115 A (UL B, C)
- For voltages up to 1,000 V (IEC) / 600 V (UL B, C)
- With screw, spring, insulation displacement, and crimp connection for various connection directions
- For 2.5 to 15 mm pitch

Advantages at a glance




Compact design

Largest possible conductor cross-sections with small component size.



Multi-row connectors

Multi-row versions for connecting conductors on several levels.




Innovative locking systems

Screw flange, latching flange, center flange, Click and Lock, and lock-and-release locking system.




Individual cable assemblies

Freely selectable cable lengths and cross-sections for individual cable assemblies.




Cost-optimized pin strips

Straight and angled pin strips for wave and reflow soldering processes.




Flexible power distribution

Individual energy bus systems based on the PC 6 ST-BUS.




Mechanical coding

Special coding tabs and coding profiles prevent mismatching.



Reliable panel feed-throughs

Connections through the device panel with connectors and headers for panel mounting.




Tool-free direct-connection technology

SKEDD technology for reduced material and process costs.

Assembled PCB connectors

Phoenix Contact offers various PCB connectors with crimp connection as a convenient assembled connection solution. Freely selectable cable lengths and cross-sections enable individual cable assemblies with various pitches.



Main features

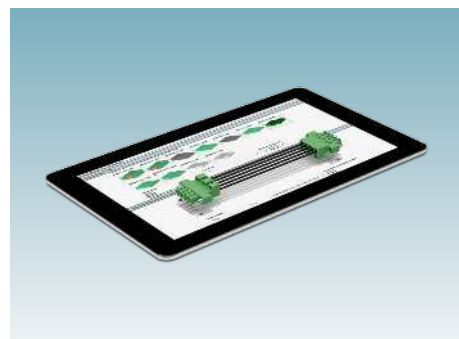
- Cable lengths from 10 to 300 cm
- Conductor cross-sections from AWG 22 to AWG 14
- Approval in accordance with UL standard "Wiring Harness Traceability Program"
- High-quality PVC single-core wires and conductors
- Versions available with gold-plated contacts and with screw or latching flange

Configurator for assembled PCB connectors













Create PCB connectors with preassembled cables for your application. To do so, select suitable connectors for both cable ends. Specify the connection system, the number of positions, and pitch, among other options. Freely selectable cable lengths and cross-sections enable individual cable assemblies for various nominal currents.

Configure your connection solution online in just five easy steps:

1. Enter the web code [#2053](#) in the search field on the Phoenix Contact website.
2. Select an available PCB connector.
3. On the detailed item page, activate the "Configure" tab.
4. Select the cable type and the desired length.
5. Check the configuration and add to cart.




Phoenix Contact offers the following PCB connectors with crimp connection as connection solutions designed for assembly:

PCB connectors with crimp connection						
 Web code: #2053	Product family	Notes	Number of pos.	Pitch [mm]	Conductor cross-section AWG	Latching
	CA-PTCM ... / D	Male / male	2 ... 8	2.5	22 - 18	With latching
	CA-PTCM ... / ...	Male / female	2 ... 8	2.5	22 - 18	With latching
	CA-MCC ... / D	Male / male	2 ... 16	2.54	22 - 18	-
	CA-DMCC ... / D	Male / male	2 ... 16 (2)	2.54	22 - 18	-
	CA-MCC ... / D	Male / male	2 ... 16	3.81	22 - 18	-
	CA-MCC ... / D	Male / male	2 ... 16	3.81	22 - 18	With screw flange
	CA-CDDC ... / D	Male / male	2 ... 16 (2)	3.5	22 - 16	With body-bound rivets for locking on the PCB
	CA-MSTBC ... / D	Male / male	2 ... 16	5.08	16 - 14	-
	CA-MSTBC ... / ...	Male / female	2 ... 16	5.08	16 - 14	-
	CA-MSTBC ... / D	Male / male	2 ... 16	5.08	16 - 14	With screw flange
	CA-CDDC ... / D	Male / male	2 ... 16 (2)	5.0	16 - 14	With body-bound rivets for locking on the PCB

High-current feed-through terminal blocks

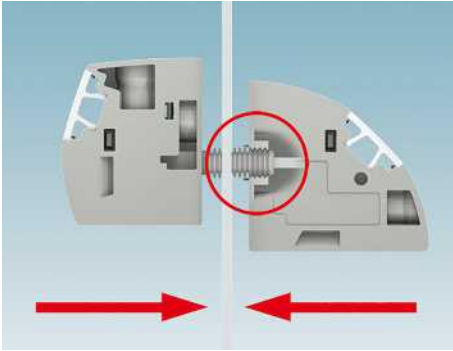
The right solution for every situation: Phoenix Contact offers a complete range of high-current feed-through terminal blocks in a compact design. For panel thickness of 1 to 6 mm, for currents up to 232 A, and voltages up to 1,000 V (IEC).



Main features

- For conductor cross-sections from 4 (AWG 10) to 95 mm² (AWG 3/0)
- For currents up to 232 A (IEC) / 230 A (UL B, C)
- For voltages up to 1,000 V (IEC) / 600 V (UL B, C)
- With screw, spring, and T-LOX connection for various connection directions
- For panel thicknesses of 1 to 6 mm

Advantages at a glance




Easy mounting

The outer part and inner part are latched together through the housing panel without tools.




Clear marking

Marking groove integrated in the housing for clear marking.




Convenient block arrangement

Create preassembled blocks easily with securing pin versions.




Screw fastenings

Alternative fastening option inside the device.




Rivet fastenings

Alternative fastening option inside the device.



Flange fastenings

Alternative fastening option on the outside of the device.



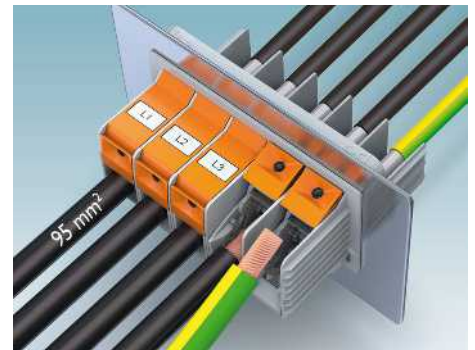
High degree of tightness

Molded terminal blocks are specifically designed to meet the requirements of molded devices.



Larger insulation distances

Spacer plates increase insulation distances between adjacent positions.




Fast conductor connection

Connect conductors up to 95 mm² (AWG 3/0) with the T-LOX knee-lever connection technology.

PCB connection technology for data transmission up to 1 Gbps

Complex automation processes demand communication in many areas. You can now benefit from reliable PCB terminal blocks and PCB connectors that have been qualified in accordance with various transmission standards. These include, but are not limited to These include Ethernet APL, PROFINET, Ethernet CAT5, and EtherCAT P.



Ethernet



Ethernet APL


Ethernet APL technology enables communication through to the field level with 10 Mbps via two-wire Ethernet. The connection points are marked and color-coded for easy installation.

You will find further products, including for use in potentially explosive areas, via the web code:

 Web code: [#2390](#)



SPTAF 1/ 3-5,0-IL
MC RDNGY BD
Item no. [1161098](#)



MVSTBR 2,5/ 3-STF-
5,08 BUDDWH
Item no. [1161208](#)

PROFINET

PROFINET features high transmission speeds of up to 100 Mbps through to the field level. PCB terminal blocks from Phoenix Contact satisfy the requirements of the “Guideline for PROFINET” and in some cases meet the increased safety requirements of “Ex e” type of protection in accordance with IEC 60079-7.

You will find a product overview via the web code:

 Web code: [#1598](#)



SPTAF 1/ 4-5,0-IL-EX
PROFINET 3
Item no. [1071100](#)




SPT 2,5/ 4-H-EX
PROFINET 2
Item no. [1034522](#)

Ethernet CAT5

Ethernet, one of the most widely used data transmission technologies, can transmit 100 Mbps or 1 Gbps over CAT 5. Phoenix Contact provides products for CAT5 transmission, some of which have empty positions in order to prevent crosstalk and ensure secure communication.

You will find them via the web code:

 Web code: [#2713](#)



SPTA 1,5/ 4-3,81
Item no. [1751493](#)




FMC 1,5/ 5-ST-3,5
Item no. [1952296](#)

EtherCAT P

Along with category 5 transmission, the DMCC 0,5 also features EtherCAT P qualification, which realizes power supply (24 V/3 A) via the data line (100 Mbps). Moreover, shielding and an optional locking function are also available.

You will find Phoenix Contact’s DMCC 0,5/ ST-SH series, created and qualified in accordance with the EtherCAT P standard, via the web code:

 Web code: [#2332](#)




DMCC 0,5/ 2-ST-SH
7,0-2,54
Item no. [1128660](#)



DMCC 0,5/2-ST-SHL
7,0-2,54
Item no. [1150807](#)

The right solution for every application

Whether for reliable inverters, complex controllers or state-of-the-art Smart Home applications – the COMBICON product range offers the right solution for every application. International approvals and certificates attest to the high quality and suitability of our products for use worldwide.



Applications at a glance

Solutions for industrial automation

- PCB terminal blocks and PCB connectors with various connection technologies and connection directions
- Designs for high packing density on the PCB



Controller for rail vehicles



Frequency converter



Power supply



Switch network technology

Solutions for building automation

- PCB terminal blocks and PCB connectors in a compact design
- Solutions for rigid and flexible LED PCBs



Lighting



Safety technology



Communication



Building automation

Solutions for process automation

- PCB terminal blocks and PCB connectors with Ex approval for use in potentially explosive areas
- Connection technology for Ethernet communication, e.g., PROFINET or Ethernet AP



Signal converter



I/O system



Flow meter




APL field switch

Solutions for applications in the field of renewable energy and power supply

- Powerful PCB terminal blocks and PCB connectors up to 230 A
- Intuitive connection technologies for easy operation in the field



Home charging station



Frequency converter



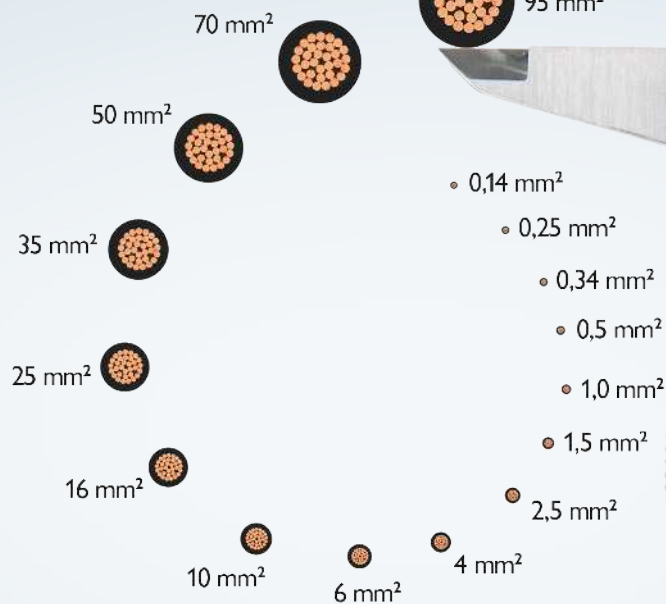

Charging controller



PV inverter

Always the right connection technology


Phoenix Contact provides the largest product range on the market for conductor cross-sections up to 95 mm² (AWG 3/0). Whether globally established screw connection or innovative fast-connection technology – the choice is yours.




0.14 mm² - 95 mm²



Connection technologies at a glance




Screw connection with tension sleeve




Front screw connection



Screw connection with wire guard




Crimp connection



Bolt connection



IDC insulation displacement connection



Push-in spring connection



Lever push-in connection



Spring-cage connection



SUNCLIX spring connection



T-LOX knee-lever connection




Connection technology for all manufacturing processes


The comprehensive range of PCB terminal blocks and headers provides you with solutions for various manufacturing processes, such as soldering, press-in technology, and direct connection. This means you can assemble PCBs efficiently and process them reliably. The new SKEDD direct-connection technology also enables you to reduce your material and process costs by up to 30%.



 Web code:
#0921




Manufacturing processes at a glance




Wave soldering

Wave soldering is the classic soldering process for manufacturing electronic modules that are predominantly assembled with through-hole components. The soldering contact inserted through the PCB and the soldering on the bottom of the PCB are characteristic of this process.



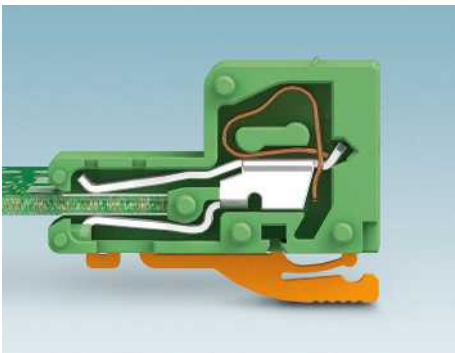
THR soldering

Through-hole reflow soldering (THR) enables the integration of through-hole components made from high-temperature material into the SMT reflow process. During this process, the through-hole contacts are inserted into the holes filled with solder paste and soldered using the reflow soldering process.




SMT soldering

Surface mount technology (SMT) is used for surface mounting components. The components are assembled on the surface of the PCB with solder paste and soldered using the reflow soldering process. Special components with corresponding surface contacts are required for this.



Direct-connection technology

Direct connection is a solder-free mounting technology that dispenses with pin strips. The connector makes direct contact with the corresponding pads on the edge of the PCB. These pads must be provided in the PCB layout.



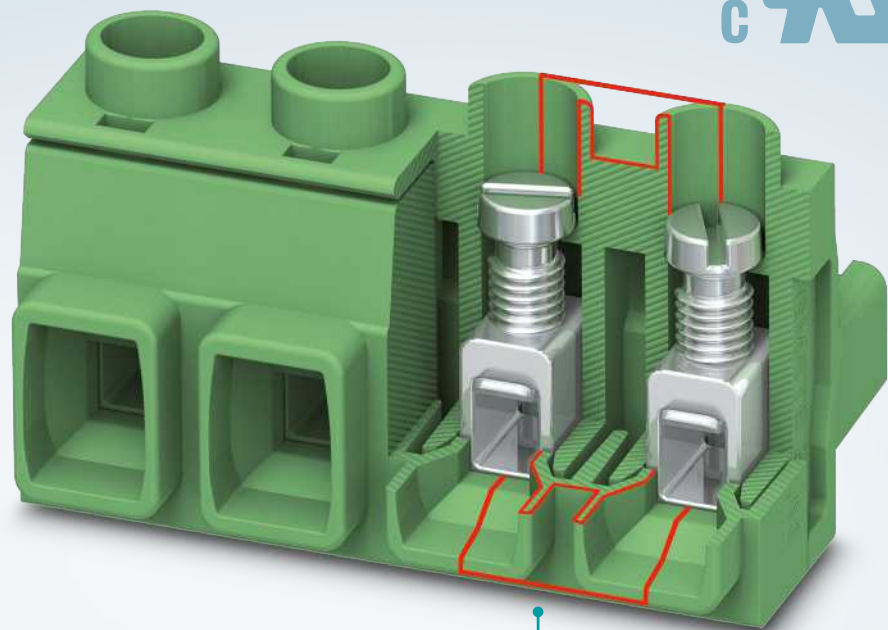

SKEDD direct-connection technology

SKEDD is an innovative mounting technology for connecting PCB connectors directly to the PCB via through-contacted holes. Mounting is tool-free and no additional header is required. Body-bound rivets ensure a reliable and vibration-resistant connection.



Connection technology with UL certification

As a responsible manufacturer of device connection technology, we develop and test our products so that your devices can be approved and used internationally. UL recognizes terminal blocks and connectors as individual components (UL 1059). In the end application, components undergo final evaluation and are approved together with the device.



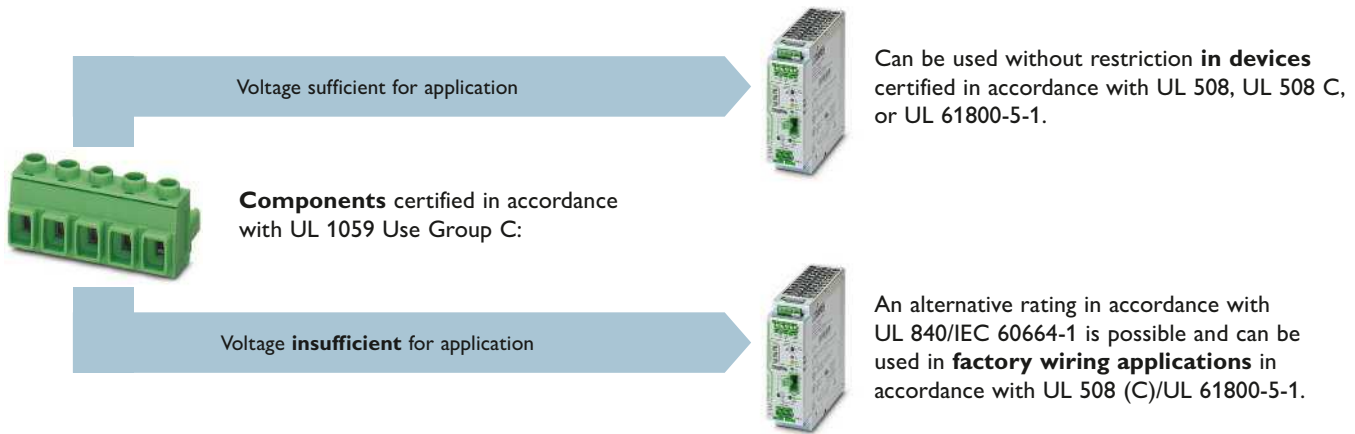
Product and device standard

Depending on the device standard, PCB terminal blocks and PCB connectors certified in accordance with product standard UL 1059 for a maximum voltage of 300 V may also be used in 600 V applications providing certain requirements are met.

Air clearances and creepage distances

For safety reasons, it is a requirement for all UL approvals that the required air clearances and creepage distances are maintained. The air clearance is the shortest straight-line distance between two conductive objects through the air, while the creepage distance is the shortest distance between two conductive objects along the surface of an insulation material.

UL certification in accordance with product and device standards



UL 1059 “Terminal blocks”

In order for Phoenix Contact products to be able to be used in industrial applications without restrictions, they are generally tested and recognized in accordance with UL 1059.

The following table lists the air clearances and creepage distances required for the components. The Use Group refers to the subsequent area of application of the end device.

Use group	Area of application	Max. voltage (V)	Required distances (mm)	
			Clearance	Creepage distance
A	Operating elements, consoles, etc.	150	12.7	19.1
		300	19.1	31.8
		600	25.4	50.8
B	Commercially available devices, including office and electronic data processing equipment, etc.	150	1.6	1.6
		300	2.4	2.4
		600	9.5	12.7
C	Industrial applications, without restrictions	150	3.2	6.4
		300	6.4	9.5
		600	9.5	12.7
D	Industrial applications, equipment with limited performance data (limited rating)	300	1.6	3.2
		600	4.8	9.5
E	Connection technology for the 600 V... 1500 V power range	601 - 1000	14	21.6
		1001 - 1500	17.8	30.5
F	Industrial applications, equipment that has been assessed in accordance with UL 508, 508 C, 840	51 - 1500	As defined in the device standard	

UL 508 “Industrial control equipment”

Terminal blocks that are recognized in accordance with UL 1059 Use Group C meet the requirements of UL 508 for field wiring terminal blocks. They can thus be used without restriction in devices in accordance with this standard. In certain cases, UL 508 also permits an alternative rating in accordance with UL 840.

UL 508 C “Power conversion equipment”

This UL standard applies specifically to power electronics (e.g., frequency converters). The requirements for field wiring terminal blocks are similar to the specifications of UL 508. An alternative rating in accordance with UL 840 is also possible here in certain cases.

UL 61800-5-1 “Adjustable speed electrical power drive systems – Part 5-1: Safety requirements [...]”

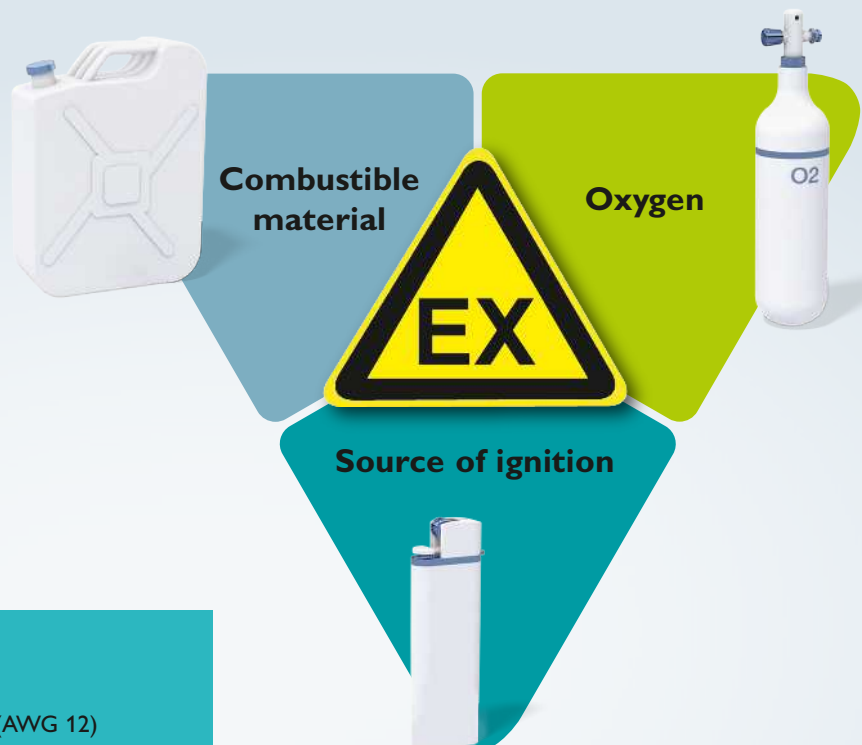

UL 61800-5-1 is a new standard for power electronics. Here too, the requirements for field wiring terminal blocks are similar to the specifications of UL 508. An alternative rating in accordance with IEC 60664-1 is possible here in certain cases.

UL 840 “Insulation coordination including air clearances and creepage distances for electrical equipment”

This standard describes an alternative procedure for designing the insulation of end products for defined ambient conditions (overvoltage category, pollution degree, material index), provided that this is permitted by the device standard.

Connection technology for potentially explosive areas

The device connection range with Ex approval is specially designed for use in potentially explosive areas. As such, the range meets the requirements for use in process technology applications. The components are suitable for use in category 2 devices with “Ex eb” increased safety type of protection.



Main features


- For conductor cross-sections up to 4 mm² (AWG 12)
- For currents up to 12 A and voltages up to 352 V (in accordance with EN/IEC)
- With Push-in, screw, and spring-cage connection
- Large selection of pitches from 5.0 to 7.62 mm; can also be extended with pitch spacers
- Number of positions: 2 to 12 (can be extended for PCB terminal blocks)
- Horizontal, vertical, or angled conductor outlets
- Ex marking in accordance with ATEX and IECEx
- Can be used in areas with a risk of gas or dust explosions

Advantages at a glance




Plug-in PCB connections

Additional contact mechanism ensures secure plug-in connection.



Innovative locking systems

Screw flange, latching flange, and lock-and-release locking system.



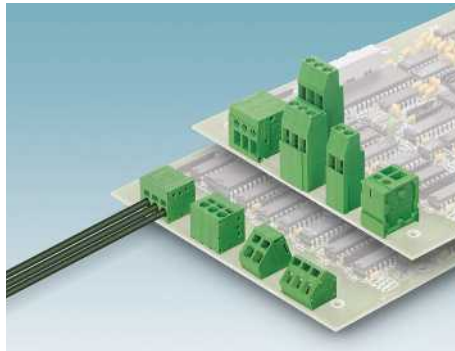
Connectors for any mounting position

Straight and angled headers for wave soldering processes.




Increased mechanical safety

Double solder pins enable use under high mechanical strain.




Flexible device design

PCB terminal blocks with horizontal, vertical, or angled conductor outlet.




Increased air clearances and creepage distances

Increased nominal voltage through partial assembly and the use of pitch spacers.



Conformance with PROFINET Directive

Secure data transmission in accordance with CAT5 with twisted pair conductors.









Qualified in accordance with the APL Port Profile Specification




Reliable communication based on Ethernet APL.

PCB terminal blocks 0.14 to 95 mm²

 XS PCB terminal blocks for conductor cross-sections up to 0.8 mm²							
Conductor cross-sections up to 0.8 mm ² (AWG 18), screw connection with tension sleeve							
 Web code: #2882	Product family	Notes	Number of pos.	Pitch (mm)	Current ¹⁾ (A)	Voltage ^{1) 2)} (V)	Connection direction
	MPT 0,5	-	2 ... 12	2.54	6 IEC 6 UL (B)	160 IEC 125 UL (B)	0°
Conductor cross-sections up to 0.8 mm ² (AWG 18), Push-in spring connection							
 Web code: #0706	Product family	Notes	Number of pos.	Pitch (mm)	Current ¹⁾ (A)	Voltage ^{1) 2)} (V)	Connection direction
	PTSM 0,5/...-H-THR	Black, THR soldering	2 ... 8	2.5	6 IEC 5 UL (B)	160 IEC 150 UL (B)	0°
	PTSM 0,5/...-V-THR	Black, THR soldering	2 ... 8	2.5	6 IEC 5 UL (B)	160 IEC 150 UL (B)	90°
	PTSM 0,5/...-H-SMD	Black, SMT soldering	2 ... 8	2.5	6 IEC 5 UL (B)	160 IEC 150 UL (B)	0°
	PTSM 0,5/...-V-SMD	Black, SMT soldering	2 ... 8	2.5	6 IEC 5 UL (B)	160 IEC 150 UL (B)	90°
	PTSM 0,5/...-H-THR	White, THR soldering, higher voltage possible (IEC in accordance with II/2: 320 V)	2 ... 8	2.5	6 IEC 5 UL (B)	160 IEC 150 UL (B)	0°
	PTSM 0,5/...-V-THR	White, THR soldering, higher voltage possible (IEC in accordance with II/2: 320 V)	2 ... 8	2.5	6 IEC 5 UL (B)	160 IEC 150 UL (B)	90°
	PTSM 0,5/...-H-SMD	White, SMT soldering, 1-pos. also available, higher voltage possible (IEC in accordance with II/2: 320 V)	1 ... 8	2.5	6 IEC 5 UL (B)	160 IEC 150 UL (B)	0°
	PTSM 0,5/...-V-SMD	White, SMT soldering, higher voltage possible (IEC in accordance with II/2: 320 V)	2 ... 8	2.5	6 IEC 5 UL (B)	160 IEC 150 UL (B)	90°

 Web code: #0706	Product family	Notes	Number of pos.	Pitch (mm)	Current ¹⁾ (A)	Voltage ¹⁾²⁾ (V)	Connection direction
	PTSA 0,5/...-F PTSA 0,5/...-Z	Front pinning Zigzag pinning (300 V in accordance with UL Use Group B)	2 ... 16	2.5	6 IEC 2 UL (B) 2 UL (D)	160 IEC 150 UL (B) 300 UL (D)	45°
	FFKDS(A)/H	-	2 ... 12	2.54	6 IEC 6 UL (B)	160 IEC 150 UL (B)	0°
	FFKDS(A)/V	-	2 ... 12	2.54	6 IEC 6 UL (B)	160 IEC 150 UL (B)	90°
	FK-MPT 0,5/...-H	TWIN connection	2 ... 16	3.5	4 IEC 4 UL (B, D)	250 IEC 300 UL (B, D)	0°
	FK-MPT 0,5/...-V	TWIN connection	2 ... 16	3.5	4 IEC 4 UL (B, D)	250 IEC 300 UL (B, D)	90°







Conductor cross-sections up to 0.8 mm² (AWG 18), IDC insulation displacement connection

 Web code: #0707	Product family	Notes	Number of pos.	Pitch (mm)	Current ¹⁾ (A)	Voltage ¹⁾²⁾ (V)	Connection direction
	PTQ 0,3	-	2	2.5	4 IEC 2 UL (B)	160 IEC 150 UL (B)	0°
	IDC 0,3	-	2 ... 12	3.81	5 IEC 5 UL (B, D)	160 IEC 300 UL (B, D)	0°



S PCB terminal blocks for conductor cross-sections up to 1.5 mm²










Conductor cross-sections up to 1.5 mm² (AWG 16), screw connection with wire guard














 Web code: #0708	Product family	Notes	Number of pos.	Pitch (mm)	Current ¹⁾ (A)	Voltage ¹⁾²⁾ (V)	Connection direction
	PTS 1,5/...-H	-	2 ... 12	5.0	12 IEC 10 UL (B, D)	400 IEC 300 UL (B, D)	0°
	PTS 1,5/...-H	-	2 ... 12	7.5	12 IEC 10 UL (B, D)	630 IEC 300 UL (B, D)	0°
	PT 1,5/...-H	-	2 ... 16	3.5/5.0	17.5 IEC 18 UL (B) 10 UL (D)	400 IEC 300 UL (B, D)	0°
	PT 1,5/...-V	-	2 ... 16	3.5/5.0	17.5 IEC 18 UL (B) 10 UL (D)	400 IEC 300 UL (B, D)	90°
	PTA 1,5	-	2 ... 16	3.5/5.0	17.5 IEC 18 UL (B) 10 UL (D)	400 IEC 300 UL (B, D)	45°

¹⁾ For more information on UL Use groups A - F, see page 25.

²⁾ IEC rated insulation voltage with overvoltage category III/pollution degree 2.

Conductor cross-sections up to 1.5 mm² (AWG 16), screw connection with tension sleeve

 Web code: #0709	Product family	Notes	Number of pos.	Pitch (mm)	Current ¹⁾ (A)	Voltage ^{1) 2)} (V)	Connection direction
	MKDS 1	-	2 ... 16	3.5/3.81	13.5 IEC 10 UL (B, D)	200 IEC 300 UL (B, D)	0°
	MKDS 1 PROFINET	-	4	3.5	13.5 IEC 10 UL (B,D)	200 IEC 300 UL (B,D)	0°
	SMKDS 1	-	2 ... 12	3.5/3.81	10 IEC 10 UL (B, D)	200 IEC 300 UL (B, D)	35°
	MKKDS 1	-	2 ... 12	3.5/3.81	8 IEC 10 UL (B, D)	200 IEC 300 UL (B, D)	0°
	MK3DS 1	-	2 ... 12	3.81	8 IEC 10 UL (B, D)	200 IEC 300 UL (B, D)	0°
	SMKDS 1,5	-	2-/3-pos. alignable	3.5	12 IEC 10 UL (B, D)	160 IEC 300 UL (B, D)	35°
	MKDSFW 1,5	-	2 ... 12	3.5	12 IEC 10 UL (B, D)	160 IEC 300 UL (B, D)	90°
	MKDSN 1,5	Low-profile design	2-/3-pos. alignable	5.0/5.08	13.5 IEC 10 UL (B, D)	400 IEC 300 UL (B, D)	0°
	SMKDSN 1,5	Low-profile design	2 ... 16	5.0/5.08	13.5 IEC 10 UL (B, D)	400 IEC 300 UL (B, D)	45°

 Web code: #0709	Product family	Notes	Number of pos.	Pitch (mm)	Current ¹⁾ (A)	Voltage ^{1) 2)} (V)	Connection direction
	MKKDSN 1,5	Low-profile design	2-/3-pos. alignable	5.0/5.08	13.5 IEC 10 UL (B, D)	400 IEC 300 UL (B, D)	0°
	MKKDSNH 1,5	Tall design	2-/3-pos. alignable	5.08	13.5 IEC 10 UL (B, D)	400 IEC 300 UL (B, D)	0°
	MK3DSN 1,5	Low-profile design	2-/3-pos. alignable	5.08	10 IEC 10 UL (B, D)	400 IEC 300 UL (B, D)	0°
	MKDS 1,5	Also available with internal bridging and test point	2-/3-pos. alignable	5.0/5.08	17.5 IEC 15 UL (B) 10 UL (D)	400 IEC 300 UL (B) 300 UL (D)	0°
	SMKDSP 1,5	With test point	2-/3-pos. alignable	5.0/5.08	17.5 IEC 15 UL (B) 10 UL (D)	400 IEC 300 UL (B) 300 UL (D)	55°
	MKDSFW 1,5	With stand-off	2-/3-pos. alignable	5.0	17.5 IEC 10 UL (B, D)	400 IEC 300 UL (B, D)	90°
	MKKDS 1,5	-	2-/3-pos. alignable	5.0/5.08	17.5 IEC 10 UL (B, D)	400 IEC 300 UL (B, D)	0°
	MK3DS 1,5	Also available with internal bridging or without terminal block in lower level	2-/3-pos. alignable	5.08	15 IEC 10 UL (B, D)	400 IEC 300 UL (B, D)	0°
	MK4DS 1,5	Also available with internal bridging or without terminal block in lower level	2-/3-pos. alignable	5.08	15 IEC 10 UL (B, D)	400 IEC 300 UL (B, D)	0°
	GMKDSN 1,5	Low-profile design	2-/3-pos. alignable	7.62	16 IEC 10 UL (B, D)	630 IEC 300 UL (B, D)	0°
	GSMKDSN 1,5	Low-profile design	2 ... 12	7.62	16 IEC 10 UL (B, D)	630 IEC 300 UL (B, D)	45°
	GMKDS 1,5	-	2-/3-pos. alignable	7.5/7.62	17.5 IEC 10 UL (B, D)	630 IEC 300 UL (B, D)	0°
	GSMKDSP 1,5	-	2-/3-pos. alignable	7.5/7.62	17.5 IEC 10 UL (B, D)	630 IEC 300 UL (B, D)	55°

¹⁾ For more information on UL Use groups A - F, see page 25.

²⁾ IEC rated insulation voltage with overvoltage category III/pollution degree 2.

Conductor cross-sections up to 1.5 mm² (AWG 16), Push-in spring connection

 Web code: #0710	Product family	Notes	Number of pos.	Pitch (mm)	Current ¹⁾ (A)	Voltage ^{1) 2)} (V)	Connection direction
	PTSA 1,5/...-F PTSA 1,5/...-Z	Front pinning Zigzag pinning (400 V in accordance with IEC)	2 ... 16	3.5	8 IEC 5 UL (B, D)	250 IEC 300 UL (B, D)	45°
	PTDA 1,5/	TWIN connection	2 ... 16	3.5	17.5 IEC 12 UL (B) 10 UL (D)	240 IEC 300 UL (B) 300 UL (D)	45°
	SPT-THR 1,5/...-H	THR soldering, various pin lengths available	2 ... 12	3.5/3.81	13.5 IEC 10 UL (B, D)	160 IEC 300 UL (B, D)	0°
	SPT-THR 1,5/...-V	THR soldering, various pin lengths available	2 ... 12	3.5/3.81	13.5 IEC 10 UL (B, D)	160 IEC 300 UL (B, D)	90°
	SPTA-THR 1,5	THR soldering	2 ... 12	3.81	13.5 IEC 10 UL (B, D)	160 IEC 300 UL (B, D)	45°
	SPT-SMD 1,5/...-H	SMT soldering	2 ... 12	3.5/3.81	13.5 IEC 10 UL (B, D)	160 IEC 300 UL (B, D)	0°
	SPT-SMD 1,5/...-V	SMT soldering	2 ... 12	3.5/3.81	13.5 IEC 10 UL (B, D)	160 IEC 300 UL (B, D)	90°
	SPTAF 1/...-IL	Integrated release button	2 ... 16	3.5	16 IEC 8 UL (B, D)	160 IEC 300 UL (B, D)	45°
	SPTAF 1/...-EL	Raised release button	2 ... 16	3.5	16 IEC 8 UL (B, D)	160 IEC 300 UL (B, D)	45°
	SPTAF 1/...-LL	Release button with latching function	2 ... 16	3.5	13.5 IEC 8 UL (B, D)	160 IEC 300 UL (B, D)	45°
 	SPTAF 1/...-IL-EX	-	2 ... 12	3.5	14.5 IEC	44 IEC	45°
 	SPTAF 1/...-EL-EX	-	2 ... 12	3.5	14.5 IEC	44 IEC	45°
	SPTA 1/	-	2 ... 12	3.5	9 IEC 10 UL (B) 10 UL (D)	200 IEC 150 UL (B) 300 UL (D)	65°
	SPTA 1,5/	-	2 ... 12	3.81	9 IEC 10 UL (B)	160 IEC 300 UL (B)	45°
	SPTD 1,5	-	2 ... 12	3.5	10 IEC 10 UL (B)	200 IEC 150 UL (B)	0°

 Web code: #0710	Product family	Notes	Number of pos.	Pitch (mm)	Current ¹⁾ (A)	Voltage ^{1) 2)} (V)	Connection direction
	SPT 1,5/...-H	-	2 ... 12	3.5	17.5 IEC 10 UL (B, D)	200 IEC 300 UL (B, D)	0°
	SPT 1,5/...-V	-	2 ... 12	3.5	17.5 IEC 10 UL (B, D)	200 IEC 300 UL (B, D)	90°
	FFKDS(A)/H	-	2 ... 12	3.81	12 IEC 6 UL (B, D)	160 IEC 300 UL (B, D)	0°
	FFKDS(A)/V	-	2 ... 12	3.81	12 IEC 6 UL (B, D)	160 IEC 300 UL (B, D)	90°
	SPT-THR 1,5/...-H	THR soldering, various pin lengths available	2 ... 12	5.0/5.08	13.5 IEC 10 UL (B, D)	320 IEC 300 UL (B, D)	0°
	SPT-THR 1,5/...-V	THR soldering, various pin lengths available	2 ... 12	5.0/5.08	13.5 IEC 10 UL (B, D)	320 IEC 300 UL (B, D)	90°
	SPTA-THR 1,5	THR soldering	2 ... 12	5.08	13.5 IEC 10 UL (B, D)	320 IEC 300 UL (B, D)	45°
	SPT-SMD 1,5/...-H	SMT soldering	2 ... 12	5.0/5.08	13.5 IEC 10 UL (B, D)	320 IEC 300 UL (B, D)	0°
	SPT-SMD 1,5/...-V	SMT soldering	2 ... 12	5.0/5.08	13.5 IEC 10 UL (B, D)	320 IEC 300 UL (B, D)	90°
	SPTAF 1/...-IL	Integrated release button	2 ... 16	5.0	16 IEC 8 UL (B, D)	320 IEC 300 UL (B, D)	45°
	SPTAF 1/...-EL	Raised release button	2 ... 16	5.0	16 IEC 8 UL (B, D)	320 IEC 300 UL (B, D)	45°
	SPTAF 1/...-LL	Release button with latching function	2 ... 16	5.0	13.5 IEC 8 UL (B, D)	320 IEC 300 UL (B, D)	45°
	SPTAF 1/...-IL-EX	-	2 ... 12	5.0	14.5 IEC	137.5 IEC	45°
	SPTAF 1/...-EL-EX	-	2 ... 12	5.0	14.5 IEC	137.5 IEC	45°
	SPTAF 1/...-IL-EX-PROFINET	Also available without Ex approval for voltages up to 320 V	4	5.0	16 IEC	137.5 IEC	45°
	SPTA 1/	-	2 ... 12	5.0	9 IEC 10 UL (B, D)	320 IEC 300 UL (B, D)	65°
	SPTA 1,5/	-	2 ... 12	5.08	9 IEC 10 UL (B, D)	320 IEC 300 UL (B, D)	45°

¹⁾ For more information on UL Use groups A - F, see page 25.

²⁾ IEC rated insulation voltage with overvoltage category III/pollution degree 2.

Conductor cross-sections up to 1.5 mm ² (AWG 16), Push-in spring connection							
 Web code: #0710	Product family	Notes	Number of pos.	Pitch (mm)	Current ¹⁾ (A)	Voltage ^{1) 2)} (V)	Connection direction
	MFKDSP	-	2 ... 7	5.08	12 IEC 3,6 UL (B, D)	320 IEC 300 UL (B, D)	45°
	FFKDS(A)/H	Also available with compact lever opener	2 ... 12	5.08	15 IEC 10 UL (B, D)	400 IEC 300 UL (B, D)	0°
	FFKDS(A)/V	Also available with compact lever opener	2 ... 12	5.08	15 IEC 10 UL (B, D)	400 IEC 300 UL (B, D)	90°
	FFKDS(A)/H	Also available with compact lever opener	2 ... 12	7.62	17,5 IEC 10 UL (B, D)	630 IEC 300 UL (B, D)	0°
	FFKDS(A)/V	Also available with compact lever opener	2 ... 12	7.62	17,5 IEC 10 UL (B, D)	630 IEC 300 UL (B, D)	90°
Conductor cross-sections up to 1.5 mm ² (AWG 16), spring-cage connection							
 Web code: #0711	Product family	Notes	Number of pos.	Pitch (mm)	Current ¹⁾ (A)	Voltage ^{1) 2)} (V)	Connection direction
	ZFKDS(A) 1	-	2 ... 12	3.81	12 IEC 10 UL (B, D)	200 IEC 300 UL (B, D)	45°
	ZFKDS(A) 1-W	With actuation rocker	2 ... 12	3.81	12 IEC 10 UL (B, D)	200 IEC 300 UL (B, D)	45°
	ZFKDS(A) 1,5C	-	2 ... 12	5.0	16 IEC 10 UL (B, D)	400 IEC 300 UL (B, D)	45°
	ZFKDS(A) 1,5-W	With actuation rocker	2 ... 12	5.08	16 IEC	400 IEC	45°
	ZFKKDS(A) 1,5C	-	2 ... 12	5.0	16 IEC 10 UL (B, D)	400 IEC 300 UL (B, D)	45°
	ZFK3DS(A) 1,5	-	2 ... 12	5.08	12 IEC 10 UL (B, D)	400 IEC 300 UL (B, D)	45°
	ZFK4DS(A) 1,5	-	2 ... 12	5.08	12 IEC 10 UL (B, D)	400 IEC 300 UL (B, D)	45°
	ZFKDS(A) 1,5C-EX	-	2 ... 12	5.0	16 IEC	176 IEC	45°
	ZFKDS(A) 1,5C-EX PROFINET	Satisfies the requirements of the "Guideline for PROFINET"	4	5.0	16 IEC	176 IEC	45°



M PCB terminal blocks for conductor cross-sections up to 2.5 mm²

Conductor cross-sections up to 2.5 mm² (AWG 12), screw connection with wire guard

Web code: #0712	Product family	Notes	Number of pos.	Pitch (mm)	Current ¹⁾ (A)	Voltage ^{1) 2)} (V)	Connection direction
	PT 2,5/...-H	-	2 ... 16	5.0	32 IEC 20 UL (B) 10 UL (D)	400 IEC 300 UL (B) 300 UL (D)	0°
	PT 2,5/...-V	-	2 ... 16	5.0	32 IEC 20 UL (B) 10 UL (D)	400 IEC 300 UL (B) 300 UL (D)	90°
	PT 2,5/...-H	-	2 ... 16	7.5	32 IEC 20 UL (B) 20 UL (C) 10 UL (D)	800 IEC 300 UL (B) 150 UL (C) 300 UL (D)	0°
	PT 2,5/...-V	-	2 ... 16	7.5	32 IEC 20 UL (B) 20 UL (C) 10 UL (D)	800 IEC 300 UL (B) 150 UL (C) 300 UL (D)	90°

Conductor cross-sections up to 2.5 mm² (AWG 12), screw connection with tension sleeve




Web code: #0713	Product family	Notes	Number of pos.	Pitch (mm)	Current ¹⁾ (A)	Voltage ^{1) 2)} (V)	Connection direction
	TDPT 2,5/...-SC	PCB terminal block of the same shape also available with Push-in spring connection	2 ... 12	5.08	24 IEC 20 UL (B) 10 UL (D)	400 IEC 300 UL (B) 300 UL (D)	0°
	MKDSN 2,5	Low-profile design	2-/3-pos. alignable	5.0/5.08	16 IEC 20 UL (B) 10 UL (D)	400 IEC 300 UL (B) 300 UL (D)	0°
	SMKDS 2,5	-	2-/3-pos. alignable	5.08	20 IEC 15 UL (B) 10 UL (D)	400 IEC 300 UL (B) 300 UL (D)	50°
	MKDS 3	Also available with internal bridging and test point	2-/3-pos. alignable	5.0/5.08	24 IEC 15 UL (B) 10 UL (D)	400 IEC 300 UL (B) 300 UL (D)	0°
	SMKDS 3	-	2-/3-pos. alignable	5.0/5.08	24 IEC 15 UL (B) 10 UL (D)	400 IEC 300 UL (B) 300 UL (D)	55°
	MKDSFW 3	With stand-off	2-/3-pos. alignable	5.0	24 IEC 16 UL (B) 10 UL (D)	400 IEC 300 UL (B) 300 UL (D)	90°
	MKDSF 3	-	2-/3-pos. alignable	5.0/5.08	24 IEC 15 UL (B) 10 UL (D)	400 IEC 300 UL (B) 300 UL (D)	90°

¹⁾ For more information on UL Use groups A - F, see page 25.






²⁾ IEC rated insulation voltage with overvoltage category III/pollution degree 2.

Conductor cross-sections up to 2.5 mm² (AWG 12), screw connection with tension sleeve



 Web code: #0713	Product family	Notes	Number of pos.	Pitch (mm)	Current ¹⁾ (A)	Voltage ^{1) 2)} (V)	Connection direction
	MKKDS 3	With offset level	2-/3-pos. alignable	5.0/5.08	22 IEC 15 UL (B) 10 UL (D)	400 IEC 300 UL (B) 300 UL (B)	0°
	MKKDSG 3	Without offset level	2-/3-pos. alignable	5.0	17.5 IEC 10 UL (B, D)	400 IEC 300 UL (B, D)	0°
	MKKDSH 3	Tall design	2-/3-pos. alignable	5.0	24 IEC 15 UL (B) 10 UL (D)	400 IEC 300 UL (B) 300 UL (C)	0°
	MK3DS 3	-	2-/3-pos. alignable	5.08	17.5 IEC 20 UL (B) 10 UL (D)	400 IEC 300 UL (B) 300 UL (D)	0°
	MK3DSH 3	Tall design	2-/3-pos. alignable	5.08	24 IEC 15 UL (B) 10 UL (D)	400 IEC 300 UL (B) 300 UL (D)	0°
	MK3DSMH 3	-	2-/3-pos. alignable	5.08	22 IEC 15 UL (B) 10 UL (D)	400 IEC 300 UL (B) 300 UL (D)	0°
	MKDSO 2,5/...-L MKDSO 2,5/...-R	Orthogonal, left and right version	2 ... 4	5.0	24 IEC 20 UL (B) 10 UL (D)	400 IEC 300 UL (B) 300 UL (D)	0°
	MKKDSH 3-EX	-	2-/3-pos. alignable	5.0	20 IEC	176 IEC	0°
	MK3DSH 3-EX	-	2-/3-pos. alignable	5.08	20 IEC	176 IEC	0°
	MK3DSMH 3-EX	-	2-/3-pos. alignable	5.08	19 IEC	176 IEC	0°
	KDS 2,5	-	1-pos. alignable	5.0	24 IEC 15 UL (B) 10 UL (D)	400 IEC 300 UL (B) 300 UL (D)	0°
	KDS 3-MT	Disconnect terminal block with test socket	1-pos. alignable	5.08	15 IEC 15 UL (B) 10 UL (D)	320 IEC 300 UL (B) 300 UL (D)	0°

	KDS 3-PMT	Disconnect terminal block with test point on both sides of disconnect point	1-pos. alignable	5.08	13.5 IEC 15 UL (B) 10 UL (D)	320 IEC 300 UL (B) 300 UL (D)	0°
	GMKDS 3	Also available with test point	2-/3-pos. alignable	7.5/7.62	24 IEC 15 UL (B) 10 UL (D)	630 IEC 300 UL (B) 300 UL (D)	0°
	GSMKDS 3	-	2-/3-pos. alignable	7.5/7.62	24 IEC 15 UL (B) 10 UL (D)	630 IEC 300 UL (B) 300 UL (D)	55°




Conductor cross-sections up to 2.5 mm² (AWG 12), front screw connection

 Web code: #0714	Product family	Notes	Number of pos.	Pitch (mm)	Current ¹⁾ (A)	Voltage ¹⁾²⁾ (V)	Connection direction
	FRONT 2,5-H	Various solder pin spacings available	2 ... 12	5.0	24 IEC 20 UL (B) 10 UL (D)	400 IEC 300 UL (B) 300 UL (D)	0°
	FRONT 2,5-V	Various solder pin spacings available	2 ... 12	5.0	24 IEC 20 UL (B) 10 UL (D)	320 IEC 300 UL (B) 300 UL (D)	90°
	FRONT 2,5-H-EX	Various solder pin spacings available	2 ... 12	5.0	20 IEC	176 IEC	0°
	FRONT 2,5-V-EX	Various solder pin spacings available	2 ... 12	5.0	20 IEC	176 IEC	90°

Conductor cross-sections up to 2.5 mm² (AWG 12), Push-in spring connection

 Web code: #0715	Product family	Notes	Number of pos.	Pitch (mm)	Current ¹⁾ (A)	Voltage ¹⁾²⁾ (V)	Connection direction
	TDPT 2,5/...-SP	PCB terminal block of the same shape also available with screw connection	2 ... 12	5.08	24 IEC 20 UL (B) 10 UL (D)	400 IEC 300 UL (B) 300 UL (D)	0°





Conductor cross-sections up to 2.5 mm² (AWG 12), Push-in spring connection













 Web code: #0715	Product family	Notes	Number of pos.	Pitch (mm)	Current ¹⁾ (A)	Voltage ¹⁾²⁾ (V)	Connection direction
	PTDA 2,5/	TWIN connection	2 ... 16	5.0	24 IEC 20 UL (B) 10 UL (D)	400 IEC 300 UL (B) 300 UL (D)	45°
	SPT-THR 2,5/..-H	THR soldering	2 ... 12	5.0	24 IEC 20 UL (B, F) 10 UL (D)	400 IEC 300 UL (B, D) 500 V (F)	0°

¹⁾ For more information on UL Use groups A - F, see page 25.

²⁾ IEC rated insulation voltage with overvoltage category III/pollution degree 2.

	SPT-THR 2,5/...-V	THR soldering	2 ... 12	5.0	24 IEC 20 UL (B, F) 10 UL (D)	400 IEC 300 UL (B, D) 500 V (F)	90°
	SPTA-THR 2,5	THR soldering	2 ... 12	5.0	24 IEC 20 UL (B, F) ³ 10 UL (D) ³	400 IEC 300 UL (B, D) ³⁾ 500 V (F) ³⁾	45°
	SPT 2,5/...-H	-	2 ... 12	5.0	24 IEC 20 UL (B) 10 UL (D)	400 IEC 300 UL (B) 300 UL (D)	0°
	SPT 2,5/...-V	-	2 ... 12	5.0	24 IEC 20 UL (B) 10 UL (D)	400 IEC 300 UL (B) 300 UL (D)	90°
	SPT 2,5/...-H-EX	-	2 ... 12	5.0	23 IEC	176 IEC	0°
	SPT 2,5/...-V-EX	-	2 ... 12	5.0	23 IEC	176 IEC	90°
	SPT 2,5/...-H-EX PROFINET	Satisfies the requirements of the "Guideline for PROFINET"	4	5.0	23 IEC	176 IEC	0°
	SPT 2,5/...-V-EX PROFINET	Satisfies the requirements of the "Guideline for PROFINET"	4	5.0	23 IEC	176 IEC	90°
	FKDSO 2,5/...-L1 FKDSO 2,5/...-R1	Orthogonal, left and right version	1 ... 4	5.0	20 IEC 20 UL (B) 10 UL (D)	320 IEC 300 UL (B, D)	0°
Conductor cross-sections up to 2.5 mm² (AWG 12), lever Push-in connection							
 Web code: #2660	Product family	Notes	Number of pos.	Pitch (mm)	Current¹⁾ (A)	Voltage^{1) 2)} (V)	Connection direction
	LPT 2,5	-	1 ... 12	5.0	24 IEC 20 UL (B, F) 10 UL (D, G)	400 IEC 300 UL (B, D, G) 320 V (F)	0°
	LPTA 2,5	-	1 ... 12	5.0	24 IEC 20 UL (B, F) 10 UL (D, G)	400 IEC 300 UL (B, D, G) 320 V (F)	30°














Conductor cross-sections up to 2.5 mm ² (AWG 12), spring-cage connection							
 Web code: #0716	Product family	Notes	Number of pos.	Pitch (mm)	Current ¹⁾ (A)	Voltage ^{1) 2)} (V)	Connection direction
	ZFKDS(A) 2,5	-	2 ... 12	5.08	24 IEC 10 UL (B, D)	400 IEC 300 UL (B, D)	45°
	ZFKDS(A) 2,5-EX	-	2 ... 12	5.08	22 IEC	137 IEC	45°
	ZFKKDS(A) 2,5	-	2 ... 12	5.08	17.5 IEC 10 UL (B, D)	400 IEC 300 UL (B, D)	45°




	L PCB terminal blocks for conductor cross-sections up to 10 mm ²						
	Conductor cross-sections up to 4 mm ² (AWG 12), screw connection with tension sleeve						
 Web code: #0719	Product family	Notes	Number of pos.	Pitch (mm)	Current ¹⁾ (A)	Voltage ^{1) 2)} (V)	Connection direction
	TDPT 4/...-SC	PCB terminal block of the same shape also available with Push-in spring connection	2 ... 6	6.35	41 IEC 30 UL (B, C) 10 UL (D)	1000 IEC 600 UL (B, C) 300 UL (D)	0°
	MKDS(V) 5	Available with and without anti-rotation pins	2-/3-pos. alignable	6.35	32 IEC 30 UL (B) 10 UL (D)	630 IEC 300 UL (B) 300 UL (D)	0°
	SMKDS 5	-	2-/3-pos. alignable	6.35	32 IEC 30 UL (B) 10 UL (D)	630 IEC 300 UL (B) 300 UL (D)	35°
	MKKDS 5	-	2-/3-pos. alignable	6.35	32 IEC 30 UL (B) 10 UL (D)	630 IEC 300 UL (B) 300 UL (D)	0°
	MKDS 5 N HV	With zigzag pinning for 600 V UL	2 ... 12	6.35	41 IEC 30 UL (B, C)	1000 IEC 600 UL (B, C)	0°
	KDS 4	Through-wiring with separate outlet to the PCB, also available with test point	1-pos. alignable	7.5	41 IEC 30 UL (B) 10 UL (D)	320 IEC 300 UL (B) 300 UL (D)	0°
	MKDS(V) 5	Available with and without anti-rotation pins	2-/3-pos. alignable	7.62	32 IEC 30 UL (B) 10 UL (D)	630 IEC 300 UL (B, D)	0°
	MKDS(V) 5/...-9,5	Available with and without anti-rotation pins, also in zigzag pinning for 600 V UL	2-/3-pos. alignable	9.52	32 IEC 30 UL (B, C) 5 UL (D)	1000 IEC 300 UL (B, C) 600 UL (D)	0°
	SMKDS 5/...-9,5	-	2-/3-pos. alignable	9.52	32 IEC 30 UL (B, C)	1000 IEC 300 UL (B, C)	35°
	MKKDS 5/...-9,5	-	2-/3-pos. alignable	9.52	32 IEC 30 UL (B, C) 5 UL (D)	1000 IEC 300 UL (B, C) 600 UL (D)	0°




¹⁾ For more information on UL Use groups A - F, see page 25.



²⁾ IEC rated insulation voltage with overvoltage category III/pollution degree 2.







³⁾ The specified value is expected upon approval.

Conductor cross-sections up to 4 mm ² (AWG 12), spring-cage connection							
 Web code: #0722	Product family	Notes	Number of pos.	Pitch (mm)	Current ¹⁾ (A)	Voltage ^{1) 2)} (V)	Connection direction
	ZFKDS(A) 4-7,5 ZFKDS(A) 4-10	Bridgeable	1 ... 9	7.5 10	32 IEC 30 UL (C)	630 IEC 150 UL (C) 630 IEC 300 UL (C)	45°
Conductor cross-sections up to 4 mm ² (AWG 12), front screw connection							
 Web code: #0720	Product family	Notes	Number of pos.	Pitch (mm)	Current ¹⁾ (A)	Voltage ^{1) 2)} (V)	Connection direction
	FRONT 4-H	-	1 ... 9	6.35 7.62	32 IEC 30 UL (B)	320 IEC 300 UL (B) 630 IEC 300 UL (B)	0°
	FRONT 4-V	-	1 ... 9	6.35 7.62	32 IEC 30 UL (B)	320 IEC 300 UL (B) 630 IEC 300 UL (B)	90°
Conductor cross-sections up to 4 mm ² (AWG 12), Push-in spring connection							
 Web code: #0721	Product family	Notes	Number of pos.	Pitch (mm)	Current ¹⁾ (A)	Voltage ^{1) 2)} (V)	Connection direction
	TDPT 4/...-SP	PCB terminal block of the same shape also available with screw connection	2 ... 6	6.35	41 IEC 30 UL (B, C) 10 UL (D)	1000 IEC 600 UL (B, C) 300 UL (D)	0°
Conductor cross-sections up to 6 mm ² (AWG 10), Push-in spring connection							
 Web code: #0721	Product family	Notes	Number of pos.	Pitch (mm)	Current ¹⁾ (A)	Voltage ^{1) 2)} (V)	Connection direction
	SPT 5/...-H	-	1 ... 12	7.5	41 IEC 36 UL (B, C)	1000 IEC 600 UL (B, C)	0°
	SPT 5/...-V	-	1 ... 12	7.5	41 IEC 36 UL (B, C)	1000 IEC 600 UL (B, C)	90°
	SPTA 5	Bridgeable	1 ... 12	7.5	41 IEC 33 UL (B, C)	1000 IEC 600 UL (B, C)	60°
Conductor cross-sections up to 6 mm ² (AWG 10), SUNCLIX spring connection							
 Web code: #0724	Product family	Notes	Number of pos.	Pitch (mm)	Current ¹⁾ (A)	Voltage ^{1) 2)} (V)	Connection direction
	PTSPL 6	Without insulating housing	1	-	41 IEC 30 UL	-	0°

Conductor cross-sections up to 6 mm ² (AWG 10), lever Push-in connection							
 Web code: #2661	Product family	Notes	Number of pos.	Pitch (mm)	Current ¹⁾ (A)	Voltage ¹⁾²⁾ (V)	Connection direction
 new	LPT 6	-	1 ... 8	7.5	41 IEC 40 UL (B,C, F)	1000 IEC 600 UL (B,C) 1000 UL (F)	0°
 new	LPTA 6	-	1 ... 8	7.5	41 IEC 38 UL (B,C, F)	1000 IEC 600 UL (B,C) 1000 UL (F)	30°

Conductor cross-sections up to 10 mm ² (AWG 8), Push-in spring connection							
 Web code: #2661	Product family	Notes	Number of pos.	Pitch (mm)	Current ¹⁾ (A)	Voltage ¹⁾²⁾ (V)	Connection direction
	KDS 10 KDS 10/SO	Feed-through terminal block with solder pins available in a row or offset	1 ... 9	10	76 IEC 65 UL (C)	320 IEC 300 UL (C)	0°
	KDS10-PE	Feed-through terminal block with solder pins available in a row or offset	1 ... 9	10	76 IEC	320 IEC	0°







Conductor cross-sections up to 10 mm ² (AWG 8), spring-cage connection							
 Web code: #0722	Product family	Notes	Number of pos.	Pitch (mm)	Current ¹⁾ (A)	Voltage ¹⁾²⁾ (V)	Connection direction
	ZFKDS(A) 10-10,00 ZFKDS(A) 10-15,00	Bridgeable	1 ... 9	10 15	76 IEC 65 UL (C)	400 IEC 150 UL (C) 1000 IEC 600 UL (C)	45°

 XL ≤35 mm ²	XL PCB terminal blocks for conductor cross-sections up to 35 mm ²						
	Conductor cross-sections up to 16 mm ² (AWG 2), screw connection with tension sleeve						
 Web code: #0721	Product family	Notes	Number of pos.	Pitch (mm)	Current ¹⁾ (A)	Voltage ¹⁾²⁾ (V)	Connection direction
	MKDS 10 HV	With zigzag pinning for 600 V UL	1 ... 12	10.16	76 IEC 60 UL (B, C)	1000 IEC 600 UL (B, C)	0°
	MKDSP 10N	-	2-/3-pos. alignable	10.16	76 IEC 60 UL (B, C)	1000 IEC 300 UL (B, C)	0°
	TDPT 16/...-SC	PCB terminal block of the same shape also available with Push-in spring connection	2 ... 6	10.16	76 IEC 58 UL (B, C) 10 UL (D)	1000 IEC 600 UL (B, C) 300 UL (D)	0°
	MKDSP 10 HV	-	2-/3-pos. alignable	12.7	76 IEC 60 UL (B, C)	1000 IEC 600 UL (B, C)	0°










¹⁾ For more information on UL Use groups A - F, see page 25.



²⁾ IEC rated insulation voltage with overvoltage category III/pollution degree 2.



Conductor cross-sections up to 16 mm² (AWG 2), Push-in spring connection






 Web code: #0727	Product family	Notes	Number of pos.	Pitch (mm)	Current ¹⁾ (A)	Voltage ^{1) 2)} (V)	Connection direction
	TDPT 16/...-SP	PCB terminal block of the same shape also available with screw connection	2 ... 6	10.16	76 IEC 58 UL (B, C) 10 UL (D)	1000 IEC 600 UL (B, C) 300 UL (D)	0°
	SPT 16/...-H	-	1 ... 9	10	76 IEC 66 UL (B, C)	1000 IEC 600 UL (B, C)	0°
	SPT 16/...-V	-	1 ... 9	10	76 IEC 66 UL (B, C)	1000 IEC 600 UL (B, C)	90°
	SPTA 16	Bridgeable	2 ... 9	10	76 IEC 51 UL (B, C)	1000 IEC 600 UL (B, C)	60°
	SPTA 16	Bridgeable	2 ... 5	15	76 IEC 51 UL (B, C) 51 UL (E)	1000 IEC 600 UL (B, C) 1000 UL (E)	60°

Conductor cross-sections up to 16 mm² (AWG 2), lever Push-in connection

 Web code: #2662	Product family	Notes	Number of pos.	Pitch (mm)	Current ¹⁾ (A)	Voltage ^{1) 2)} (V)	Connection direction
 	LPT 16/...-10	-	1 ... 8	10	76 IEC 66 UL (B,C, F)	1000 IEC 600 UL (B,C) 1000 UL (F)	0°
 	LPT 16/...-15	-	2 ... 5	15	76 IEC 72 UL (B,C, E, F)	1000 IEC 600 UL (B,C) 1000 UL (E, F)	0°
 	LPTA 16/...-10	-	1 ... 8	10	76 IEC 66 UL (B,C, F)	1000 IEC 600 UL (B,C) 1000 UL (F)	30°
 	LPTA 16/...-15	-	2 ... 5	15	76 IEC 72 UL (B, C, E, F)	1000 IEC 600 UL (B,C) 1000 UL (E, F)	30°

Conductor cross-sections up to 35 mm ² (AWG 2), screw connection with tension sleeve							
 Web code: #0730	Product family	Notes	Number of pos.	Pitch (mm)	Current ¹⁾ (A)	Voltage ¹⁾²⁾ (V)	Connection direction
	MKDSP 25 MKDSP 25/...-F	Available with and without flange	1 ... 9	15	125 IEC 115 UL (B, C)	1000 IEC 600 UL (B, C)	0°

Conductor cross-sections up to 35 mm ² (AWG 2), Push-in spring connection							
 Web code: #0731	Product family	Notes	Number of pos.	Pitch (mm)	Current ¹⁾ (A)	Voltage ¹⁾²⁾ (V)	Connection direction
	SPT 35/...-V	-	1 ... 5	15	125 IEC 101 UL (B, C)	1000 IEC 600 UL (B, C)	90°

	XXL PCB terminal blocks for conductor cross-sections up to 95 mm ²						
	Conductor cross-sections up to 70 mm ² (AWG 2/0), screw connection with tension sleeve						
 Web code: #0732	Product family	Notes	Number of pos.	Pitch (mm)	Current ¹⁾ (A)	Voltage ¹⁾²⁾ (V)	Connection direction
	MKDSP 50 MKDSP 50/...-F	Available with and without flange	1 ... 5	17.5	192 IEC 160 UL (B, C)	1000 IEC 600 UL (B, C)	0°
Conductor cross-sections up to 95 mm ² (AWG 3/0), screw connection with tension sleeve							
 Web code: #0733	Product family	Notes	Number of pos.	Pitch (mm)	Current ¹⁾ (A)	Voltage ¹⁾²⁾ (V)	Connection direction
	MKDSP 95/...-F	-	1 ... 5	20	232 IEC 200 UL (B, C)	1000 IEC 600 UL (B, C)	0°

¹⁾ For more information on UL Use groups A - F, see page 25.

²⁾ IEC rated insulation voltage with overvoltage category III/pollution degree 2.

PCB connectors 0.14 to 35 mm²

 XS PCB connectors for conductor cross-sections up to 0.8 mm²							
Conductor cross-sections up to 0.8 mm ² (AWG 18), connector: Push-in spring connection, female							
 Web code: #0734	Product family	Notes	Number of pos.	Pitch (mm)	Current ¹⁾ (A)	Voltage ^{1) 2)} (V)	Connection direction
	FMC 0,5/...-ST	Gold-plated contact system	2 ... 16	2.54	6 IEC 6 UL (B)	160 IEC 150 UL (B)	0°
Conductor cross-sections up to 0.8 mm ² (AWG 18), connector: crimp connection, female							
 Web code: #1610	Product family	Notes	Number of pos.	Pitch (mm)	Current ¹⁾ (A)	Voltage ^{1) 2)} (V)	Connection direction
	MCC 0,5/...-ST	Gold-plated contact system, crimp contact: 0.14 ... 0.5 mm ² and 0.34 ... 0.75 mm ²	2 ... 16	2.54	6 IEC 6 UL (B)	160 IEC 150 UL (B)	0°
Conductor cross-sections up to 0.8 mm ² (AWG 18), headers: THR soldering, male							
 Web code: #0735	Product family	Notes	Number of pos.	Pitch (mm)	Current ¹⁾ (A)	Voltage ^{1) 2)} (V)	Connection direction
	MC 0,5/...-G-THR	Lateral THR armature, gold-plated contact system	2 ... 16	2.54	6 IEC 6 UL (B)	160 IEC 150 UL (B)	0°
	MCV 0,5/...-G-THR	Lateral THR armature, gold-plated contact system	2 ... 16	2.54	6 IEC 6 UL (B)	160 IEC 150 UL (B)	90°
Conductor cross-sections up to 0.8 mm ² (AWG 18), headers: SMT soldering, male							
 Web code: #0736	Product family	Notes	Number of pos.	Pitch (mm)	Current ¹⁾ (A)	Voltage ^{1) 2)} (V)	Connection direction
	MC 0,5/...-G-SMD	Lateral THR armature, gold-plated contact system	2 ... 16	2.54	6 IEC 6 UL (B)	160 IEC 150 UL (B)	0°
	MCV 0,5/...-G-SMD	Lateral THR armature, gold-plated contact system	2 ... 16	2.54	6 IEC 6 UL (B)	160 IEC 150 UL (B)	90°
Conductor cross-sections up to 0.8 mm ² (AWG 18), double-row connector: Push-in spring connection, female							
 Web code: #1171	Product family	Notes	Number of pos.	Pitch (mm)	Current ¹⁾ (A)	Voltage ^{1) 2)} (V)	Connection direction
	DFMC 0,5/...-ST DFMC 0,5/...-ST-RF	Without flange, with latching flange, double-row, gold-plated contact system	2 ... 16	2.54	6 IEC 6 UL (B)	160 IEC 150 UL (B)	0°
Conductor cross-sections up to 0.8 mm ² (AWG 18), double-row connector: crimp connection, female							
 Web code: #1627	Product family	Notes	Number of pos.	Pitch (mm)	Current ¹⁾ (A)	Voltage ^{1) 2)} (V)	Connection direction
	DMCC 0,5/...-ST	Double-row, gold-plated contact system, crimp contact: 0.14 ... 0.5 mm ² and 0.34 ... 0.75 mm ²	2 ... 16	2.54	6 IEC 6 UL (B)	160 IEC 150 UL (B)	0°

Conductor cross-sections up to 0.8 mm ² (AWG 18), double-row headers: THR soldering, male							
 Web code: #1172	Product family	Notes	Number of pos.	Pitch (mm)	Current ¹⁾ (A)	Voltage ^{1) 2)} (V)	Connection direction
	DMC 0,5/...-G1-THR	Double-row, gold-plated contact system, lateral THR armature, integrated THR armature	2 ... 3 4 ... 16	2.54	6 IEC 6 UL (B)	160 IEC 150 UL (B)	0°
	DMCV 0,5/...-G1-THR	Double-row, gold-plated contact system, lateral THR armature, integrated THR armature	2 ... 3 4 ... 16	2.54	6 IEC 6 UL (B)	160 IEC 150 UL (B)	90°
Conductor cross-sections up to 0.8 mm ² (AWG 18), double-row headers: SMD soldering, male							
 Web code: #1173	Product family	Notes	Number of pos.	Pitch (mm)	Current ¹⁾ (A)	Voltage ^{1) 2)} (V)	Connection direction
	DMC 0,5/...-G1-SMD	Double-row, gold-plated contact system, lateral THR armature, integrated THR armature	2 ... 3 4 ... 16	2.54	6 IEC 6 UL (B)	160 IEC 150 UL (B)	0°
	DMCV 0,5/...-G1-SMD	Double-row, gold-plated contact system, lateral THR armature, integrated THR armature	2 ... 3 4 ... 16	2.54	6 IEC 6 UL (B)	160 IEC 150 UL (B)	90°
Conductor cross-sections up to 0.8 mm ² (AWG 18), double-row connector: crimp connection, female, shielded							
 Web code: #2332	Product family	Notes	Number of pos.	Pitch (mm)	Current ¹⁾ (A)	Voltage ^{1) 2)} (V)	Connection direction
 new	DMCC 0,5/... shielded	Double-row, gold-plated contact system, shielded, crimp contact: 0.14 ... 0.5 mm ² and 0.34 ... 0.75 mm ²	1, 2, 4	2.54	6 IEC 6 UL (B)	160 IEC 150 UL (B)	0°
Conductor cross-sections up to 0.8 mm ² (AWG 18), double-row header: THR soldering, male, shielded							
 Web code: #2332	Product family	Notes	Number of pos.	Pitch (mm)	Current ¹⁾ (A)	Voltage ^{1) 2)} (V)	Connection direction
 new	DMC 0,5/... shielded	Double-row, gold-plated contact system, shielded	1, 2, 4	2.54	6 IEC 6 UL (B)	160 IEC 150 UL (B)	0°
Conductor cross-sections up to 0.8 mm ² (AWG 18), connector: Push-in spring connection, female							
 Web code: #0737	Product family	Notes	Number of pos.	Pitch (mm)	Current ¹⁾ (A)	Voltage ^{1) 2)} (V)	Connection direction
	FK-MC 0,5/...-ST	With test point	2 ... 12	2.5	4 IEC 4 UL (B)	160 IEC 125 UL (B)	0°

¹⁾ For more information on UL Use groups A - F, see page 25.




²⁾ IEC rated insulation voltage with overvoltage category III/pollution degree 2.





Conductor cross-sections up to 0.8 mm ² (AWG 18), headers: wave soldering, male							
 Web code: #0738	Product family	Notes	Number of pos.	Pitch (mm)	Current ¹⁾ (A)	Voltage ^{1) 2)} (V)	Connection direction
	MC 0,5/...-G	-	2 ... 12	2.5	4 IEC 4 UL (B)	160 IEC 125 UL (B)	0°
	MCV 0,5/...-G	-	2 ... 12	2.5	4 IEC 4 UL (B)	160 IEC 125 UL (B)	90°
	MCD 0,5/...-G1	Double-row	2 ... 12	2.5	4 IEC 4 UL (B)	160 IEC 125 UL (B)	0°
Conductor cross-sections up to 0.8 mm ² (AWG 18), connector: Push-in spring connection, female							
 Web code: #0739	Product family	Notes	Number of pos.	Pitch (mm)	Current ¹⁾ (A)	Voltage ^{1) 2)} (V)	Connection direction
	PTSM 0,5/...-P	Black	2 ... 8	2.5	6 IEC 5 UL (B)	160 IEC 150 UL (B)	0°
	PTSM 0,5/...-P	White, higher voltage possible (IEC in accordance with II/2: 320 V)	2 ... 8	2.5	6 IEC 5 UL (B)	160 IEC 150 UL (B)	0°
	PTSM 0,5/...-PL	White, with latching, higher voltage possible (IEC in accordance with II/2: 320 V)	2 ... 8	2.5	6 IEC 5 UL (B)	160 IEC 150 UL (B)	0°
	PTSM 0,5/...-PL	Black, with latching	2 ... 8	2.5	6 IEC 5 UL (B)	160 IEC 150 UL (B)	0°
Conductor cross-sections up to 0.8 mm ² (AWG 18), connector: crimp connection, female							
 Web code: #1611	Product family	Notes	Number of pos.	Pitch (mm)	Current ¹⁾ (A)	Voltage ^{1) 2)} (V)	Connection direction
	PTCM 0,5/...-PL	White, with latching, crimp contact 0.14 ... 0.5 mm ² and 0.34 ... 0.75 mm ² , (IEC in accordance with II/2: 320 V)	2 ... 8	2.5	6 IEC 6 UL (B)	160 IEC 150 UL (B)	0°
	PTCM 0,5/...-PL	Black, with latching, crimp contact: 0.14 ... 0.5 mm ² and 0.34 ... 0.75 mm ²	2 ... 8	2.5	6 IEC 5 UL (B)	160 IEC 150 UL (B)	0°
Conductor cross-sections up to 0.8 mm ² (AWG 18), inverted connector: Push-in spring connection, male							
 Web code: #0740	Product family	Notes	Number of pos.	Pitch (mm)	Current ¹⁾ (A)	Voltage ^{1) 2)} (V)	Connection direction
	PTSM 0,5/...-PI	White, higher voltage possible (IEC in accordance with II/2: 320 V)	2 ... 8	2.5	6 IEC 5 UL (B)	160 IEC 150 UL (B)	0°
	PTSM 0,5/...-PI	Black	2 ... 8	2.5	6 IEC 5 UL (B)	160 IEC 150 UL (B)	0°



Conductor cross-sections up to 0.8 mm ² (AWG 18), inverted connector: crimp connection, male							
 Web code: #1612	Product family	Notes	Number of pos.	Pitch (mm)	Current ¹⁾ (A)	Voltage ^{1) 2)} (V)	Connection direction
	PTCM 0,5/...-PI	White, crimp contact: 0.14...0.5 mm ² and 0.34...0.75 mm ² (IEC in accordance with II/2: 320 V)	2 ... 8	2.5	6 IEC 5 UL (B)	160 IEC 150 UL (B)	0°
	PTCM 0,5/...-PI	Black, crimp contact: 0.14 ... 0.5 mm ² and 0.34 ... 0.75 mm ²	2 ... 8	2.5	6 IEC 5 UL (B)	160 IEC 150 UL (B)	0°
Conductor cross-sections up to 0.8 mm ² (AWG 18), headers: THR soldering, male							
 Web code: #0741	Product family	Notes	Number of pos.	Pitch (mm)	Current ¹⁾ (A)	Voltage ^{1) 2)} (V)	Connection direction
	PTSM 0,5/...-HH-THR	Black	2 ... 8	2.5	6 IEC 5 UL (B)	160 IEC 150 UL (B)	0°
	PTSM 0,5/...-HV-THR	Black	2 ... 8	2.5	6 IEC 5 UL (B)	160 IEC 150 UL (B)	90°
	PTSM 0,5/...-HH-THR	White, higher voltage possible (IEC in accordance with II/2: 320 V)	2 ... 8	2.5	6 IEC 5 UL (B)	160 IEC 150 UL (B)	0°
	PTSM 0,5/...-HV-THR	White, higher voltage possible (IEC in accordance with II/2: 320 V)	2 ... 8	2.5	6 IEC 5 UL (B)	160 IEC 150 UL (B)	90°
Conductor cross-sections up to 0.8 mm ² (AWG 18), inverted headers: THR soldering, female							
 Web code: #0742	Product family	Notes	Number of pos.	Pitch (mm)	Current ¹⁾ (A)	Voltage ^{1) 2)} (V)	Connection direction
	PTSM 0,5/...-HHI-THR	Black	2 ... 8	2.5	6 IEC 5 UL (B)	160 IEC 150 UL (B)	0°
	PTSM 0,5/...-HHI-THR	White, higher voltage possible (IEC in accordance with II/2: 320 V)	2 ... 8	2.5	6 IEC 5 UL (B)	160 IEC 150 UL (B)	0°
Conductor cross-sections up to 0.8 mm ² (AWG 18), headers: SMT soldering, male							
 Web code: #0743	Product family	Notes	Number of pos.	Pitch (mm)	Current ¹⁾ (A)	Voltage ^{1) 2)} (V)	Connection direction
	PTSM 0,5/...-HH-SMD	Black	2 ... 8	2.5	6 IEC 5 UL (B)	160 IEC 150 UL (B)	0°
	PTSM 0,5/...-HH-SMD	White, higher voltage possible (IEC in accordance with II/2: 320 V)	2 ... 8	2.5	6 IEC 5 UL (B)	160 IEC 150 UL (B)	0°
	PTSM 0,5/...-HV-SMD	White, higher voltage possible (IEC in accordance with II/2: 320 V)	2 ... 8	2.5	6 IEC 5 UL (B)	160 IEC 150 UL (B)	90°
	PTSM 0,5/...-HTB-SMD	White, higher voltage possible (IEC in accordance with II/2: 320 V)	2 ... 8	2.5	6 IEC 5 UL (B)	160 IEC 150 UL (B)	-90°






¹⁾ For more information on UL Use groups A - F, see page 25.





²⁾ IEC rated insulation voltage with overvoltage category III/pollution degree 2.

Conductor cross-sections up to 0.8 mm ² (AWG 18), inverted headers: SMT soldering, female							
 Web code: #0744	Product family	Notes	Number of pos.	Pitch (mm)	Current ¹⁾ (A)	Voltage ^{1) 2)} (V)	Connection direction
	PTSM 0,5/...-HHI-SMD	Black	2 ... 8	2.5	6 IEC 5 UL (B)	160 IEC 150 UL (B)	0°
	PTSM 0,5/...-HHI-SMD	White, higher voltage possible (IEC in accordance with II/2: 320 V)	2 ... 8	2.5	6 IEC 5 UL (B)	160 IEC 150 UL (B)	0°

Conductor cross-sections up to 0.8 mm ² (AWG 18), direct connectors for flexible PCBs							
 Web code: #0745	Product family	Notes	Number of pos.	Pitch (mm)	Current ¹⁾ (A)	Voltage ^{1) 2)} (V)	Connection direction
	PTF 0,3/...-WB	Connectors for 8 and 10 mm wide flexible PCBs	2 ... 4		5 IEC 5 UL 1977	24 IEC 60 UL 1977	0°
	PTF 0,3/...-BB	PCB connectors for 8 and 10 mm wide flexible PCBs	2 ... 4		5 IEC 5 UL 1977	24 IEC 60 UL 1977	0°
	PTF 0,3/...-FLEX	Connection PCBs	2 ... 4		5 IEC	24 IEC	

Conductor cross-sections up to 0.8 mm ² (AWG 18), connector: Push-in spring connection							
 Web code: #0746	Product family	Notes	Number of pos.	Pitch (mm)	Current ¹⁾ (A)	Voltage ^{1) 2)} (V)	Connection direction
	FK-MPT 0,5/...-ST	TWIN connection, can be plugged onto pin strips	2 ... 16	3.5	4 IEC 4 UL (B, D)	250 IEC 300 UL (B, D)	0°













	S PCB connectors for conductor cross-sections up to 1.5 mm ²						
	Conductor cross-sections up to 1.5 mm ² (AWG 16), connector: screw connection with wire guard						
 Web code: #0772	Product family	Notes	Number of pos.	Pitch (mm)	Current ¹⁾ (A)	Voltage ^{1) 2)} (V)	Connection direction
	PT 1,5/...-PH	Can be plugged onto pin strips	2 ... 16	3.5	8 IEC 10 UL (B, D)	200 IEC 300 UL (B, D)	0°
	PT 1,5/...-PVH	Can be plugged onto pin strips	2 ... 16	3.5	8 IEC 10 UL (B, D)	200 IEC 300 UL (B, D)	0°/90°
	PT 1,5/...-PVH	Can be plugged onto pin strips	2 ... 16	5.0	12 IEC 15 UL (B) 10 UL (D)	320 IEC 300 UL (B) 300 UL (D)	0°/90°

Conductor cross-sections up to 1.5 mm ² (AWG 16), connector: screw connection with tension sleeve							
 Web code: #0773	Product family	Notes	Number of pos.	Pitch (mm)	Current ¹⁾ (A)	Voltage ^{1) 2)} (V)	Connection direction
	PT 1,5/...-PH	Can be plugged onto pin strips	2 ... 16	5.0	10 IEC 10 UL (B, D)	400 IEC 300 UL (B, D)	0°
	PT 1,5/...-PH CLIP	Can be clipped into device housing, contacted with pin strips	2 ... 16	5.0	10 IEC 10 UL (B, D)	400 IEC 300 UL (B, D)	180°
Conductor cross-sections up to 1.5 mm ² (AWG 16), connector: Push-in spring connection							
 Web code: #0774	Product family	Notes	Number of pos.	Pitch (mm)	Current ¹⁾ (A)	Voltage ^{1) 2)} (V)	Connection direction
	PTDA 1,5/...-PH	TWIN connection, can be plugged onto pin strips	2 ... 16	3.5	8 IEC 10 UL (B)	240 IEC 150 UL (B)	45°
	PTS 1,5/...-PH	Can be plugged onto pin strips	2 ... 12	5.0	10 IEC 7 UL (B, D)	400 IEC 300 UL (B, D)	0° / 180°
	PTS 1,5/...-PH CLIP	Can be clipped into device housing, contacted with pin strips	2 ... 12	5.0	10 IEC 7 UL (B, D)	400 IEC 300 UL (B, D)	180°
Conductor cross-sections up to 1.5 mm ² (AWG 16), pin strips: THR and wave soldering							
 Web code: #0752	Product family	Notes	Number of pos.	Pitch (mm)	Current ¹⁾ (A)	Voltage ^{1) 2)} (V)	Connection direction
	PST 1,0/...-H	-	2 ... 16	3.5	8 IEC 10 UL (B)	250 IEC 300 UL (B)	0°
	PST 1,0/...-V	-	2 ... 16	3.5	8 IEC 10 UL (B)	250 IEC 300 UL (B)	90°
	PST 1,3/...-H	-	2 ... 16	5.0	12 IEC 16 UL (B) 10 UL (D)	320 IEC 300 UL (B) 300 UL (D)	0°
	PST 1,3/...-V	-	2 ... 16	5.0	12 IEC 16 UL (B) 10 UL (D)	320 IEC 300 UL (B) 300 UL (D)	90°
Conductor cross-sections up to 1.5 mm ² (AWG 16), double-row connector: Push-in spring connection, SKEDD direct-connection technology							
 Web code: #1206	Product family	Notes	Number of pos.	Pitch (mm)	Current ¹⁾ (A)	Voltage ^{1) 2)} (V)	Connection direction
	SDDC 1,5/...-PV-3,5	With body-bound rivets for locking on the PCB	2 ... 16	3.5	8 IEC 8 UL (B, D)	160 IEC 300 UL (B, D)	90°

¹⁾ For more information on UL Use groups A - F, see page 25.















²⁾ IEC rated insulation voltage with overvoltage category III/pollution degree 2.

Conductor cross-sections up to 1.5 mm ² (AWG 16), double-row connector: crimp connection, SKEDD direct-connection technology							
 Web code: #2630	Product family	Notes	Number of pos.	Pitch (mm)	Current ¹⁾ (A)	Voltage ^{1) 2)} (V)	Connection direction
	CDDC 1,5/...-PV-3,5	With body-bound rivets for locking on the PCB	2 ... 16	3.5	8 IEC 8 UL (B, D)	160 IEC 300 UL (B, D)	90°
Conductor cross-sections up to 1.5 mm ² (AWG 16), connector: spring-cage connection, direct-connection technology (edge connector)							
 Web code: #0771	Product family	Notes	Number of pos.	Pitch (mm)	Current ¹⁾ (A)	Voltage ^{1) 2)} (V)	Connection direction
	ZEC 1,0/...ST	Wire-to-board	2 ... 12	3.5	8 IEC 8 UL (B)	200 IEC 150 UL (B)	0°
	ZEC 1,0/...LPV	Board-to-board	2 ... 12	3.5	8 IEC 8 UL (B)	200 IEC 150 UL (B)	0°
	ZEC 1,5/...ST	Wire-to-board	2 ... 12	5.0	10 IEC 10 UL (B, D)	320 IEC 300 UL (B, D)	0°
	ZEC 1,5/...LPV	Board-to-board	2 ... 12	5.0	10 IEC 10 UL (B, D)	320 IEC 300 UL (B, D)	0°
	ZEC 1,5/...ST	Wire-to-board	2 ... 12	7.5	10 IEC 10 UL (B, D)	630 IEC 300 UL (B, D)	0°
	ZEC 1,5/...LPV	Board-to-board	2 ... 12	7.5	10 IEC 10 UL (B, D)	630 IEC 300 UL (B, D)	0°
Conductor cross-sections up to 1.5 mm ² (AWG 16), double-row connector: Push-in spring connection, female							
 Web code: #1175	Product family	Notes	Number of pos.	Pitch (mm)	Current ¹⁾ (A)	Voltage ^{1) 2)} (V)	Connection direction
	DFMC 1,5/...-ST DFMC 1,5/...-STF DFMC 1,5/...-ST-LR	Without flange With screw flange With lock-and-release locking system	2 ... 20	3.5	8 IEC 8 UL (B, D)	160 IEC 300 UL (B, D)	0°
Conductor cross-sections up to 1.5 mm ² (AWG 16), double-row headers: wave soldering, male							
 Web code: #3154	Product family	Notes	Number of pos.	Pitch (mm)	Current ¹⁾ (A)	Voltage ^{1) 2)} (V)	Connection direction
	DMC 1,5/...-G1 DMC 1,5/...-G1F-LR	Without flange With threaded flange and with lock-and-release locking system	2 ... 20	3.5	8 UL (B,D)	150 UL (B) 300 UL (D)	0°
	DMCV 1,5/...-G1 DMCV 1,5/...-G1F-LR	Without flange With threaded flange and with lock-and-release locking system	2 ... 20	3.5	8 UL (B,D)	300 UL (B,D)	90°

Conductor cross-sections up to 1.5 mm ² (AWG 16), double-row headers: THR soldering, male							
 Web code: #1245	Product family	Notes	Number of pos.	Pitch (mm)	Current ¹⁾ (A)	Voltage ^{1) 2)} (V)	Connection direction
	DMC 1,5/...-G1-THR DMC 1,5/...-G1F-LR-THR	Without flange With threaded flange and with lock-and-release locking system	2 ... 20	3.5	8 IEC 8 UL (B, D)	160 IEC 150 UL (B) 300 UL (D)	0°
	DMCV 1,5/...-G1-THR DMCV 1,5/...-G1F-LR-THR	Without flange With threaded flange and with lock-and-release locking system	2 ... 20	3.5	8 IEC 8 UL (B, D)	160 IEC 300 UL (B, D)	90°
Conductor cross-sections up to 1.5 mm ² (AWG 16), connector: screw connection with tension sleeve, female							
 Web code: #0753	Product family	Notes	Number of pos.	Pitch (mm)	Current ¹⁾ (A)	Voltage ^{1) 2)} (V)	Connection direction
	MC 1,5/...-ST MC 1,5/...-STF MC 1,5/...-ST-LR	Without flange With screw flange With lock-and-release locking system	2 ... 20 2 ... 20 2 ... 16	3.5/3.81	8 IEC 8 UL (B, D)	160 IEC 300 UL (B, D)	0°
	MC 1,5/...-STZ	With pull-out aid	3 ... 20	3.5/3.81	8 IEC 8 UL (B, D)	160 IEC 300 UL (B, D)	0°
	MCVR 1,5/...-ST MCVR 1,5/...-STF	Without flange With screw flange Conductor entry facing the coded side	2 ... 16	3.5/3.81	8 IEC 8 UL (B, D)	160 IEC 300 UL (B, D)	90°
	MCVW 1,5/...-ST MCVW 1,5/...-STF	Without flange With screw flange Conductor entry facing the rippled side	2 ... 16	3.5/3.81	8 IEC 8 UL (B, D)	160 IEC 300 UL (B, D)	-90°
Conductor cross-sections up to 1.5 mm ² (AWG 16), connector: front screw connection, female							
 Web code: #0755	Product family	Notes	Number of pos.	Pitch (mm)	Current ¹⁾ (A)	Voltage ^{1) 2)} (V)	Connection direction
	FRONT-MC 1,5/...-ST FRONT-MC 1,5/...-STF	Without flange With screw flange	2 ... 20	3.81	8 IEC 8 UL (B, D)	160 IEC 300 UL (B, D)	0°
Conductor cross-sections up to 1.5 mm ² (AWG 16), inverted connector: screw connection with tension sleeve, male							
 Web code: #0754	Product family	Notes	Number of pos.	Pitch (mm)	Current ¹⁾ (A)	Voltage ^{1) 2)} (V)	Connection direction
	IMC 1,5/...-ST IMC 1,5/...-STGF	Without flange With threaded flange	2 ... 16	3.81	8 IEC 8 UL (B, D)	160 IEC 300 UL (B, D)	0°

¹⁾ For more information on UL Use groups A - F, see page 25.

²⁾ IEC rated insulation voltage with overvoltage category III/pollution degree 2.











Conductor cross-sections up to 1.5 mm ² (AWG 16), connector: Push-in spring connection, female							
 Web code: #0756	Product family	Notes	Number of pos.	Pitch (mm)	Current ¹⁾ (A)	Voltage ^{1) 2)} (V)	Connection direction
	FK-MCP 1,5/...-ST FK-MCP 1,5/...-STF FK-MCP 1,5/...-ST-LR	Without flange With screw flange With lock-and-release locking system	2 ... 20	3.5/3.81	8 IEC 8 UL (B, D)	160 IEC 300 UL (B, D)	0°
	FMC 1,5/...-ST FMC 1,5/...-STF FMC 1,5/...-ST-RF	Without flange With screw flange With latching flange	2 ... 20	3.5/3.81 3.5/3.81 3.5	8 IEC 8 UL (B)	160 IEC 150 UL (B)	0°
	FMCD 1,5/...-ST	Without flange	2 ... 16	3.5	8 IEC 8 UL (B)	160 IEC 150 UL (B)	0°
	TFMC 1,5/...-ST TFMC 1,5/...-STF	TWIN design Without flange With screw flange	2 ... 10	3.5	8 IEC 8 UL (B)	160 IEC 300 UL (B)	0°
Conductor cross-sections up to 1.5 mm ² (AWG 16), connector: lever Push-in connection, female							
 Web code: #2663	Product family	Notes	Number of pos.	Pitch (mm)	Current ¹⁾ (A)	Voltage ^{1) 2)} (V)	Connection direction
 new	LPC 1,5/...-ST LPC 1,5/...-STF LPC 1,5/...-ST-LR	Without flange With screw flange With LR lever	2 ... 16	3.81	8 IEC 8 UL (B, C)	160V IEC 150V UL (B,C)	0°
Conductor cross-sections up to 1.5 mm ² (AWG 16), connector: Push-in spring connection, female							
 Web code: #3261	Product family	Notes	Number of pos.	Pitch (mm)	Current ^{1) 3)} (A)	Voltage ^{1) 2) 3)} (V)	Connection direction
 new	XPC 1,5/...-ST	Without flange	2-16	3.81	8 IEC 8 UL (B, D)	160 IEC 150 UL (B, D)	0°
Conductor cross-sections up to 1.5 mm ² (AWG 16), inverted connector: Push-in spring connection, male							
 Web code: #0757	Product family	Notes	Number of pos.	Pitch (mm)	Current ¹⁾ (A)	Voltage ^{1) 2)} (V)	Connection direction
	IFMC 1,5/...-ST IFMC 1,5/...-ST-RF IFMC 1,5/...-ST-RN	Without flange With latching flange With snap-in latch	2 ... 12	3.5	8 IEC 8 UL (B)	160 IEC 150 UL (B)	0°
Conductor cross-sections up to 1.5 mm ² (AWG 16), connector: IDC insulation displacement connection, female							
 Web code: #0758	Product family	Notes	Number of pos.	Pitch (mm)	Current ¹⁾ (A)	Voltage ^{1) 2)} (V)	Connection direction
	QC 0,5/...-ST QC 0,5/...-STF	Without flange With screw flange	2 ... 16	3.81	6 IEC 6 UL (B, C)	200 IEC 300 UL (B, C)	90°
Conductor cross-sections up to 1.5 mm ² (AWG 16), connector: crimp connection, female							
 Web code: #0759	Product family	Notes	Number of pos.	Pitch (mm)	Current ¹⁾ (A)	Voltage ^{1) 2)} (V)	Connection direction
	MCC 1/...-STZ MCC 1/...-STZF	Without flange With screw flange	2 ... 20	3.81	8 IEC 5 UL (B, D)	160 IEC 300 UL (B, D)	0°




Conductor cross-sections up to 1.5 mm ² (AWG 16), headers: THR soldering, male							
 Web code: #0760	Product family	Notes	Number of pos.	Pitch (mm)	Current ¹⁾ (A)	Voltage ^{1) 2)} (V)	Connection direction
	MC 1,5/...-G-THR MC 1,5/...-GF-THR	Without flange With threaded flange	2 ... 20	3.5/3.81	8 IEC 8 UL (B, D)	160 IEC 300 UL (B, D)	0°
	MCV 1,5/...-G-THR MCV 1,5/...-GF-THR	Without flange With threaded flange	2 ... 20	3.5/3.81	8 IEC 8 UL (B, D)	160 IEC 300 UL (B, D)	90°
	MCDN 1,5/...-G1-THR MCDN 1,5/...-G1-RN-THR	Without flange With snap-in latch	2 ... 20	3.5/3.81 3.5	8 IEC 8 UL (B)	160 IEC 150 UL (B)	0°
	MCDNV 1,5/...-G1-THR MCDNV 1,5/...-G1-RN-THR	Without flange With snap-in latch	2 ... 20	3.5/3.81 3.5	8 IEC 8 UL (B)	160 IEC 150 UL (B)	90°
Conductor cross-sections up to 1.5 mm ² (AWG 16), inverted headers: THR soldering, female							
 Web code: #0761	Product family	Notes	Number of pos.	Pitch (mm)	Current ¹⁾ (A)	Voltage ^{1) 2)} (V)	Connection direction
	IMC 1,5/...-G-THR IMC 1,5/...-G-RN-THR	Without flange With snap-in latch	2 ... 12	3.5	8 IEC 8 UL (B, D)	160 IEC 300 UL (B, D)	0°
	IMCV 1,5/...-G-THR IMCV 1,5/...-G-RN-THR	Without flange With snap-in latch	2 ... 12	3.5	8 IEC 8 UL (B, D)	160 IEC 300 UL (B, D)	90°
Conductor cross-sections up to 1.5 mm ² (AWG 16), headers: wave soldering, male							
 Web code: #0762	Product family	Notes	Number of pos.	Pitch (mm)	Current ¹⁾ (A)	Voltage ^{1) 2)} (V)	Connection direction
	MC 1,5/...-G MC 1,5/...-GF MC 1,5/...-G-RN MC 1,5/...-GF-LR	Without flange With threaded flange With snap-in latch With lock-and-release locking system	2 ... 20	3.5/3.81 3.5/3.81 3.5 3.5/3.81	8 IEC 8 UL (B, D)	160 IEC 300 UL (B, D)	0°
	MCV 1,5/...-G MCV 1,5/...-GF MCV 1,5/...-G-RN MCV 1,5/...-GF-LR	Without flange With threaded flange With snap-in latch With lock-and-release locking system	2 ... 20	3.5/3.81 3.5/3.81 3.5 3.5/3.81	8 IEC 8 UL (B, D)	160 IEC 300 UL (B, D)	90°
	SMC 1,5/...-G SMC 1,5/...-GF	Without flange With threaded flange	2 ... 18 2 ... 16	3.81	8 IEC 8 UL (B, D)	160 IEC 300 UL (B, D)	45°
	MCO 1,5/...-GR MCO 1,5/...-GL	Right version Left version	3 ... 10	3.81	8 IEC 8 UL (B, D)	160 IEC 300 UL (B, D)	0°
	MCO 1,5/...-G1R MCO 1,5/...-G1L	Right version Left version	3 ... 5	3.5	8 IEC 8 UL (B, D)	160 IEC 300 UL (B, D)	0°
	MCD 1,5/...-G MCD 1,5/...-GF	Without flange With threaded flange	2 ... 16	3.81	8 IEC 8 UL (B, D)	160 IEC 300 UL (B, D)	0°



¹⁾ For more information on UL Use groups A - F, see page 25.


²⁾ IEC rated insulation voltage with overvoltage category III/pollution degree 2.



³⁾ The specified values are expected upon approval.

	MCDV 1,5/...-G MCDV 1,5/...-GF	Without flange With threaded flange	2 ... 16	3.81	8 IEC 8 UL (B, D)	160 IEC 300 UL (B, D)	90°
	MCD 1,5/...-G1 MCD 1,5/...-G1F	Without flange With threaded flange	2 ... 16	3.81	8 IEC 8 UL (B, D)	160 IEC 300 UL (B, D)	0°
	MCDV 1,5/...-G1 MCDV 1,5/...-G1F	Without flange With threaded flange	2 ... 16	3.81	8 IEC 8 UL (B, D)	160 IEC 300 UL (B, D)	90°
Conductor cross-sections up to 1.5 mm² (AWG 16), inverted headers: wave soldering, female							
	IMC 1,5/...-G	-	2 ... 16	3.81	8 IEC 8 UL (B, D)	160 IEC 300 UL (B, D)	0°
	IMCV 1,5/...-G	-	2 ... 16	3.81	8 IEC 8 UL (B, D)	160 IEC 300 UL (B, D)	90°
Conductor cross-sections up to 1.5 mm² (AWG 16), direct plug-in block, male							
	MCVU 1,5/...-GFD	With threaded flange and screw connection on PCB	2 ... 16	3.81	8 IEC 8 UL (B, D)	160 IEC 300 UL (B, D)	0°
Conductor cross-sections up to 1.5 mm² (AWG 16), connector: screw connection with tension sleeve, female							
	MC 1,5/...-ST MC 1,5/...-STF	Without flange With screw flange	2 ... 12	5.08	8 IEC 8 UL (B, D)	320 IEC 300 UL (B, D)	0°
	MC 1,5/...-ST1 MC 1,5/...-ST1F	Without flange With screw flange	2 ... 12	5.08	8 IEC 8 UL (B, D)	320 IEC 300 UL (B, D)	0°
Conductor cross-sections up to 1.5 mm² (AWG 16), headers: wave soldering, male							
	MC 1,5/...-G MC 1,5/...-GF	Without flange With threaded flange	2 ... 12	5.08	8 IEC 8 UL (B, D)	320 IEC 300 UL (B, D)	0°
	MCV 1,5/...-G MCV 1,5/...-GF	Without flange With threaded flange	2 ... 12	5.08	8 IEC 8 UL (B, D)	320 IEC 300 UL (B, D)	90°




Conductor cross-sections up to 1.5 mm ² (AWG 16), feed-through connector, male							
 Web code: #0769	Product family	Notes	Number of pos.	Pitch (mm)	Current ¹⁾ (A)	Voltage ^{1) 2)} (V)	Connection direction
	PSC 1,5/...-M	Shielded POWER SUBCON header for panel thickness up to 4.5 mm	3, 5	3.5	8 IEC 8 UL (B, D)	320 IEC 300 UL (B, D)	0°
	DFK-MC 1,5/...-GF	Header with threaded flange, with solder or spade connection	2 ... 16	3.81	8 IEC 8 UL (B, D)	160 IEC 300 UL (B, D)	0°

Conductor cross-sections up to 1.5 mm ² (AWG 16), feed-through connector, female							
 Web code: #0770	Product family	Notes	Number of pos.	Pitch (mm)	Current ¹⁾ (A)	Voltage ^{1) 2)} (V)	Connection direction
	PSC 1,5/...-F	Shielded POWER SUBCON connector with screw connection	3, 5	3.5	8 IEC 8 UL (B, D)	320 IEC 300 UL (B, D)	0°



	M PCB connectors for conductor cross-sections up to 2.5 mm²
	Conductor cross-sections up to 2.5 mm² (AWG 12), connector: Push-in spring connection

 Web code: #0774	Product family	Notes	Number of pos.	Pitch (mm)	Current ¹⁾ (A)	Voltage ^{1) 2)} (V)	Connection direction
	PTDA 2,5/...-PH	TWIN connection, can be plugged onto pin strips	2 ... 16	5.0	13.5 IEC 13,5 UL (B) 10 UL (D)	400 IEC 300 UL (B) 300 UL (D)	45°

Conductor cross-sections up to 2.5 mm² (AWG 12), pin strips: THR and wave soldering							
---	--	--	--	--	--	--	--

 Web code: #0775	Product family	Notes	Number of pos.	Pitch (mm)	Current ¹⁾ (A)	Voltage ^{1) 2)} (V)	Connection direction
	PST 1,3/...-H	-	2 ... 16	5.0	12 IEC 16 UL (B) 10 UL (D)	320 IEC 300 UL (B) 300 UL (D)	0°
	PST 1,3/...-V	-	2 ... 16	5.0	12 IEC 16 UL (B) 10 UL (D)	320 IEC 300 UL (B) 300 UL (D)	90°















Conductor cross-sections up to 2.5 mm² (AWG 12), connector: Push-in spring connection, SKEDD direct-connection technology							
---	--	--	--	--	--	--	--

 Web code: #0786	Product family	Notes	Number of pos.	Pitch (mm)	Current ¹⁾ (A)	Voltage ^{1) 2)} (V)	Connection direction
	SDC 2,5/...-PV-5,0-ZB	With body-bound rivets for locking on the PCB	1 ... 16	5.0	12 IEC 12 UL (B, D)	320 IEC 300 UL (B, D)	90°

¹⁾ For more information on UL Use groups A - F, see page 25.

²⁾ IEC rated insulation voltage with overvoltage category III/pollution degree 2.

















Conductor cross-sections up to 2.5 mm ² (AWG 12), double-row connector: crimp connection, SKEDD direct-connection technology							
 Web code: #1615	Product family	Notes	Number of pos.	Pitch (mm)	Current ¹⁾ (A)	Voltage ^{1) 2)} (V)	Connection direction
	CDDC 2,5/...-PV-5,0	With body-bound rivets for locking on the PCB	2 ... 16	5.0	12 IEC 12 UL (B, D)	320 IEC 300 UL (B, D)	90°
Conductor cross-sections up to 2.5 mm ² (AWG 12), connector: screw connection with tension sleeve, female							
 Web code: #0776	Product family	Notes	Number of pos.	Pitch (mm)	Current ¹⁾ (A)	Voltage ^{1) 2)} (V)	Connection direction
	MSTB 2,5/...-ST MSTB 2,5/...-STF MSTB 2,5/...-ST-LR	Without flange With screw flange With lock-and-release locking system	2 ... 24 2 ... 20 2 ... 20	5.0/5.08	12 IEC 15 UL (B) 10 UL (D)	320 IEC 300 UL (B) 300 UL (D)	0°
	MSTB 2,5/...-STF-EX	With screw flange	2 ... 12	5.08	12 IEC	176 IEC	0°
	MSTB 2,5/...-STZ	With pull-out aid	2 ... 16	5.0/5.08	12 IEC 12 UL (B) 10 UL (D)	320 IEC 250 UL (B) 300 UL (D)	0°
	MSTBP 2,5/...-ST	With test point	2 ... 24	5.0/5.08	12 IEC 15 UL (B) 10 UL (D)	320 IEC 300 UL (B) 300 UL (D)	0°
	MSTBT 2,5/...-ST MSTBT 2,5/...-STF	Contact area moved to the top Without flange With screw flange	2 ... 18	5.0/5.08	12 IEC 15 UL (B) 10 UL (D)	320 IEC 300 UL (B) 300 UL (D)	0°
	MVSTBR 2,5/...-ST MVSTBR 2,5/...-STF	Conductor entry facing the coded side Without flange With screw flange	2 ... 24 2 ... 20	5.0/5.08	12 IEC 15 UL (B) 10 UL (D)	320 IEC 300 UL (B) 300 UL (D)	90°
	MVSTBR 2,5/...-STF-EX	Conductor entry facing the coded side With screw flange	2 ... 12	5.08	12 IEC	176 IEC	90°
	MVSTBW 2,5/...-ST MVSTBW 2,5/...-STF	Conductor entry facing the rippled side, Without flange With screw flange	2 ... 24 2 ... 20	5.0/5.08	12 IEC 15 UL (B) 10 UL (D)	320 IEC 300 UL (B) 300 UL (D)	-90°
	MVSTBW 2,5/...-STF-EX	Conductor entry facing the rippled side With screw flange	2 ... 12	5.08	12 IEC	176 IEC	-90°
	SMSTB 2,5/...-ST SMSTB 2,5/...-STF	Without flange With screw flange	2 ... 24	5.0/5.08	12 IEC 15 UL (B) 10 UL (D)	320 IEC 300 UL (B) 300 UL (D)	-45°
	TVMSTB 2,5/...-ST TVMSTB 2,5/...-STF	TWIN design Without flange With screw flange	2 ... 10	5.08	12 IEC 10 UL (B, D)	400 IEC 300 UL (B, D)	90° / -90°
















	TMSTBP 2,5/...-ST TMSTBP 2,5/...-STF	TWIN design Without flange With screw flange	2 ... 10	5.08	12 IEC 15 UL (B) 10 UL (D)	320 IEC 300 UL (B) 300 UL (D)	0°
	GMSTB 2,5/...-ST GMSTB 2,5/...-STF	Without flange With screw flange	2 ... 12	7.5/7.62 7.62	12 IEC 15 UL (B) 10 UL (D)	630 IEC 300 UL (B) 300 UL (D)	0°
	GMSTB 2,5/...-STF-EX	With screw flange	2 ... 12	7.62	12 IEC	352 IEC	0°
	GMVSTBR 2,5/...-ST GMVSTBR 2,5/...-STF	Conductor entry facing the coded side Without flange With screw flanges	2 ... 12	7.5/7.62 7.62	12 IEC 15 UL (B) 10 UL (D)	630 IEC 300 UL (B) 300 UL (D)	90°
	GMVSTBR 2,5/...-STF-EX	Conductor entry facing the coded side With screw flange	2 ... 12	7.62	12 IEC	352 IEC	90°
	GMVSTBW 2,5/...-ST GMVSTBW 2,5/...-STF	Conductor entry facing the rippled side Without flange With screw flange	2 ... 12	7.5/7.62 7.62	12 IEC 15 UL (B) 10 UL (D)	630 IEC 300 UL (B) 300 UL (D)	-90°
	GMVSTBW 2,5/...-STF-EX	Conductor entry facing the rippled side With screw flange	2 ... 12	7.62	12 IEC	352 IEC	-90°
Conductor cross-sections up to 2.5 mm² (AWG 12), connector: front screw connection, female							
 Web code: #0778	Product family	Notes	Number of pos.	Pitch (mm)	Current¹⁾ (A)	Voltage¹⁾²⁾ (V)	Connection direction
	FRONT-MSTB 2,5/...-ST FRONT-MSTB 2,5/...-STF	Without flange With screw flange	2 ... 24	5.0/5.08	12 IEC 15 UL (B) 10 UL (D)	320 IEC 300 UL (B) 300 UL (D)	0°
	FRONT-GMSTB 2,5/...-ST FRONT-GMSTB 2,5/...-STF	Without flange With screw flange	2 ... 12	7.62	12 IEC 15 UL (B) 10 UL (D)	630 IEC 300 UL (B) 300 UL (D)	0°
Conductor cross-sections up to 2.5 mm² (AWG 12), inverted connector: screw connection with tension sleeve, male							
 Web code: #0777	Product family	Notes	Number of pos.	Pitch (mm)	Current¹⁾ (A)	Voltage¹⁾²⁾ (V)	Connection direction
	IC 2,5/...-ST IC 2,5/...-STF IC 2,5/...-STGF	Without flange With screw flange With threaded flange	2 ... 24 2 ... 20 2 ... 20	5.08	12 IEC 12 UL (B) 10 UL (D)	320 IEC 250 UL (B) 300 UL (D)	0°
	IC 2,5/...-STF-EX	With screw flange	2 ... 12	5.08	12 IEC	176 IEC	0°
	GIC 2,5/...-ST GIC 2,5/...-STF GIC 2,5/...-STGF	Without flange With screw flange With threaded flange	2 ... 12	7.62	12 IEC 12 UL (B) 10 UL (D)	630 IEC 250 UL (B) 300 UL (D)	0°

¹⁾ For more information on UL Use groups A - F, see page 25.

²⁾ IEC rated insulation voltage with overvoltage category III/pollution degree 2.

















Conductor cross-sections up to 2.5 mm² (AWG 12), connector: Push-in spring connection, female

 Web code: #0779	Product family	Notes	Number of pos.	Pitch (mm)	Current ¹⁾ (A)	Voltage ^{1) 2)} (V)	Connection direction
	FKC 2,5/...-ST FKC 2,5/...-STF FKC 2,5/...-ST-RF FKC 2,5/...-ST-LR	Without flange With screw flange With latching flange With lock-and-release locking system	2 ... 24 2 ... 24 2 ... 16 2 ... 20	5.0/5.08 5.0/5.08 5.0/5.08 5.08	12 IEC 10 UL (B, D)	320 IEC 300 UL (B, D)	0°
 	FKC 2,5/...-STF-EX FKCN 2,5/...-STF-EX	With screw flange With lock-and-release locking system	2 ... 12 On request	5.08	12 IEC	176 IEC	0°
	FKCS 2,5/...-ST FKCS 2,5/...-ST-RF	Without flange With latching flange	2 ... 20 2 ... 16	5.0/5.08 5.08	12 IEC 10 UL (B, D)	320 IEC 300 UL (B, D)	0°
	FKCT 2,5/...-ST FKCT 2,5/...-STF	Without flange With screw flange	2 ... 20 2 ... 18	5.0/5.08	12 IEC 10 UL (B, D)	320 IEC 300 UL (B, D)	0°
	FKCN 2,5/...-ST FKCN 2,5/...-STF	Without flange With screw flange	2 ... 18	5.0/5.08	12 IEC 10 UL (B, D)	320 IEC 300 UL (B, D)	0°
	FKCVR 2,5/...-ST FKCVW 2,5/...-STF	Conductor entry facing the coded side Without flange With screw flange	2 ... 18 2 ... 16	5.0/5.08	12 IEC 10 UL (B, D)	320 IEC 300 UL (B, D)	90°
	FKCVW 2,5/...-ST FKCVW 2,5/...-STF	Conductor entry facing the rippled side Without flange With screw flange	2 ... 18 2 ... 16	5.0/5.08	12 IEC 10 UL (B, D)	320 IEC 300 UL (B, D)	-90°
	FKCOR 2,5/...-ST FKCOR 2,5/...-STF FKCOR 2,5/...-ST-LR	Conductor entry facing the coded side, Without flange With screw flange With lock-and-release locking system	2 ... 24	5.08	12 IEC 10 UL (B, C)	320 IEC 300 UL (B, C)	90°
	FKCOW 2,5/...-ST FKCOW 2,5/...-STF	Conductor entry facing the rippled side Without flange With screw flange	2 ... 24	5.08	12 IEC 10 UL (B, C)	320 IEC 300 UL (B, C)	-90°
	TVFK 1,5/...-ST TVFKCL 1,5/...-ST	TWIN design Contact area, short Contact area, long	2 ... 10	5.0	10 IEC 8 UL (B, D, C)	320 IEC 300 UL (B, D)	0°
	TFKC 2,5/...-ST TFKC 2,5/...-STF TFKC 2,5/...-ST-LR	TWIN design Without flange With screw flange With lock-and-release locking system	2 ... 10	5.08	12 IEC 10 UL (B, D)	320 IEC 300 UL (B, D)	0°
	GFKC 2,5/...-ST GFKC 2,5/...-STF	Without flange With screw flange	2 ... 12	7.5/7.62 7.62	12 IEC 10 UL (B, D)	630 IEC 300 UL (B, D)	0°
 	GFKC 2,5/...-STF-EX	With screw flange	2 ... 12	7.62	12 IEC	352 IEC	0°









Conductor cross-sections up to 2.5 mm ² (AWG 12), inverted connector: Push-in spring connection, male							
 Web code: #0780	Product family	Notes	Number of pos.	Pitch (mm)	Current ¹⁾ (A)	Voltage ^{1) 2)} (V)	Connection direction
	FKIC 2,5/...-ST FKIC 2,5/...-STF FKIC 2,5/...-ST-RN	Without flange With screw flange With snap-in latch	2 ... 16	5.0/5.08	12 IEC 10 UL (B, D)	320 IEC 300 UL (B, D)	0°
	FKICS 2,5/...-STD-RN	With snap-in latch and direct fastening	2 ... 16	5.08	12 IEC 10 UL (B, D)	320 IEC 300 UL (B, D)	0°
	GFKIC 2,5/...-ST	Without flange	2 ... 12	7.62	12 IEC 10 UL (B, D)	630 IEC 300 UL (B, D)	0°
Conductor cross-sections up to 2.5 mm ² (AWG 12), connector: lever Push-in connection, female							
 Web code: #2664	Product family	Notes	Number of pos.	Pitch (mm)	Current ¹⁾ (A)	Voltage ^{1) 2)} (V)	Connection direction
 new	LPC 2,5/...-ST LPC 2,5/...-STF LPC 2,5/...-ST-LR	Without flange With screw flange With lock-and-release locking system	2 ... 20	5.08	16 IEC 16 UL (B, C)	320 IEC 300 UL (B,C)	0°
Conductor cross-sections up to 2.5 mm ² (AWG 12), connector: IDC insulation displacement connection, female							
 Web code: #0781	Product family	Notes	Number of pos.	Pitch (mm)	Current ¹⁾ (A)	Voltage ^{1) 2)} (V)	Connection direction
	QC 1/...-ST QC 1/...-STF	Without flange With screw flange	2 ... 18 2 ... 16	5.08	10 IEC 10 UL (B, D)	630 IEC 300 UL (B, D)	90°
	QC 1/...-ST-BUS	BUS connection for looping through the conductor	2 ... 6	5.0	10 IEC 10 UL (B, D)	630 IEC 300 UL (B, D)	90°/90°
	QC 1,5/...-ST QC 1,5/...-STF	Without flange With screw flange	2 ... 16	5.0	12 IEC 10 UL (B, D)	630 IEC 300 UL (B, D)	0°
Conductor cross-sections up to 2.5 mm ² (AWG 12), connector: crimp connection, female							
 Web code: #0782	Product family	Notes	Number of pos.	Pitch (mm)	Current ¹⁾ (A)	Voltage ^{1) 2)} (V)	Connection direction
	MSTBC 2,5/...-ST	For MSTBC-MT 0,5-1,0 and MSTBC-MT 1,5-2,5 crimp contacts	2 ... 24	5.08	12 IEC 10 UL (B) 10 UL (D)	320 IEC 250 UL (B) 300 UL (D)	0°
	MSTBC 2,5/...-STZ MSTBC 2,5/...-STZF MSTBC 2,5/...-STZ-R MSTBC 2,5/...-STZFD	Pull-out aid option With and without screw flange With latching flange With screw flange and direct fastening	2 ... 24	5.08	12 IEC 10 UL (B) 10 UL (D)	320 IEC 250 UL (B) 300 UL (D)	0°
Conductor cross-sections up to 2.5 mm ² (AWG 12), inverted connector: crimp connection, male							
 Web code: #0783	Product family	Notes	Number of pos.	Pitch (mm)	Current ¹⁾ (A)	Voltage ^{1) 2)} (V)	Connection direction
	ICC 2,5/...-STZ ICC 2,5/...-STZF ICC 2,5/...-STZFD	Pull-out aid option With and without screw flange With screw flange and direct fastening	2 ... 24	5.08	12 IEC 10 UL (B) 10 UL (D)	320 IEC 250 UL (B) 300 UL (D)	0°

¹⁾ For more information on UL Use groups A - F, see page 25.

²⁾ IEC rated insulation voltage with overvoltage category III/pollution degree 2.

Conductor cross-sections up to 2.5 mm ² (AWG 12), direct plug-in block, screw connection with tension sleeve, female							
 Web code: #0784	Product family	Notes	Number of pos.	Pitch (mm)	Current ¹⁾ (A)	Voltage ^{1) 2)} (V)	Connection direction
	MSTBU 2,5/...-STD	With screw connection for direct fastening	2 ... 24	5.08	12 IEC	320 IEC	0°
Conductor cross-sections up to 2.5 mm ² (AWG 12), direct plug-in block, screw connection with tension sleeve, male							
 Web code: #0785	Product family	Notes	Number of pos.	Pitch (mm)	Current ¹⁾ (A)	Voltage ^{1) 2)} (V)	Connection direction
	MVSTBU 2,5/...-GB MVSTBU 2,5/...-GFB	Without flange With threaded flange	2 ... 20	5.08	12 IEC 12 UL (B) 10 UL (D)	320 IEC 250 UL (B) 300 UL (D)	0°
Conductor cross-sections up to 2.5 mm ² (AWG 12), DIN rail connector, screw connection with tension sleeve, female							
 Web code: #0787	Product family	Notes	Number of pos.	Pitch (mm)	Current ¹⁾ (A)	Voltage ^{1) 2)} (V)	Connection direction
	UMSTBVK 2,5/...-ST UMSTBVK 2,5/...-STF	For mounting on NS 32 and NS 35 Without flange With screw flange	5 ... 16	5.08	12 IEC 12 UL (B) 10 UL (D)	320 IEC 250 UL (B) 300 UL (D)	0°
Conductor cross-sections up to 2.5 mm ² (AWG 12), DIN rail connector, screw connection with tension sleeve, male							
 Web code: #0788	Product family	Notes	Number of pos.	Pitch (mm)	Current ¹⁾ (A)	Voltage ^{1) 2)} (V)	Connection direction
	MSTBHK 2,5/...-G	For mounting on NS 15	10	5.0/5.08	12 IEC 12 UL (B) 10 UL (D)	320 IEC 250 UL (B) 300 UL (D)	0°
	UMSTBHK 2,5/...-G	For mounting on NS 32 and NS 35	10	5.0	12 IEC 12 UL (B) 10 UL (D)	320 IEC 250 UL (B) 300 UL (D)	0°
	MSTBVK 2,5/...-G MSTBVK 2,5/...-GF	For mounting on NS 15 Without flange With threaded flange	2 ... 24 2 ... 20	5.08	12 IEC 12 UL (B) 10 UL (D)	320 IEC 250 UL (B) 300 UL (D)	0°
	UMSTBVK 2,5/...-G UMSTBVK 2,5/...-GF	For mounting on NS 32 and NS 35 Without flange With threaded flange	2 ... 24 2 ... 20	5.08	12 IEC 12 UL (B) 10 UL (D)	320 IEC 250 UL (B) 300 UL (D)	0°
Conductor cross-sections up to 2.5 mm ² (AWG 12), headers: THR soldering, male							
 Web code: #0789	Product family	Notes	Number of pos.	Pitch (mm)	Current ¹⁾ (A)	Voltage ^{1) 2)} (V)	Connection direction
	CCA 2,5/...-G CC 2,5/...-GF CCA 2,5/...-G-RN CC 2,5/...-GF-LR	Without flange With threaded flange With snap-in latch With lock-and-release locking system	2 ... 24 2 ... 12 2 ... 12 2 ... 24	5.0/5.08 5.08 5.08 5.0/5.08	12 IEC 16 UL (B) 10 UL (D)	320 IEC 300 UL (B) 300 UL (D)	0°
	CCVA 2,5/...-G CCV 2,5/...-GF CCVA 2,5/...-G-RN CCV 2,5/...-GF-LR	Without flange With threaded flange With snap-in latch With lock-and-release locking system	2 ... 24 2 ... 12 2 ... 12 2 ... 24	5.0/5.08 5.08 5.08 5.0/5.08	12 IEC 16 UL (B) 10 UL (D)	320 IEC 300 UL (B) 300 UL (D)	90°
	CCDN 2,5/...-G1-THR CCDN 2,5/...-G1F-THR	Without flange With threaded flange	2 ... 18	5.0/5.08	12 IEC 10 UL (B, D)	400 IEC 300 UL (B, D)	0°
	MSTBO 2,5/...-G1R-THR MSTBO 2,5/...-G1L-THR	Right version Left version	2 ... 4	5.0	16 IEC 16 UL (B) 10 UL (D)	400 IEC 300 UL (B) 300 UL (D)	0°














Conductor cross-sections up to 2.5 mm² (AWG 12), headers: wave soldering, male

 Web code: #0790	Product family	Notes	Number of pos.	Pitch (mm)	Current ¹⁾ (A)	Voltage ^{1) 2)} (V)	Connection direction
	MSTBO 2,5/...-GR MSTBO 2,5/...-GL	Right version Left version	3 ... 8	5.08	8 IEC 8 UL (B) 8 UL (D)	320 IEC 250 UL (B) 300 UL (D)	0°
	MSTB 2,5/...-G	Without side panel	2 ... 24	5.0/5.08	12 IEC 15 UL (B) 10 UL (D)	320 IEC 300 UL (B) 300 UL (D)	0°
	MSTBV 2,5/...-G	Without side panel	2 ... 24	5.0/5.08	12 IEC 12 UL (B) 10 UL (D)	320 IEC 300 UL (B) 300 UL (D)	90°
	MSTBA 2,5/...-G MSTB 2,5/...-GF MSTBA 2,5/...-G-RN MSTBA 2,5/...-G-LR	Without flange With threaded flange With snap-in latch With lock-and-release locking system	2 ... 24 2 ... 24 2 ... 20 2 ... 20	5.0/5.08 5.0/5.08 5.0/5.08 5.08	12 IEC 15 UL (B) 10 UL (D)	320 IEC 300 UL (B) 300 UL (D)	0°
	MSTBVA 2,5/...-G MSTBV 2,5/...-GF MSTBVA 2,5/...-G-RN MSTBVA 2,5/...-G-LR	Without flange With threaded flange With snap-in latch With lock-and-release locking system	2 ... 24 2 ... 24 2 ... 20 2 ... 20	5.0/5.08 5.0/5.08 5.0/5.08 5.08	12 IEC 12 UL (B) 10 UL (D)	320 IEC 300 UL (B) 300 UL (D)	90°
	MSTB 2,5/...-GF-EX MSTBA 2,5/...-G-LR-EX	With threaded flange With lock-and-release locking system	2 ... 12 On request	5.08	12 IEC	176 IEC	0°
	MSTBV 2,5/...-GF-EX	With threaded flange	2 ... 12	5.08	12 IEC	176 IEC	90°
	SMSTB 2,5/...-G	Angled without side panel	2 ... 24	5.0/5.08	12 IEC 15 UL (B) 10 UL (D)	320 IEC 300 UL (B) 300 UL (D)	45°
	SMSTBA 2,5/...-G	Angled with side panel	2 ... 24	5.0/5.08	12 IEC 15 UL (B) 10 UL (D)	320 IEC 300 UL (B) 300 UL (D)	45°
	MSTBW 2,5/...-G	Without side panel With stand-off	2 ... 24	5.0/5.08	12 IEC 15 UL (B) 10 UL (D)	320 IEC 300 UL (B) 300 UL (D)	0°
	MSTBV 2,5/...-GEH	With release aid	2 ... 20	5.08	12 IEC 12 UL (B) 10 UL (D)	320 IEC 300 UL (B) 300 UL (D)	90°
	MSTBO 2,5/...-G1R MSTBO 2,5/...-G1L	Right version Left version	2 ... 4	5.0	16 IEC 16 UL (B) 10 UL (D)	320 IEC 300 UL (B) 300 UL (D)	0°
	MSTBO 2,5/...-G1PR MSTBO 2,5/...-G1PL	Right version Left version	2 ... 4	5.0	16 IEC 15 UL (B) 10 UL (D)	320 IEC 300 UL (B) 300 UL (D)	0°
	MDSTB 2,5/...-G	Without side panel	2 ... 12	5.0/5.08	10 IEC 15 UL (B) 10 UL (D)	320 IEC 300 UL (B) 300 UL (D)	0°
	MDSTBV 2,5/...-G	Without side panel	2 ... 12	5.0/5.08	10 IEC 12 UL (B) 10 UL (D)	320 IEC 300 UL (B) 300 UL (D)	90°
	MDSTBA 2,5/...-G MDSTB 2,5/...-GF	Without flange With threaded flange	2 ... 12	5.0/5.08	10 IEC 15 UL (B) 10 UL (D)	320 IEC 300 UL (B) 300 UL (D)	0°










¹⁾ For more information on UL Use groups A - F, see page 25.

²⁾ IEC rated insulation voltage with overvoltage category III/pollution degree 2.







Conductor cross-sections up to 2.5 mm² (AWG 12), headers: wave soldering, male

 Web code: #0790	Product family	Notes	Number of pos.	Pitch (mm)	Current ¹⁾ (A)	Voltage ^{1) 2)} (V)	Connection direction
	MDSTBVA 2,5/...-G MDSTBV 2,5/...-GF	Without flange With threaded flange	2 ...12	5.0/5.08	10 IEC 12 UL (B) 10 UL (D)	320 IEC 300 UL (B) 300 UL (D)	90°
	MDSTBW 2,5/...-G	Without side panel With stand-off	2 ...12	5.0/5.08	10 IEC 15 UL (B) 10 UL (D)	320 IEC 300 UL (B) 300 UL (D)	0°
	MDSTB 2,5/...-G1	-	2 ...20	5.0/5.08	10 IEC 15 UL (B) 10 UL (D)	320 IEC 300 UL (B) 300 UL (D)	0°
	MDSTBV 2,5/...-G1	-	2 ...20	5.0/5.08	10 IEC 12 UL (B) 10 UL (D)	320 IEC 300 UL (B) 300 UL (D)	90°
	GMSTB 2,5/...-G	Without side panel	2 ...12	7.5/7.62	12 IEC 15 UL (B) 10 UL (D)	320 IEC 300 UL (B) 300 UL (D)	0°
	GMSTBV 2,5/...-G	Without side panel	2 ...12	7.5/7.62	12 IEC 15 UL (B) 10 UL (D)	320 IEC 300 UL (B) 300 UL (D)	90°
	GMSTBA 2,5/...-G GMSTBA 2,5/...-GF	Without flange With threaded flange	2 ...12	7.5/7.62 7.62	12 IEC 15 UL (B) 10 UL (D)	320 IEC 300 UL (B) 300 UL (D)	0°
	GMSTBVA 2,5/...-G GMSTBVA 2,5/...-GF	Without flange With threaded flange	2 ...12	7.5/7.62 7.62	12 IEC 15 UL (B) 10 UL (D)	320 IEC 300 UL (B) 300 UL (D)	90°
 	GMSTB 2,5/...-GF-EX	With threaded flange	2 ...12	7.62	12 IEC	352 IEC	0°
 	GMSTBV 2,5/...-GF-EX	With threaded flange	2 ...12	7.62	12 IEC	352 IEC	90°

Conductor cross-sections up to 2.5 mm² (AWG 12), inverted headers: wave soldering, female

 Web code: #0791	Product family	Notes	Number of pos.	Pitch (mm)	Current ¹⁾ (A)	Voltage ^{1) 2)} (V)	Connection direction
	IC 2,5/...-G IC 2,5/...-GF	Without flange With threaded flange	2 ...24 2 ...20	5.08	12 IEC 12 UL (B) 10 UL (D)	320 IEC 250 UL (B) 300 UL (D)	0°
	ICV 2,5/...-G ICV 2,5/...-GF	Without flange With threaded flange	2 ...24 2 ...20	5.08	12 IEC 12 UL (B) 10 UL (D)	320 IEC 250 UL (B) 300 UL (D)	90°
 	IC 2,5/...-GF-EX	With threaded flange	2 ...12	5.08	12 IEC	176 IEC	0°
 	ICV 2,5/...-GF-EX	With threaded flange	2 ...12	5.08	12 IEC	176 IEC	90°
	GIC 2,5/...-G GIC 2,5/...-GF	Without flange With threaded flange	2 ...12	7.62	12 IEC 12 UL (B) 10 UL (D)	630 IEC 250 UL (B) 300 UL (D)	0°
	GICV 2,5/...-G GICV 2,5/...-GF	Without flange With threaded flange	2 ...12	7.62	12 IEC 12 UL (B) 10 UL (D)	630 IEC 250 UL (B) 300 UL (D)	90°









Conductor cross-sections up to 2.5 mm² (AWG 12), feed-through connector: screw connection with tension sleeve

 Web code: #2333	Product family	Notes	Number of pos.	Pitch (mm)	Current ¹⁾ (A)	Voltage ^{1) 2)} (V)	Connection direction
	DFK-MSTB 2,5/...-STF-LR	With threaded flange and lock-and-release locking system	2 ... 16	5.08	12 IEC 12 UL (B) 10 UL (D)	320 IEC 250 UL (B) 300 UL (D)	0°
Feed-through connectors, male							
 Web code: #0793	Product family	Notes	Number of pos.	Pitch (mm)	Current ¹⁾ (A)	Voltage ^{1) 2)} (V)	Connection direction
	DFK-MSTB 2,5/...-G DFK-MSTB 2,5/...-GF	Without flange With threaded flange	2 ... 16	5.0/5.08	12 IEC 15 UL (B) 10 UL (D)	320 IEC 300 UL (B) 300 UL (D)	0°
	DFK-MSTBA 2,5/...-G DFK-MSTBA 2,5/...-GF	Without flange With threaded flange	2 ... 16	5.08	12 IEC 15 UL (B) 10 UL (D)	320 IEC 300 UL (B) 300 UL (D)	0°
	DFK-MSTBVA 2,5/...-G DFK-MSTBVA 2,5/...-GF	Without flange With threaded flange	2 ... 16	5.08	12 IEC 12 UL (B) 12 UL (D)	320 IEC 300 UL (B) 150 UL (D)	90°




















HC series M PCB connectors for conductor cross-sections up to 2.5 mm²

Conductor cross-sections up to 2.5 mm² (AWG 12) of the HC series, connector: screw connection with tension sleeve, female

 Web code: #0794	Product family	Notes	Number of pos.	Pitch (mm)	Current ¹⁾ (A)	Voltage ^{1) 2)} (V)	Connection direction
	MSTB 2,5 HC/...-ST MSTB 2,5 HC/...-STF	Without flange With screw flange	2 ... 12	5.0/5.08	16 (IEC) 16 UL (B) 10 UL (D) 15 UL (D)	320 (IEC) 300 UL (B) 300 UL (D) 150 UL (D)	0°
	MSTBT 2,5 HC/...-ST	Contact area moved to the top	2 ... 12	5.0	16 (IEC) 16 UL (B) 10 UL (D) 15 UL (D)	320 (IEC) 300 UL (B) 300 UL (D) 150 UL (D)	0°
	MVSTBR 2,5 HC/...-ST MVSTBR 2,5 HC/...-STF	Conductor entry facing the coded side Without flange With screw flange	2 ... 12	5.0/5.08	16 IEC 16 UL (B)	320 IEC 300 UL (B)	90°
	MVSTBW 2,5 HC/...-ST MVSTBW 2,5 HC/...-STF	Conductor entry facing the rippled side Without flange With screw flange	2 ... 12	5.0/5.08	16 IEC 16 UL (B)	320 IEC 300 UL (B)	-90°
	GMSTB 2,5 HCV/...-ST GMSTB 2,5 HCV/...-ST-LR	Without flange With lock-and-release locking system	2 ... 12	7.62	16 IEC 20 UL (B, C)	1000 IEC 600 UL (B, C)	0°
	GMVSTBW 2,5 HV/...-ST	Conductor entry facing the rippled side	2 ... 4	7.62	12 IEC 15 UL (B, C)	630 IEC 600 UL (B, C)	-90°
	GMVSTBR 2,5 HV/...-ST	Conductor entry facing the coded side	2 ... 4	7.62	12 IEC 15 UL (B, C)	630 IEC 600 UL (B, C)	90°

¹⁾ For more information on UL Use groups A - F, see page 25.

²⁾ IEC rated insulation voltage with overvoltage category III/pollution degree 2.

Conductor cross-sections up to 2.5 mm ² (AWG 12) of the HC series, inverted connector: screw connection with tension sleeve, male							
 Web code: #0795	Product family	Notes	Number of pos.	Pitch (mm)	Current ¹⁾ (A)	Voltage ^{1) 2)} (V)	Connection direction
	GIC 2,5 HCV/...-ST	-	2 ...12	7.62	16 IEC 16 UL (B, C)	1000 IEC 600 UL (B, C)	0°
Connectors: Push-in spring connection, female							
 Web code: #0796	Product family	Notes	Number of pos.	Pitch (mm)	Current ¹⁾ (A)	Voltage ^{1) 2)} (V)	Connection direction
	FKC 2,5 HC/...-ST FKC 2,5 HC/...-STF	Without flange With screw flange	2 ...12	5.0/5.08	16 IEC 16 UL (B)	320 IEC 300 UL (B)	0°
	GFKC 2,5 HC/...-ST	-	3 ...6	7.62	16 IEC	630 IEC	0°
Conductor cross-sections up to 2.5 mm ² (AWG 12) of the HC series, inverted connectors Push-in spring connection, male							
 Web code: #0797	Product family	Notes	Number of pos.	Pitch (mm)	Current ¹⁾ (A)	Voltage ^{1) 2)} (V)	Connection direction
	FKIC 2,5 HC/...-ST FKIC 2,5 HC/...-STF	Without flange With screw flange	2 ...12	5.08	16 IEC 16 UL (B)	320 IEC 300 UL (B)	0°
Conductor cross-sections up to 2.5 mm ² (AWG 12) of the HC series, headers: wave soldering, male							
 Web code: #0798	Product family	Notes	Number of pos.	Pitch (mm)	Current ¹⁾ (A)	Voltage ^{1) 2)} (V)	Connection direction
	MSTBA 2,5 HC/...-G MSTB 2,5 HC/...-GF	Without flange With threaded flange	2 ...12	5.0/5.08	16 IEC 16 UL (B)	320 IEC 300 UL (B)	0°
	MSTBVA 2,5 HC/...-G MSTBV 2,5 HC/...-GF	Without flange With threaded flange	2 ...12	5.0/5.08	16 IEC 16 UL (B)	320 IEC 300 UL (B)	90°
	GMSTBA 2,5 HC/...-G GMSTBA 2,5 HC/...-G-LR	Without flange With lock-and-release locking system	2 ...12	7.62	16 IEC 20 UL (B, F) 10 UL (D)	600 IEC 300 UL (B, F) 300 UL (D)	0°
	GMSTBVA 2,5 HC/...-G GMSTBVA 2,5 HC/...-G-LR	Without flange With lock-and-release locking system	2 ...12	7.62	16 IEC 20 UL (B, F) 10 UL (D)	630 IEC 300 UL (B, F) 300 UL (D)	90°
Conductor cross-sections up to 2.5 mm ² (AWG 12) of the HC series, inverted headers: wave soldering, female							
 Web code: #0799	Product family	Notes	Number of pos.	Pitch (mm)	Current ¹⁾ (A)	Voltage ^{1) 2)} (V)	Connection direction
	IC 2,5 HC/...-G IC 2,5 HC/...-GF	Without flange With threaded flange	2 ...12	5.08	16 IEC 16 UL (B) 10 UL (D)	320 IEC 250 UL (B) 300 UL (D)	0°
	ICV 2,5 HC/...-G ICV 2,5 HC/...-GF	Without flange With threaded flange	2 ...12	5.08	16 IEC 16 UL (B) 10 UL (D)	320 IEC 250 UL (B) 300 UL (D)	90°
	GIC 2,5 HC/...-G	-	2 ...12	7.62	16 IEC 16 UL (B) 10 UL (D)	630 IEC 250 UL (B) 300 UL (D)	0°
	GICV 2,5 HC/...-G	-	2 ...12	7.62	16 IEC 16 UL (B) 10 UL (D)	630 IEC 250 UL (B) 300 UL (D)	90°



L PCB connectors for conductor cross-sections up to 10 mm²

Conductor cross-sections up to 4 mm² (AWG 12), connector: Push-in spring connection, female

Web code: #3247	Product family	Notes	Number of pos.	Pitch (mm)	Current ³⁾ (A)	Voltage ³⁾ (V)	Connection direction
	SPC 4/...-ST SPC 4/...-STL SPC 4/...-STTL	Without flange With center flange With top lock	2-12	6.35	24 IEC 20 UL (B,C,F)	1000 IEC 600 UL (B,C,F)	0°
	SPC 4/...-STL-SH	With center flange and shield	2-5	6.35	24 IEC 20 UL (C, F)	1000 IEC 600 UL (C, F)	0°

Conductor cross-sections up to 4 mm² (AWG 12), headers: THR soldering, male

Web code: #3248	Product family	Notes	Number of pos.	Pitch (mm)	Current ³⁾ (A)	Voltage ³⁾ (V)	Connection direction
	PC 4/...-G THR	Without flange With center flange With top lock	2-13	6.35	24 IEC 20 UL (B,C,F)	800 IEC 300 UL (B, C) 600 UL (F)	0°
	PC 4/...-GU THR	Without flange With center flange With top lock	2-13	6.35	24 IEC 20 UL (B,C,F)	800 IEC 300 UL (B, C) 600 UL (F)	180°
	PCV 4/...-G THR	Without flange With center flange With top lock	2-13	6.35	24 IEC 20 UL (B,C,F)	800 IEC 300 UL (B, C) 600 UL (F)	90°

Conductor cross-sections up to 4 mm² (AWG 12), connector: screw connection with tension sleeve, female

Web code: #0800	Product family	Notes	Number of pos.	Pitch (mm)	Current ¹⁾ (A)	Voltage ¹⁾²⁾ (V)	Connection direction
	PC 4/...-ST PC 4/...-STF	Without flange With screw flange	2 ... 12	7.62	20 IEC 20 UL (B, C)	630 IEC 300 UL (B, C)	0°

Conductor cross-sections up to 4 mm² (AWG 12), connector: crimp connection, female

Web code: #0801	Product family	Notes	Number of pos.	Pitch (mm)	Current ¹⁾ (A)	Voltage ¹⁾²⁾ (V)	Connection direction
	PCC 4/...-ST	For STG-MTN 0,5-1,0 and STG-MTN 1,5-2,5 crimp contacts	2 ... 12	7.62	20 IEC 10 UL (B, C)	1000 IEC 600 UL (B, C)	0°

Conductor cross-sections up to 4 mm² (AWG 12), headers: wave soldering, male











Web code: #0802	Product family	Notes	Number of pos.	Pitch (mm)	Current ¹⁾ (A)	Voltage ¹⁾²⁾ (V)	Connection direction
	PC 4/...-G	-	2 ... 12	7.62	20 IEC 20 UL (B, C)	630 IEC 300 UL (B, C)	0°
	PCV 4/...-G	-	2 ... 12	7.62	20 IEC 20 UL (B, C)	630 IEC 300 UL (B, C)	90°

¹⁾ For more information on UL Use groups A - F, see page 25.

²⁾ IEC rated insulation voltage with overvoltage category III/pollution degree 2.








³⁾ The specified values are expected upon approval.

Conductor cross-sections up to 4 mm ² (AWG 12), feed-through connector: screw connection with tension sleeve, male							
 Web code: #0803	Product family	Notes	Number of pos.	Pitch (mm)	Current ¹⁾ (A)	Voltage ^{1) 2)} (V)	Connection direction
	DFK-PC 4/...-GF	-	2 ...12	7.62	20 IEC 35 UL (B, C)	630 IEC 300 UL (B, C)	0°
Conductor cross-sections up to 4 mm ² (AWG 12), feed-through connector, spade connection, male							
 Web code: #0804	Product family	Notes	Number of pos.	Pitch (mm)	Current ¹⁾ (A)	Voltage ^{1) 2)} (V)	Connection direction
	DFK-PC 4/...-G -FS4,8	-	2 ...12	7.62	15 IEC 20 UL (B, C)	400 IEC 300 UL (B, C)	0°
Conductor cross-sections up to 4 mm ² (AWG 12), DIN rail connector: screw connection with tension sleeve, male							
 Web code: #0805	Product family	Notes	Number of pos.	Pitch (mm)	Current ¹⁾ (A)	Voltage ^{1) 2)} (V)	Connection direction
	PCVK 4	For mounting on NS 15 DIN rail	1-pos. alignable	7.62	20 IEC 20 UL (B, C)	630 IEC 300 UL (B, C)	0°
	UPCV3K 4	With three connector outlets For mounting on NS 32 and NS 35 DIN rails	1-pos. alignable	7.62	20 IEC 20 UL (B, C)	1000 IEC 300 UL (B, C)	0°
Conductor cross-sections up to 6 mm ² (AWG 10), connector: screw connection, female							
Conductor cross-sections up to 6 mm ² (AWG 10), connector: screw connection with tension sleeve, female							
 Web code: #0806	Product family	Notes	Number of pos.	Pitch (mm)	Current ¹⁾ (A)	Voltage ^{1) 2)} (V)	Connection direction
	PC 5/...-ST1 PC 5/...-STF1-SH PC 5/...-STCL1	Without flange With screw flange With Click and Lock locking	2 ...12	7.62	41 IEC 41 UL (B, C)	1000 IEC 600 UL (B, C)	0°
	PC 5/...-STF1-SH	With screw flange and shield	2 ...4	7.62	41 IEC 41 UL (B, C)	1000 IEC 600 UL (B, C)	0°
Conductor cross-sections up to 6 mm ² (AWG 10), inverted connector: screw connection with tension sleeve, male							
 Web code: #0807	Product family	Notes	Number of pos.	Pitch (mm)	Current ¹⁾ (A)	Voltage ^{1) 2)} (V)	Connection direction
	IPC 5/...-ST IPC 5/...-STF IPC 5/...-STGCL	Without flange With screw flange With Click and Lock locking	2 ...12	7.62	41 IEC 41 UL (B, C)	1000 IEC 600 UL (B, C)	0°
	IPC 5/...-STF-SH	With screw flange and shield	4	7.62	41 IEC 41 UL (B, C)	1000 IEC 600 UL (B, C)	0°








Conductor cross-sections up to 6 mm ² (AWG 10), connector: Push-in spring connection, female							
 Web code: #0808	Product family	Notes	Number of pos.	Pitch (mm)	Current ¹⁾ (A)	Voltage ¹⁾²⁾ (V)	Connection direction
	SPC 5/...-ST SPC 5/...-STF SPC 5/...-STCL	Without flange With screw flange With Click and Lock locking	2 ... 12	7.62	41 IEC 35 UL (B, C)	1000 IEC 600 UL (B, C)	0°
	SPC 5/...-STF-SH	With screw flange and shield	4	7.62	41 IEC 35 UL (B, C)	1000 IEC 600 UL (B, C)	0°
	TSPC 5/...-ST TSPC 5/...-STF TSPC 5/...-STCL	TWIN design, Without flange With screw flange With Click and Lock locking	2 ... 12	7.62	41 IEC 31 UL (B, C)	1000 IEC 600 UL (B, C)	0°
Conductor cross-sections up to 6 mm ² (AWG 10), inverted connector: Push-in spring connection, male							
 Web code: #0809	Product family	Notes	Number of pos.	Pitch (mm)	Current ¹⁾ (A)	Voltage ¹⁾²⁾ (V)	Connection direction
	ISPC 5/...-STGCL ISPC 5/...-STF	With Click and Lock locking With screw flange	2 ... 12	7.62	41 IEC 35 UL (B, C)	1000 IEC 600 UL (B, C)	0°
Conductor cross-sections up to 6 mm ² (AWG 10), headers: wave soldering, male							
 Web code: #0810	Product family	Notes	Number of pos.	Pitch (mm)	Current ¹⁾ (A)	Voltage ¹⁾²⁾ (V)	Connection direction
	PC 5/...-G PC 5/...-GF PC 5/...-GSF	Without flange (Click and Lock) With threaded flange With additional solder pin	2 ... 12	7.62	41 IEC 41 UL (B, C)	630 IEC 150 UL (C)	0°
	PC 5/...-GU PC 5/...-GFU	Without flange (Click and Lock) With threaded flange	2 ... 12	7.62	41 IEC 41 UL (B, C)	630 IEC 150 UL (C)	180°
	PCV 5/...-G PCV 5/...-GF	Without flange (Click and Lock) With threaded flange	2 ... 12	7.62	41 IEC 41 UL (B, C)	630 IEC 150 UL (C)	90°
Conductor cross-sections up to 6 mm ² (AWG 10), inverted headers: wave soldering, female							
 Web code: #0811	Product family	Notes	Number of pos.	Pitch (mm)	Current ¹⁾ (A)	Voltage ¹⁾²⁾ (V)	Connection direction
	IPC 5/...-G IPC 5/...-GF	Without flange With threaded flange	2 ... 12	7.62	41 IEC 41 UL (B, C)	630 IEC 300 UL (B, C)	0°
	IPC 5/...-GU IPC 5/...-GFU	Without flange With threaded flange	2 ... 12	7.62	41 IEC 41 UL (B, C)	630 IEC 300 UL (B, C)	180°
	IPCV 5/...-G IPCV 5/...-GF	Without flange With threaded flange	2 ... 12	7.62	41 IEC 41 UL (B, C)	630 IEC 300 UL (B, C)	90°

¹⁾ For more information on UL Use groups A - F, see page 25.








²⁾ IEC rated insulation voltage with overvoltage category III/pollution degree 2.

Conductor cross-sections up to 6 mm ² (AWG 10), feed-through connector: screw connection, male							
 Web code: #0812	Product family	Notes	Number of pos.	Pitch (mm)	Current ¹⁾ (A)	Voltage ^{1) 2)} (V)	Connection direction
	DFK-PC 5/...-ST DFK-PC 5/...-STF DFK-PC 5/...-STF-SH	Without flange (Click and Lock) With threaded flange and shield connection With threaded flange and shield feed-through	2 ... 12	7.62	41 IEC 41 UL (B, C)	1000 IEC 600 UL (B, C)	0°
Conductor cross-sections up to 6 mm ² (AWG 10), feedthrough headers: wave soldering, male							
 Web code: #0813	Product family	Notes	Number of pos.	Pitch (mm)	Current ¹⁾ (A)	Voltage ^{1) 2)} (V)	Connection direction
	DFK-PC 5/...-G DFK-PC 5/...-GF DFK-PC 5/...-GF-SH	Without flange (Click and Lock) With threaded flange and shield connection With threaded flange and shield feed-through	2 ... 12	7.62	41 IEC 41 UL (C)	1000 IEC 150 UL (C)	0°
	DFK-PC 5/...-GU	Without flange (Click and Lock)	2 ... 12	7.62	41 IEC 41 UL (C)	1000 IEC 150 UL (C)	180°
Conductor cross-sections up to 10 mm ² (AWG 8), connector: lever Push-in connection, female							
 Web code: #3262	Product family	Notes	Number of pos.	Pitch (mm)	Current ¹⁾ (A)	Voltage ^{1) 2)} (V)	Connection direction
 new	PC 6/...-ST	Without flange With center flange	2 ... 6	7.62	41 IEC ³⁾ 35 UL (B,C,F) ³⁾	1000 IEC ³⁾ 600 UL (B,C,F) ³⁾	0°
 Web code: #1677	Product family	Notes	Number of pos.	Pitch (mm)	Current ¹⁾ (A)	Voltage ^{1) 2)} (V)	Connection direction
	LPC 6/...-ST LPC 6/...-STL	Without flange With center flange	2 ... 6 (7 ... 9 on request)	7.62	41 IEC 35 UL (B, C, F)	1000 IEC 600 UL (B, C, F)	0°
Conductor cross-sections up to 10 mm ² (AWG 8), connector: insulation displacement connection, female							
 Web code: #2051	Product family	Notes	Number of pos.	Pitch (mm)	Current ¹⁾ (A)	Voltage ^{1) 2)} (V)	Connection direction
	PC 6/...-ST-BUS	16 mm ² conductor connection (H07V2-K)	2 ... 3	7.62	32 IEC 30 UL (B, C)	1000 IEC 600 UL (B, C, F)	90°/-90°

Conductor cross-sections up to 10 mm² (AWG 8), headers: THR soldering, male

 Web code: #2667	Product family	Notes	Number of pos.	Pitch (mm)	Current ¹⁾ (A)	Voltage ^{1) 2)} (V)	Connection direction
	 PC 6 /...-G-THR PC 6/...-GL-THR	Without flange	2 ... 6	7.62	41 IEC 35 UL (B, C) 35 UL (F)	630 IEC 300 UL (B, C) 600 UL (F)	0°
		With center flange					
	 PC 6 /...-GU-THR PC 6/...-GLU-THR	Without flange	2 ... 6	7.62	41 IEC 35 UL (B, C) 35 UL (F)	630 IEC 300 UL (B, C) 600 UL (F)	180°
		With center flange					
	 PCV 6 /...-G-THR PCV 6/...-GL-THR	Without flange	2 ... 6	7.62	41 IEC 35 UL (B, C) 35 UL (F)	630 IEC 300 UL (B, C) 600 UL (F)	90°
		With center flange					







Conductor cross-sections up to 10 mm² (AWG 8), headers: wave soldering, male






 Web code: #1678	Product family	Notes	Number of pos.	Pitch (mm)	Current ¹⁾ (A)	Voltage ^{1) 2)} (V)	Connection direction
	 PC 6 /...-G PC 6/...-GL	Without flange	2 ... 6 (7 ... 9 on request)	7.62	41 IEC 35 UL (B, C) 35 UL (F)	630 IEC 300 UL (B, C) 600 UL (F)	0°
		With center flange					
	 PC 6 /...-GU PC 6/...-GLU	Without flange	2 ... 6 (7 ... 9 on request)	7.62	41 IEC 35 UL (B, C) 35 UL (F)	630 IEC 300 UL (B, C) 600 UL (F)	180°
		With center flange					
	 PCV 6 /...-G PC 6/...-GL	Without flange	2 ... 6 (7 ... 9 on request)	7.62	41 IEC 35 UL (B, C) 35 UL (F)	630 IEC 300 UL (B, C) 600 UL (F)	90°
		With center flange					

¹⁾ For more information on UL Use groups A - F, see page 25.






²⁾ IEC rated insulation voltage with overvoltage category III/pollution degree 2.

³⁾ The specified values are expected upon approval.




Conductor cross-sections up to 10 mm ² (AWG 8), connector: lever Push-in connection, female							
 Web code: #1679	Product family	Notes	Number of pos.	Pitch (mm)	Current ¹⁾ (A)	Voltage ^{1) 2)} (V)	Connection direction
	LPCH 6/...-ST LPCH 6/...-STL	Without flange With center flange	3 ...5 power (+4 or +6 signal)	7.62 (3.81)	41 (8) IEC 35 (6) UL (B) 35 (6) UL (F)	1000 (160) IEC 600 (300) UL (B) 600 (160) UL (F)	0°
Conductor cross-sections up to 10 mm ² (AWG 8), headers: THR soldering, male							
 Web code: #2667	Product family	Notes	Number of pos.	Pitch (mm)	Current ¹⁾ (A)	Voltage ^{1) 2)} (V)	Connection direction
 new	PCH 6 /...-G-THR PCH 6/...-GL-THR	Without flange With center flange	3 ...5 power (+4 or +6 signal)	7.62 (3.81)	41 (8) IEC 35 (6) UL (B, C) 35 (6) UL (F)	630 (160) IEC 300 (300) UL (B, C) 600 (160) UL (F)	0°
Conductor cross-sections up to 10 mm ² (AWG 8), headers: wave soldering, male							
 Web code: #1680	Product family	Notes	Number of pos.	Pitch (mm)	Current ¹⁾ (A)	Voltage ^{1) 2)} (V)	Connection direction
	PCH 6/...-G PCH 6/...-GL	Without flange With center flange	3 ...5 power (+4 or +6 signal)	7.62 (3.81)	41 (8) IEC 35 (6) UL (B) 35 (6) UL (F)	630 (160) IEC 300 (300) UL (B) 600 (160) UL (F)	0°

 ≤35 mm ²	XL PCB connectors for conductor cross-sections up to 35 mm ²						
	Conductor cross-sections up to 16 mm ² (AWG 6), connector: screw connection with tension sleeve, female						
 Web code: #0814	Product family	Notes	Number of pos.	Pitch (mm)	Current ¹⁾ (A)	Voltage ^{1) 2)} (V)	Connection direction
	PC 16/...-ST PC 16/...-STF	Without flange With screw flange	2 ...9	10.16	76 IEC 55 UL (B, C)	1000 IEC 600 UL (B, C)	0°
	PC 16/...-STF-SH	With screw flange and shield	3 ...4	10.16	76 IEC 55 UL (B, C)	1000 IEC 600 UL (B, C)	0°
	TPC 16/...-ST TPC 16/...-STF	TWIN design Without flange With screw flange	2 ...9	10.16	76 IEC 60 UL (B, C)	1000 IEC 600 UL (B, C)	0°



Conductor cross-sections up to 16 mm² (AWG 6), inverted connector: screw connection with tension sleeve, male

 Web code: #0815	Product family	Notes	Number of pos.	Pitch (mm)	Current ¹⁾ (A)	Voltage ^{1) 2)} (V)	Connection direction
	IPC 16/...-ST IPC 16/...-STF	Without flange With screw flange	2 ... 9	10.16	76 IEC 55 UL (B, C)	1000 IEC 600 UL (B, C)	0°
	IPC 16/...-STF-SH	With screw flange and shield	3 ... 4	10.16	76 IEC 55 UL (B, C)	1000 IEC 600 UL (B, C)	0°
	IPC 16/...-STGF	With threaded flange	2 ... 9	10.16	76 IEC 55 UL (B, C)	1000 IEC 600 UL (B, C)	0°
	IPC 16/...-STGF-SH	With threaded flange and shield	4	10.16	76 IEC 55 UL (B, C)	1000 IEC 600 UL (B, C)	0°





Conductor cross-sections up to 16 mm² (AWG 6), connector: Push-in spring connection, female

 Web code: #0816	Product family	Notes	Number of pos.	Pitch (mm)	Current ¹⁾ (A)	Voltage ^{1) 2)} (V)	Connection direction
	SPC 16/...-ST SPC 16/...-STF	Without flange With screw flange	2 ... 9	10.16	76 IEC 66 UL (B, C)	1000 IEC 600 UL (B, C)	0°
	SPC 16/...-STF-SH	With screw flange and shield	4	10.16	76 IEC 66 UL (B, C)	1000 IEC 600 UL (B, C)	0°

Conductor cross-sections up to 16 mm² (AWG 6), inverted connector: Push-in spring connection, male











 Web code: #0817	Product family	Notes	Number of pos.	Pitch (mm)	Current ¹⁾ (A)	Voltage ^{1) 2)} (V)	Connection direction
	ISPC 16/...-ST ISPC 16/...-STF ISPC 16/...-STGF	Without flange With screw flange With threaded flange	2 ... 9	10.16	76 IEC 66 UL (B, C)	1000 IEC 600 UL (B, C)	0°













Conductor cross-sections up to 16 mm² (AWG 6), headers: wave soldering, male

 Web code: #0818	Product family	Notes	Number of pos.	Pitch (mm)	Current ¹⁾ (A)	Voltage ^{1) 2)} (V)	Connection direction
	PC 6-16/...-G1 PC 6-16/...-G1F	Without flange With threaded flange	2 ... 9	10.16	76 IEC 66 UL (B, C)	1000 IEC 300 UL (B, C)	0°
	PC 6-16/...-G1U PC 6-16/...-G1FU	Without flange With threaded flange	2 ... 9	10.16	76 IEC 66 UL (B, C)	1000 IEC 300 UL (B, C)	180°
	PCV 6-16/...-G1 PCV 6-16/...-G1F	Without flange With threaded flange	2 ... 9	10.16	76 IEC 66 UL (B, C)	1000 IEC 300 UL (B, C)	90°

¹⁾ For more information on UL Use groups A - F, see page 25.

²⁾ IEC rated insulation voltage with overvoltage category III/pollution degree 2.


Conductor cross-sections up to 16 mm ² (AWG 6), inverted headers: wave soldering, female							
 Web code: #0819	Product family	Notes	Number of pos.	Pitch (mm)	Current ¹⁾ (A)	Voltage ^{1) 2)} (V)	Connection direction
	IPC 16/...-G IPC 16/...-GF	Without flange With threaded flange	2 ... 9	10.16	76 IEC 66 UL (B, C)	1000 IEC 300 UL (B, C)	0°
	IPC 16/...-GU IPC 16/...-GFU	Without flange With threaded flange	2 ... 9	10.16	76 IEC 66 UL (B, C)	1000 IEC 300 UL (B, C)	180°
	IPCV 16/...-G IPCV 16/...-GF	Without flange With threaded flange	2 ... 9	10.16	76 IEC 66 UL (B, C)	1000 IEC 300 UL (B, C)	90°
Conductor cross-sections up to 16 mm ² (AWG 6), feed-through connector: screw connection, male							
 Web code: #0820	Product family	Notes	Number of pos.	Pitch (mm)	Current ¹⁾ (A)	Voltage ^{1) 2)} (V)	Connection direction
	DFK-PC 16/...-ST DFK-PC 16/...-STF DFK-PC 16/...-STF-SH	Without flange With threaded flange and shield connection With threaded flange and shield feed-through	2 ... 9	10.16	76 IEC 55 UL (B, C)	1000 IEC 600 UL (B, C)	0°
Conductor cross-sections up to 16 mm ² (AWG 6), feed-through connector: screw connection, female							
 Web code: #0821	Product family	Notes	Number of pos.	Pitch (mm)	Current ¹⁾ (A)	Voltage ^{1) 2)} (V)	Connection direction
	DFK-IPC 16/...-ST DFK-IPC 16/...-STF DFK-IPC 16/...-STF-SH	Without flange With threaded flange and shield connection With threaded flange and shield feed-through	2 ... 9	10.16	76 IEC 55 UL (B, C)	1000 IEC 600 UL (B, C)	0°
Conductor cross-sections up to 16 mm ² (AWG 6), feedthrough headers: wave soldering, male							
 Web code: #0822	Product family	Notes	Number of pos.	Pitch (mm)	Current ¹⁾ (A)	Voltage ^{1) 2)} (V)	Connection direction
	DFK-PC 6-16/...-G DFK-PC 6-16/...-GF DFK-PC 6-16/...-GF-SH	Without flange With threaded flange and shield connection With threaded flange and shield feed-through	2 ... 9	10.16	76 IEC 66 UL (B, C)	1000 IEC 300 UL (B, C)	0°

Conductor cross-sections up to 16 mm ² (AWG 6), inverted feedthrough headers: wave soldering, female							
 Web code: #0823	Product family	Notes	Number of pos.	Pitch (mm)	Current ¹⁾ (A)	Voltage ^{1) 2)} (V)	Connection direction
	DFK-IPC 16/...-G DFK-IPC 16/...-GF DFK-IPC 16/...-GF-SH	Without flange With threaded flange and shield connection With threaded flange and shield feed-through	2 ... 9	10.16	76 IEC 66 UL (B, C)	1000 IEC 300 UL (B, C)	0°
	DFK-IPC 16/...-GU	Without flange	2 ... 9	10.16	76 IEC 66 UL (B, C)	1000 IEC 300 UL (B, C)	180°
	DFK-IPCV 16/...-G	Without flange	2 ... 9	10.16	76 IEC 66 UL (B, C)	1000 IEC 300 UL (B, C)	90°
Conductor cross-sections up to 16 mm ² (AWG 6), direct plug-in block: screw connection with tension sleeve, female							
 Web code: #0824	Product family	Notes	Number of pos.	Pitch (mm)	Current ¹⁾ (A)	Voltage ^{1) 2)} (V)	Connection direction
	PCU 6/...-STD	Plug-in block for direct fastening	2 ... 9	10.16	41 IEC 50 UL (B, C)	1000 IEC 600 UL (B, C)	0°
Conductor cross-sections up to 16 mm ² (AWG 6), connector: screw connection, female							
 Web code: #3263	Product family	Notes	Number of pos.	Pitch (mm)	Current ¹⁾ (A)	Voltage ^{1) 2)} (V)	Connection direction
	PC 16 HC/...-ST	Without flange With center flange	2 ... 6	10.16	76 IEC ³⁾ 76 UL (B,C,F) ³⁾	1000 IEC ³⁾ 600 UL (B,C,F) ³⁾	0°
Conductor cross-sections up to 16 mm ² (AWG 6), connector: lever Push-in connection, female							
 Web code: #2665	Product family	Notes	Number of pos.	Pitch (mm)	Current ¹⁾ (A)	Voltage ^{1) 2)} (V)	Connection direction
	LPC 16 HC/...-ST LPC 16 HC/...-STL	Without flange With center flange	1 ... 6	10.16	76 IEC ³⁾ 66 UL (B,C, F) ³⁾	1000 IEC ³⁾ 600 UL (B,C) ³⁾ 1000 UL (F) ³⁾	0°
Conductor cross-sections up to 16 mm ² (AWG 6), header: wave soldering, male							
 Web code: #2668	Product family	Notes	Number of pos.	Pitch (mm)	Current ¹⁾ (A)	Voltage ^{1) 2)} (V)	Connection direction
	PC 16 HC/...-G PC 16 HC/...-GL	Without flange With center flange	1 ... 6	10.16	76 IEC ³⁾ 66 UL (B, C, F) ³⁾	1000 IEC ³⁾ 600 UL (B,C) ³⁾ 1000 UL (F) ³⁾	0°

¹⁾ For more information on UL Use groups A - F, see page 25.

²⁾ IEC rated insulation voltage with overvoltage category III/pollution degree 2.

³⁾ The specified values are expected upon approval.

Conductor cross-sections up to 35 mm ² (AWG 2), connector: screw connection with tension sleeve, female							
 Web code: #0825	Product family	Notes	Number of pos.	Pitch (mm)	Current ¹⁾ (A)	Voltage ^{1) 2)} (V)	Connection direction
	PC 35 HC/...-STF	With screw flange	2 ... 6	15	125 IEC 115 UL (B, C)	1000 IEC 600 UL (B, C)	0°
	PC 35 HC/...-STF-SH	With screw flange and shield	4	15	125 IEC 115 UL (B, C)	1000 IEC 600 UL (B, C)	0°
Conductor cross-sections up to 35 mm ² (AWG 2), inverted connector: screw connection, male							
 Web code: #0826	Product family	Notes	Number of pos.	Pitch (mm)	Current ¹⁾ (A)	Voltage ^{1) 2)} (V)	Connection direction
	IPC 35 HC/...-STF IPC 35 HC/...-STGF	With screw flange With threaded flange	2 ... 6	15	125 IEC 115 UL (B, C)	1000 IEC 600 UL (B, C)	0°
	IPC 35 HC/...-STF-SH IPC 35 HC/...-STGF-SH	With screw flange and shield With threaded flange and shield	4	15	125 IEC 115 UL (B, C)	1000 IEC 600 UL (B, C)	0°
Conductor cross-sections up to 35 mm ² (AWG 2), headers: wave soldering, male							
 Web code: #0827	Product family	Notes	Number of pos.	Pitch (mm)	Current ¹⁾ (A)	Voltage ^{1) 2)} (V)	Connection direction
	PC 35 HC/...-GF	With screw flange	2 ... 6	15	125 IEC 115 UL (B, C)	1000 IEC 600 UL (B, C)	0°
	PC 35 HC/...-GF-SH	With screw flange With shield connection	4	15	125 IEC 115 UL (B, C)	1000 IEC 600 UL (B, C)	0°
	PCV 35 HC/...-GF	With screw flange	2 ... 6	15	125 IEC 115 UL (B, C)	1000 IEC 600 UL (B, C)	90°
Conductor cross-sections up to 35 mm ² (AWG 2), inverted headers: wave soldering, female							
 Web code: #0828	Product family	Notes	Number of pos.	Pitch (mm)	Current ¹⁾ (A)	Voltage ^{1) 2)} (V)	Connection direction
	IPC 35 HC/...-GF	With screw flange	2 ... 6	15	125 IEC 115 UL (B, C)	1000 IEC 600 UL (B, C)	0°
	DFK-IPC 35 HC/...-GF	With screw flange With shield connection	2 ... 6	15	125 IEC 115 UL (B, C)	1000 IEC 600 UL (B, C)	0°
	IPCV 35 HC/...-GF	With screw flange	2 ... 6	15	125 IEC 115 UL (B, C)	1000 IEC 600 UL (B, C)	90°
	DFK-IPCV 35 HC/...-GF	With screw flange With shield connection	2 ... 6	15	125 IEC 115 UL (B, C)	1000 IEC 600 UL (B, C)	90°






¹⁾ For more information on UL Use groups A - F, see page 25.

²⁾ IEC rated insulation voltage with overvoltage category III/pollution degree 2.



High-current feed-through terminal blocks 4 to 95 mm²

High-current feed-through terminal blocks for conductor cross-sections up to 4 mm²

Conductor cross-sections up to 4 mm² (AWG 10), screw connection with tension sleeve





 Web code: #0829	Product name	Connection inside	Notes	Number of pos.	Current ¹⁾ (A)	Voltage ^{1) 2)} (V)	Connection direction
	VDFK 4	Solder connection	Fastening with knurled nut or locking wedge	1-pos. alignable	32 IEC 30 UL (C)	1000 IEC 150 UL (C)	0°
	DFK 4	Spade connection	Automatic latching in panel cutout	1-pos. alignable	17.5 IEC 15 UL (B)	1000 IEC 300 UL (B)	90°
	UW 4 UW 4-POT-SCM UW 4-POT-SL	Screw, solder, and spade connection	POT versions suitable for molding	1-pos. alignable	32 IEC 30 UL (B, C)	630 IEC 300 UL (B, C)	0°
	UWV 4	Screw connection	-	1-pos. alignable	32 IEC 30 UL (B, C)	630 IEC 300 UL (B, C)	-90°

Conductor cross-sections up to 4 mm² (AWG 10), Push-in spring connection

 Web code: #0830	Product name	Connection inside	Notes	Number of pos.	Current ¹⁾ (A)	Voltage ^{1) 2)} (V)	Connection direction
	PW(O) 4-POT-SCM PW(O) 4-POT-SL	Spade and solder connection	POT versions suitable for molding, available with and without push button	1-pos. alignable	32 IEC 30 UL (B, C)	1000 IEC 300 UL (B, C)	45°




High-current feed-through terminal blocks for conductor cross-sections up to 10 mm²

Conductor cross-sections up to 10 mm² (AWG 8), screw connection with tension sleeve



 Web code: #1230	Product name	Connection inside	Notes	Number of pos.	Current ¹⁾ (A)	Voltage ^{1) 2)} (V)	Connection direction
	VDFK 6	Solder connection	Fastening with knurled nut or locking wedge	1-pos. alignable	57 IEC 50 UL (C)	500 IEC 150 UL (C)	0°
	UW 10 UW 10-POT	Screw and solder connection	POT versions suitable for molding	1-pos. alignable	57 IEC 65 UL (B, C)	630 IEC 300 UL (B, C)	0°
	UWV 10 UWV 10-POT	Screw and solder connection	POT versions suitable for molding	1-pos. alignable	57 IEC 65 UL (B, C)	630 IEC 300 UL (B, C)	-90°

High-current feed-through terminal blocks for conductor cross-sections up to 16 mm²



Conductor cross-sections up to 16 mm² (AWG 6), screw connection with tension sleeve

 Web code: #0833	Product name	Connection inside	Notes	Number of pos.	Current ¹⁾ (A)	Voltage ^{1) 2)} (V)	Connection direction
	UW 16 UW 16-POT	Screw and bolt connection	POT versions suitable for molding	1-pos. alignable	76 IEC 85 UL (B, C)	1000 IEC 600 UL (B, C)	0°
	UWV 16 UWV 16-POT	Screw and bolt connection	POT versions suitable for molding	1-pos. alignable	76 IEC 85 UL (B, C)	1000 IEC 600 UL (B, C)	-90°

Conductor cross-sections up to 16 mm² (AWG 6), Push-in spring connection




 Web code: #0834	Product name	Connection inside	Notes	Number of pos.	Current ¹⁾ (A)	Voltage ^{1) 2)} (V)	Connection direction
	PWO 16-UW PWO 16-POT	Screw and bolt connection	POT versions suitable for molding	1-pos. alignable	76 IEC 76 UL (B, C)	1000 IEC 600 UL (B, C)	45°

Conductor cross-sections up to 16 mm² (AWG 6), Push-Lock spring connection

 Web code: #0835	Product name	Connection inside	Notes	Number of pos.	Current ¹⁾ (A)	Voltage ^{1) 2)} (V)	Connection direction
	PLW 16-6	Push-in connection	Fastening with wedge	3 ... 5	41 IEC 40 UL (B, C)	1000 IEC 600 UL (B, C)	0°




High-current feed-through terminal blocks for conductor cross-sections up to 35 mm²

Conductor cross-sections up to 35 mm² (AWG 2), screw connection with tension sleeve



 Web code: #0837	Product name	Connection inside	Notes	Number of pos.	Current ¹⁾ (A)	Voltage ^{1) 2)} (V)	Connection direction
	UW 25 UW 25-POT	Screw and bolt connection	POT versions suitable for molding	1-pos. alignable	101 IEC 112,5 UL (B, C)	1000 IEC 600 UL (B, C)	0°
	UWV 25 UWV 25-POT	Screw and bolt connection	POT versions suitable for molding	1-pos. alignable	101 IEC 112,5 UL (B, C)	1000 IEC 600 UL (B, C)	-90°

High-current feed-through terminal blocks for conductor cross-sections up to 50 mm²

Conductor cross-sections up to 50 mm² (AWG 1/0), screw connection with tension sleeve




 Web code: #0840	Product name	Connection inside	Notes	Number of pos.	Current ¹⁾ (A)	Voltage ^{1) 2)} (V)	Connection direction
	UW 50/S UW 50-POT/S	Screw and bolt connection	POT versions suitable for molding	1-pos. alignable	150 IEC 150 UL (B, C)	1000 IEC 600 UL (B, C)	0°
	UWV 50/S UWV 50-POT/S	Screw and bolt connection	POT versions suitable for molding	1-pos. alignable	150 IEC 150 UL (B, C)	1000 IEC 600 UL (B, C)	-90°

Conductor cross-sections up to 50 mm² (AWG 1/0), T-LOX knee-lever connection



 Web code: #0841	Product name	Connection inside	Notes	Number of pos.	Current ¹⁾ (A)	Voltage ^{1) 2)} (V)	Connection direction
	TW 50	Bolt connection		1...6	150 IEC 150 UL (B,C)	1000 IEC 600 UL (B, C)	0°

High-current feed-through terminal blocks for conductor cross-sections up to 95 mm²

Conductor cross-sections up to 95 mm² (AWG 3/0), screw connection with tension sleeve

 Web code: #0842	Product name	Connection inside	Notes	Number of pos.	Current ¹⁾ (A)	Voltage ^{1) 2)} (V)	Connection direction
	UW 95/S UW 95-F/S UW 95-POT/S UW 95-F-POT/S	Screw and bolt connection	Without flange With flange Molded version without flange Molded version with flange	1-pos. alignable	232 IEC 200 UL (B,C)	1000 IEC 600 UL (B, C)	0°
	UWV 95/S UWV 95-F/S	Screw connection	Without flange With screw flange	1-pos. alignable	232 IEC 200 UL (B,C)	1000 IEC 600 UL (B, C)	-90°

Conductor cross-sections up to 95 mm² (AWG 3/0), T-LOX knee-lever connection


 Web code: #0843	Product name	Connection inside	Notes	Number of pos.	Current ¹⁾ (A)	Voltage ^{1) 2)} (V)	Connection direction
	TW 95	Bolt connection		1...6	232 IEC 230 UL (B, C)	1000 IEC 600 UL (B, C)	0°

¹⁾ For more information on UL Use groups A - F, see page 25.

²⁾ IEC rated insulation voltage with overvoltage category III/pollution degree 2.

FINEPITCH series board-to-board connectors

In addition to the comprehensive COMBICON portfolio, the FINEPITCH series offers numerous connectors for connecting two PCBs in a device. Here you will find various product types with a highly robust design, shielding, and pitch ranging from 0.635 mm to 2.54 mm.



Main features

- High contact density from 6- to 100-pos.
- Stack heights from 6 to 21 mm
- Data transmission up to 52 Gbps

Connectivity for all dimensions

FS 0,635 series: Unshielded high-speed board-to-board connectors with 0.635 mm pitch

The space-saving FS 0,635 series board-to-board connectors enable mezzanine PCB arrangements with high-speed data transmission rates up to 30 Gbps. Various numbers of positions and stack heights enable

a high degree of freedom when it comes to the device design.

i Web code: #2879



FP 0,8 series: Shielded board-to-board connectors with 0.8 mm pitch

With its extremely robust ScaleX technology, the shielded FP 0,8 series is the ideal solution for industrial-grade PCB connections. The horizontal and vertical versions enable highly flexible device design. FP 0.8 is suitable for high-position signal transmission and achieves data transmission

rates of up to 52 Gbps. The shielding protects against interference from and to the outside.

i Web code: #2050



FP 0,8 series: Unshielded board-to-board connectors with 0.8 mm pitch

The unshielded FP 0,8 series with ScaleX technology is extremely robust and suitable for a variety of PCB connections. High tolerance compensation enables a great deal of freedom when it comes to the device design. The solder contacts offer the option of automated optical inspection (AOI)

following the SMT process. High-position signal and data transmission is ensured.

i Web code: #2330




FR 1,27 series: Unshielded board-to-board connectors with 1.27 mm pitch

The board-to-board connectors of the FR 1,27 series enable robust connections in the usual market standard. The FR 1,27 product family features data transmission speeds of up to 28 Gbps. Design your PCB orientation flexibly. Implement mezzanine and coplanar

connections, mother-daughter cards, and connections with flat-ribbon cable.

i Web code: #1520




FQ series: Universal pin and base strips with 1.27 or 2.54 mm pitch

Designed for universal use, the FQ series with 1.27 mm and 2.54 mm pitch form the basis for compact PCB connections inside the device. They are characterized by their application-oriented and cost-optimized design. Pin and base

strips enable mezzanine, coplanar, and mother-daughter connections.


i Web code: #2658 **i** Web code: #2659



CONNEXIS series PCB connectors

The new PCB connectors for cable assemblies simplify and accelerate automated production processes. Different pitches, designs, and contact surfaces allow for various applications in robotics, elevator technology, and battery management.

 Web code: #3229



Your advantages

- ✓ Quick and safe assembly
- ✓ Error-free connection
- ✓ Easy and time-saving production
- ✓ Design-in support
- ✓ Wide range of possible applications
- ✓ Modern material selection


Wire-to-board connectors for cable assemblies

DD21

The DD21 family with various designs and versions, such as flying leads and panel feed-throughs, enables a wide range of applications. Available as a double-row version with 6 to 20 positions.

Main features

- Cross sections from AWG 28 ... 18
- Currents up to 5 A
- Voltages up to 125 V
- 2.50 mm pitch
- Crimp connection



D31

The D31 family with various designs and versions, such as flying leads and panel feed-throughs, enables a wide range of applications. Available as a single row version with 2 to 10 positions.

Main features

- Cross sections from AWG 28 ... 14
- Currents up to 8 A
- Voltages up to 160 V
- 3.81 mm pitch
- Crimp connection



DD31

The DD31 family with various designs and versions, such as flying leads and panel feed-throughs, enables a wide range of applications. Available as a double-row version with 4 to 20 positions.

Main features

- Cross sections from AWG 28 ... 14
- Currents up to 8 A
- Voltages up to 160 V
- 3.81 mm pitch
- Crimp connection



D32

The D32 family with various designs and versions, such as flying leads and panel feed-throughs, enables a wide range of applications. Available as a single row version with 2 to 10 positions.

Main features

- Cross sections from AWG 28 ... 14
- Currents up to 8 A
- Voltages up to 250 V
- 5.08 mm pitch
- Crimp connection




DD32

The DD32 family with various designs and versions, such as flying leads and panel feed-throughs, enables a wide range of applications. Available as a double-row version with 4 to 20 positions.

Main features

- Cross sections from AWG 28 ... 14
- Currents up to 8 A
- Voltages up to 250 V
- 5.08 mm pitch
- Crimp connection



Excellent services

Throughout your development process, Phoenix Contact will provide excellent services that make the difference. Discover how modern configurators, comprehensive technical data, and free product samples can make your daily work easier. As your partner, we will support you in the design-in process all the way to the development of customized connection and housing solutions.

The easy way to more choice

Choose online from 60,000 products and find the right solution quickly:

- Intuitive filter and search functions
- Comprehensive technical data and downloads such as drawings and 3D models
- Personal on-site consultation

The easy way to more individuality

Customize your products with colors, printing, and special designs:

- Customer-specific versions
- Customized new products
- Intuitive online configurators





Simple selection using filters and technical data



There is a separate detail page for every product



A data sheet is available to download for every item



With our global network, Phoenix Contact is always nearby



Device connection technology can be comprehensively configured



Housing parts and connection technology are easy to configure



Cable and assembly systems can be matched easily



Phoenix Contact supports you from the initial idea right through to series production

Further information on Phoenix Contact services: Simply enter the web code in the search field on our website.

 Web code: #2594

Excellent services

Phoenix Contact supports device designers with excellent services, even beyond the design-in process. Benefit from flexible procurement and global availability of our items.

As your expert partner, our experts will keep you up to date on the latest technologies and trends.

The easy way to more flexibility

Use our different procurement channels and benefit from worldwide availability:

- All products can easily be ordered online
- Free online sample service
- Globally reliable logistics through direct shipping or distribution

The easy way to more expertise

Always stay up to date on technologies and trends with us as your reliable partner:

- Technology, industry, and design-in experts at your side
- We will provide you with custom training programs – either on site or digitally
- Free webinars, seminars, and video tutorials





Our online sample service is available in a large number of countries



Find the product you want quickly with intuitive filters



Product samples are available with free shipping



Reliable logistics worldwide



Keep up to date on new products, trends, and technologies



We will provide you with custom training programs – either on site or digitally





The latest information via the Phoenix Contact apps and YouTube channel



Remain reliably updated with the Phoenix Contact newsletter

Further information on Phoenix Contact services: Simply enter the web code in the search field on our website.

 Web code: #2594



Open communication with customers and partners worldwide

Phoenix Contact is a global market leader based in Germany. We are known for producing future-oriented products and solutions for the electrification, networking, and automation of all sectors of the economy and infrastructure. With a global network reaching across more than 100 countries with over 22,000 employees, we maintain close relationships with our customers, something we believe is essential for our common success.

Our wide range of innovative products makes it easy for our customers to implement the latest technology in a variety of applications and industries. This especially applies to the target markets of energy, infrastructure, industry, and mobility.

You can find your local partner at

phoenixcontact.com