


Power Inductors

Model HM72L-1040 series

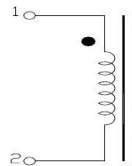


Features:

- Operating Temperature Range -55°C to $+125^{\circ}\text{C}$
- Ambient Temperature, Maximum $+85^{\circ}\text{C}$
- Temperature Rise, 40°C
- RoHS Compliant

 All parts are Pb-free and comply with EU Directive 2011/65/EU (RoHS2)

Schematic



Specifications @ 25°C

Part Number	Inductance ($\mu\text{H} \pm 20\%$ @0A)	DCR (m Ω) Typ	DCR (m Ω) Max	I _{rms} (A)	I _{sat} (A)	Part Number	Inductance ($\mu\text{H} \pm 20\%$ @0A)	DCR (m Ω) Typ.	DCR (m Ω) Max	I _{rms} (A)	I _{sat} (A)
HM72L-1040R19LFTR	0.19	0.50	0.70	44.0	44.0	HM72L-1040R78LFTR	0.78	1.60	1.80	25.0	25.0
HM72L-1040R22LFTR	0.22	0.60	0.80	38.0	42.0	HM72L-1040R82LFTR	0.82	2.20	2.50	21.0	21.0
HM72L-1040R24LFTR	0.24	0.70	0.80	38.0	38.0	HM72L-10401R0LFTR	1.00	2.20	2.50	21.0	21.0
HM72L-1040R36LFTR	0.36	0.85	0.95	35.0	35.0	HM72L-10401R8LFTR	1.80	4.5	5.0	15.0	15.0
M72L-1040R41LFTR	0.41	1.04	1.15	33.0	32.0	HM72L-10402R0LFTR	2.00	5.2	5.8	14.0	14.0
HM72L-1040R47LFTR	0.47	1.20	1.40	32.0	32.0	HM72L-10402R2LFTR	2.2	5.50	6.30	14.0	16.0
HM72L-1040R56LFTR	0.56	1.30	1.50	30.0	30.0	HM72L-10402R5LFTR	2.5	8.20	9.00	12.0	12.0
HM72L-1040R68LFTR	0.68	1.60	1.80	25.0	30.0	HM72L-10403R3LFTR	3.30	8.2	9.0	12.0	11.0

- Notes: (1) I_{sat} is the saturation current at which inductance rolls off approximately 30% from its initial (zero DC)
 (2) I_{rms} is the approximate current at which $\Delta T = 40^{\circ}\text{C}$
 (3) Operating Temperature Range -55°C to $+125^{\circ}\text{C}$

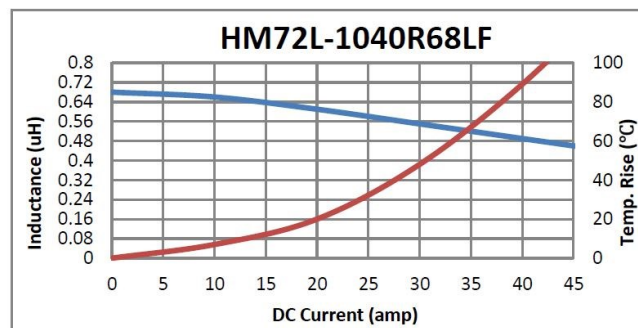
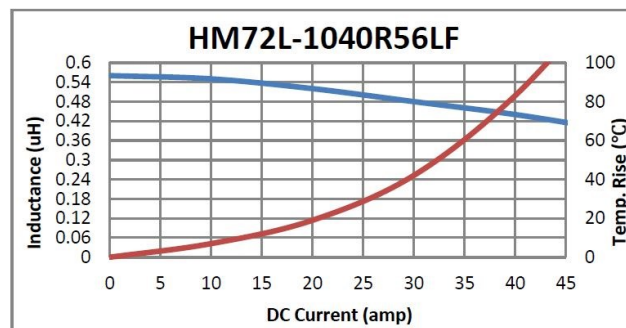
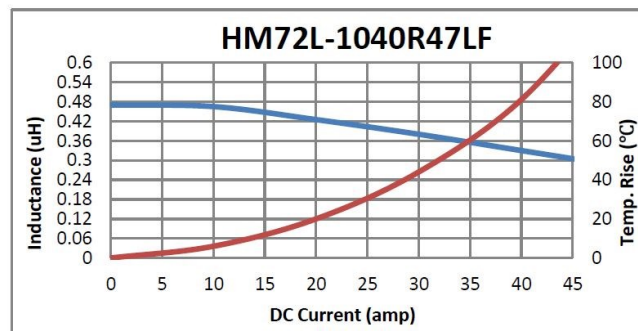
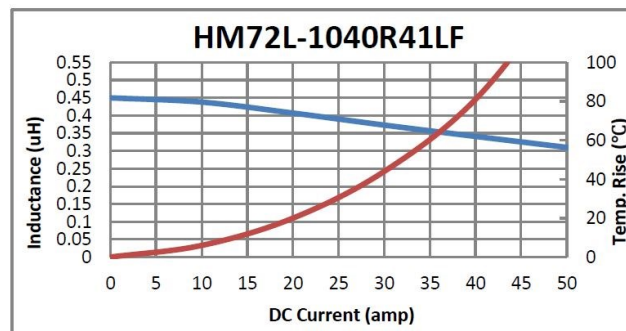
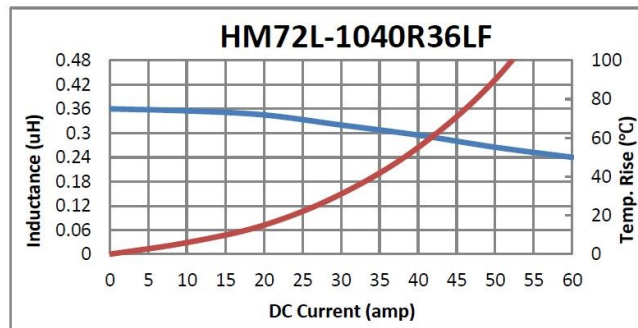
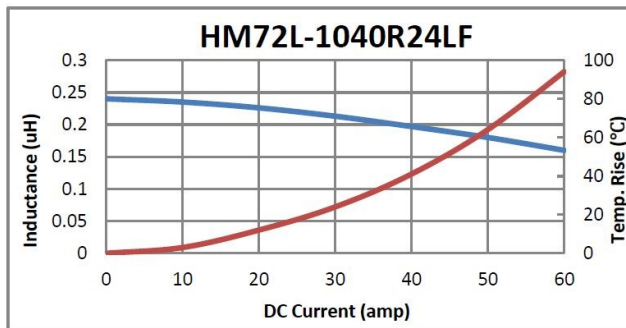
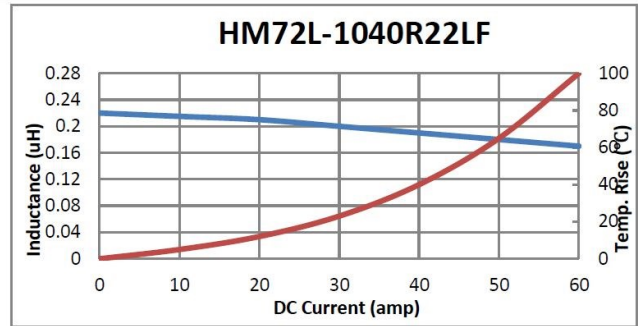
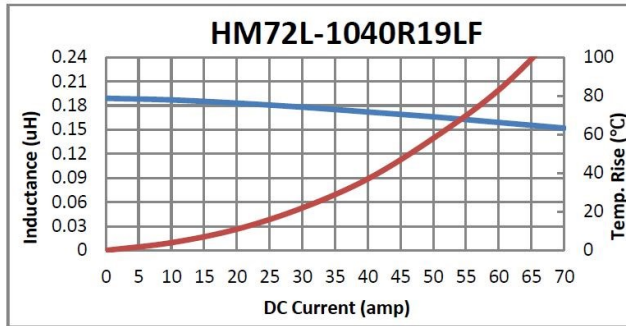
General Note

TT Electronics reserves the right to make changes in product specification without notice or liability. All information is subject to TT Electronics' own data and is considered accurate at time of going to print.

TT Electronics | BI Technologies

A-1445, Jalan Tanjung Api
 25050 Kuantan Pahang Darul Makmur, Malaysia | Ph: +60 9 565 8888
www.ttelectronicsmagnetics.com/customer-service-enquiry

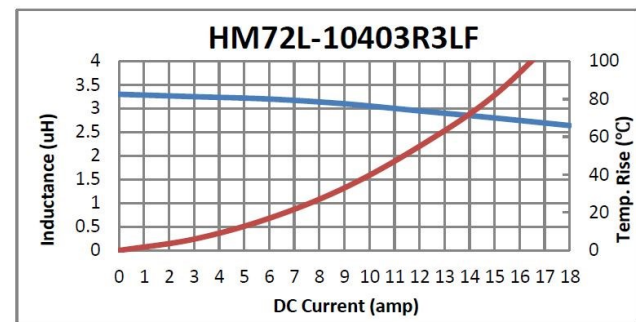
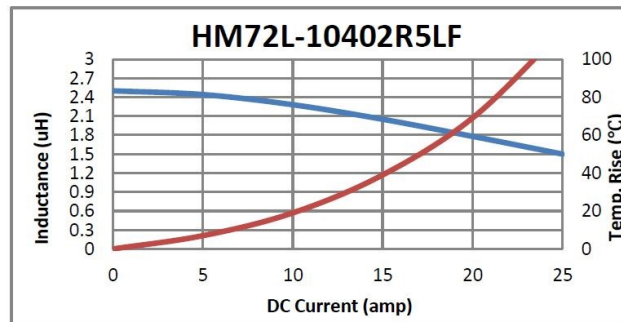
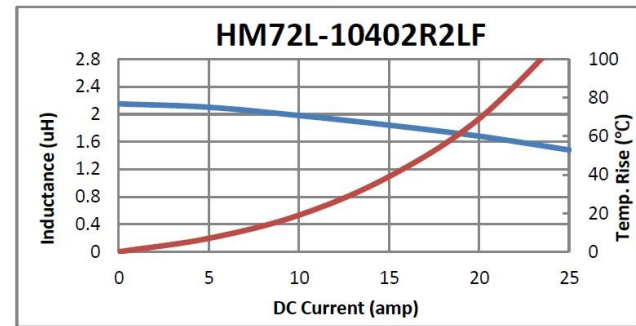
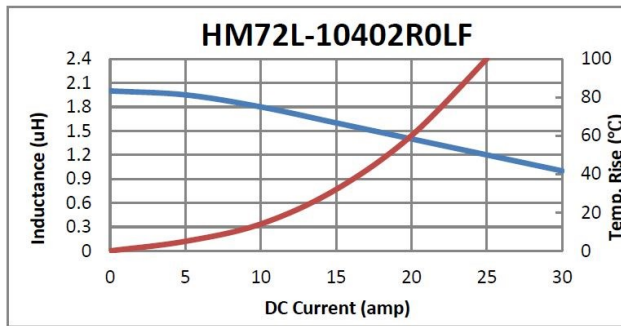
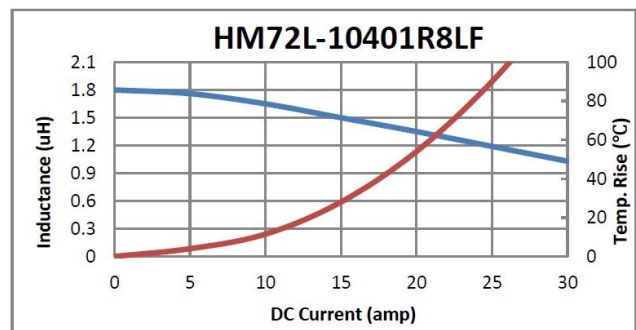
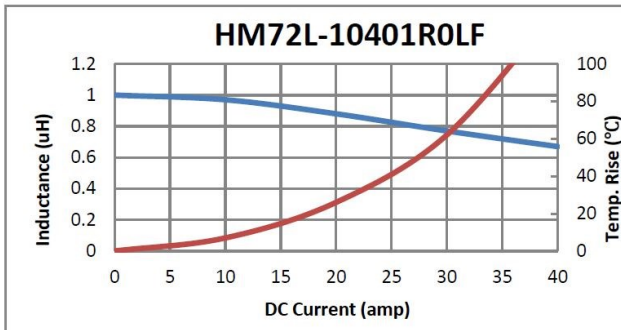
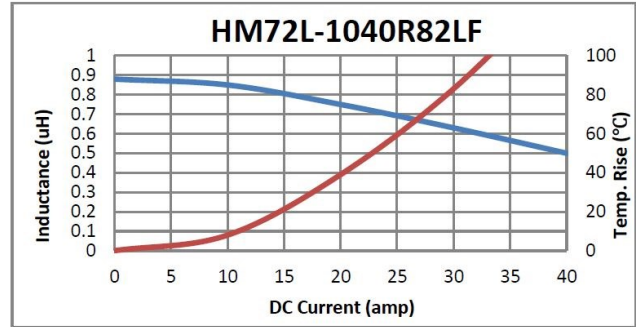
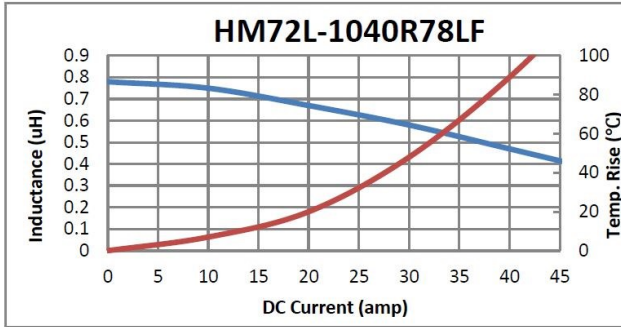
Electrical Specifications @ 25



General Note
 TT Electronics reserves the right to make changes in product specification without notice or liability. All information is subject to TT Electronics' own data and is considered accurate at time of going to print.

TT Electronics | BI Technologies
 A-1445, Jalan Tanjung Api
 25050 Kuantan Pahang Darul Makmur, Malaysia | Ph: +60 9 565 8888
www.ttelectronicsmagnetics.com/customer-service-enquiry

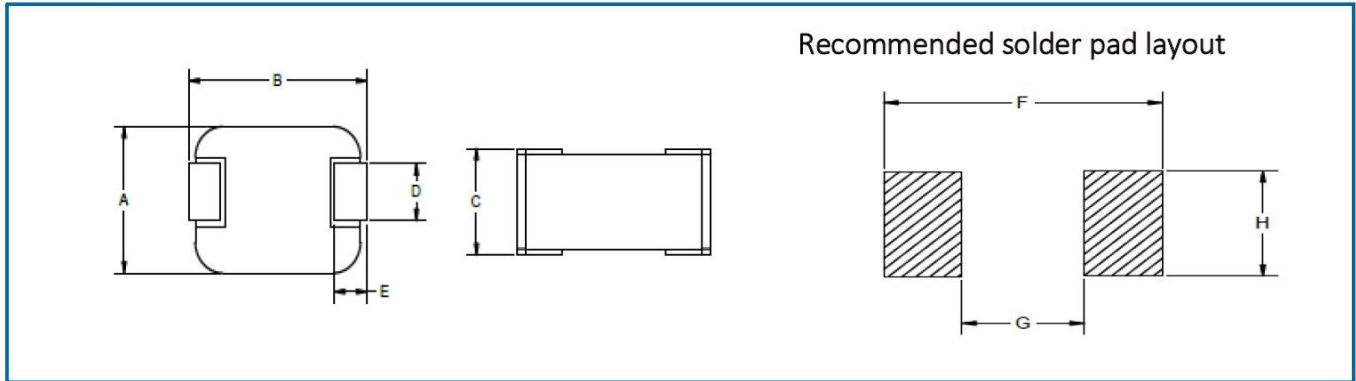
Electrical Characteristics @ 25°C



General Note
 TT Electronics reserves the right to make changes in product specification without notice or liability. All information is subject to TT Electronics' own data and is considered accurate at time of going to print.

TT Electronics | BI Technologies
 A-1445, Jalan Tanjung Api
 25050 Kuantan Pahang Darul Makmur, Malaysia | Ph: +60 9 565 8888
www.ttelectronicsmagnetics.com/customer-service-enquiry

Outline dimensions (mm)



CASE SIZE	A(mm)	B(mm)	C(mm)	D(mm)	E(mm)	F(mm)	G(mm)	H(mm)
1040 series	10.0 ± 0.3	11.5	4	2.8 ± 0.5	2.0 ± 0.5	13	6	4

Packaging

Standard:	Embossed Tape and Reel		
	Diameter:	All case size	= 13" (330mm)
	Reel:	Case size 1040	= 800 units

Ordering information

HM72L – XXXX XXX LF TR

