

Gate Drive Transformer

HA42A series



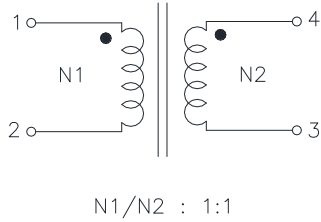
Features:

- Operating Temperature Range -40°C to +125°C
- Ambient Temperature, Max +85°C
- Temperature Rise, 40°C
- AECQ-200 Certified
- RoHS Compliant



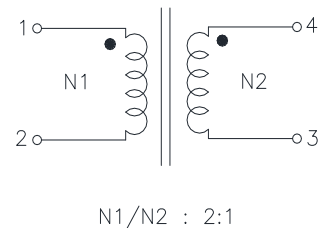
All parts are Pb-free and comply with EU RoHS Directive 2011/65/EU with amendment (EU) 2015/863 (RoHS 3)

Schematic



Schematic 1

HA42A-20XXXLFTR



Schematic 2

HA42A-20XXXALFTR

Specifications @ 25°C

Part Number	Primary Inductance (μH ±40%)	Leakage Inductance (μH Max) (1-2)	Primary DCR (mΩ)		Secondary DCR (mΩ)		Pri-Sec Isolation @ 2 seconds
			Typ	Max	Typ	Max	
HA42A-20001LFTR	433	0.16	150	180	150	180	500 Vdc
HA42A-20002LFTR	1000	0.22	250	310	250	310	500 Vdc
HA42A-20003LFTR	1333	0.24	270	320	270	320	500 Vdc
HA42A-20004LFTR	1667	0.25	310	350	310	350	500 Vdc
HA42A-20005ALFTR	433	0.65	150	180	78	90	500 Vdc
HA42A-20006ALFTR	1000	0.70	250	310	130	170	500 Vdc
HA42A-20007ALFTR	1333	0.80	270	320	130	180	500 Vdc
HA42A-20008ALFTR	1667	0.85	310	350	150	180	500 Vdc

General Note

TT Electronics reserves the right to make changes in product specification without notice or liability. All information is subject to TT Electronics' own data and is considered accurate at time of going to print.

TT Electronics | BI Technologies
A-1445, Jalan Tanjung Api, 25050 Kuantan, Pahang Darul Makmur, Malaysia

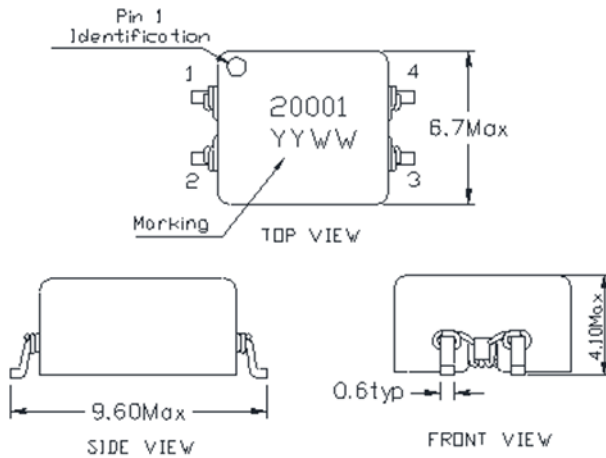
Ph: +60 9 565 8888

<https://www.ttelectronics.com/contacts/contact-finder/>

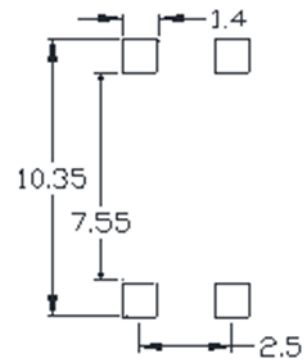
Notes:

- 1) Inductance is measured @ 100kHz , 1.0Vrms
- 2) Inductance leakage is measured with pin 4&3 shorted
- 3) DCR measured @25°C

Outline dimensions (mm)



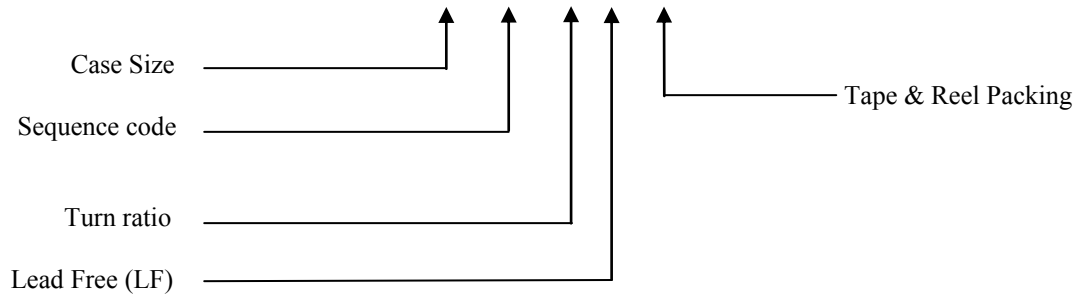
Mechanical outline



Recommended PCB layout

Packaging

HA42A – 20 XXX A LF TR



One reel	500pcs
One shipping carton	6 reels or 3000 pcs