



# POLYMER CAPACITORS

## HIGH-CAPACITANCE, LOW-ESR CAPACITORS

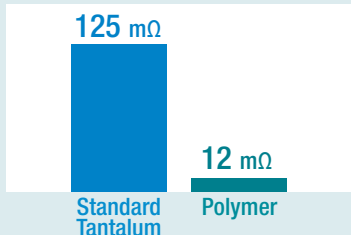
# IN A NUTSHELL



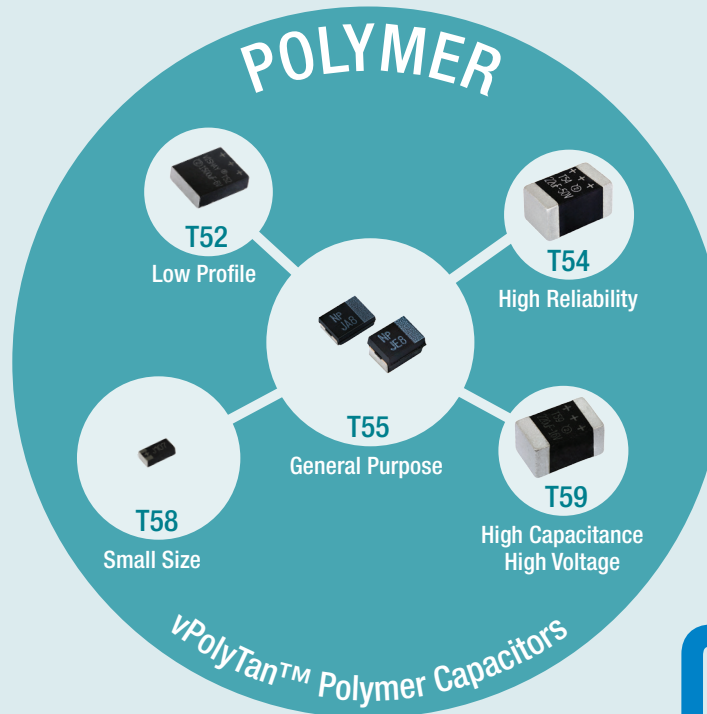
### DERATING

	Specified Derating	Example	
		Rated Voltage	Design Voltage
Standard Tantalum	50 %	10 V	5 V
Polymer	20 %	6.3 V	5 V

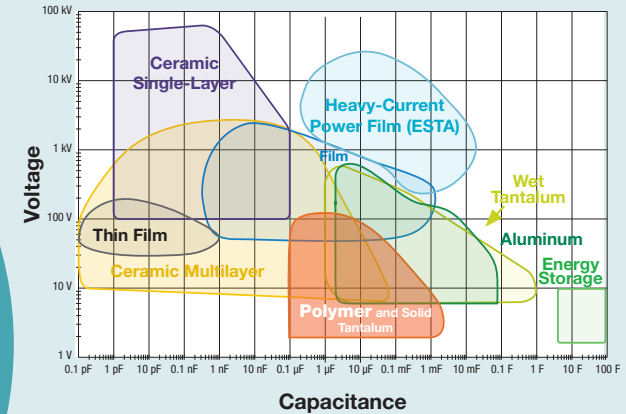
### Ultra-Low ESR (10x improvement)



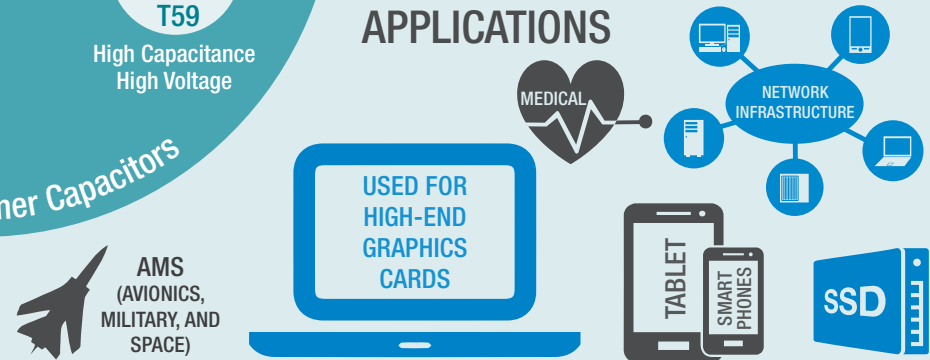
330 μF, 6.3 V, D CASE SIZE



### VISHAY CAP MAP

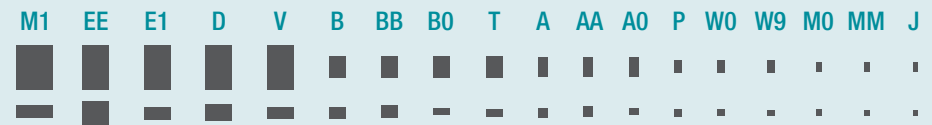


### APPLICATIONS



Polymer Capacitors Advantages Over MLCC	Polymer Capacitors Advantages Over Standard Tantalum	Polymer Capacitors Advantages Over Aluminum
<ul style="list-style-type: none"> <li>No piezo noise effect</li> <li>No capacitance loss with DC bias</li> <li>More robust design (no cracking)</li> <li>Superior temperature stability</li> </ul>	<ul style="list-style-type: none"> <li>Lower ESR</li> <li>Non-burn feature</li> <li>Better derating</li> </ul>	<ul style="list-style-type: none"> <li>Superior stability</li> <li>Longer life</li> <li>Higher operating temperature range</li> <li>Better volumetric efficiency</li> </ul>

### VISHAY CAPABILITY



### FOOTPRINT + PROFILE

Shown at actual size