

YMT

**SEALED CONNECTOR FAMILY
FOR SENSOR APPLICATIONS**

1.2 WP SERIES

INTRODUCTION

YMT 1.2 MM SERIES

Sealed connector family for sensor applications

The YMT 1.2 sealed connector series addresses the demand for sealed sensor connections that support ADAS applications and autonomous driving. Yazaki offers a connector family meeting the standardized interfaces used across multiple automotive OEMs and applications. The connectors contain the standard 1.2 mm terminal cavities and are available in clean body and terminal lance versions to satisfy different automotive OEM requirements. The products are designed to withstand harsh environments with high temperatures and demanding vibration profiles.

Features

- ▶ Compatibility to standard interfaces (USCAR/AK)
- ▶ Widely used system for sealed sensor applications
- ▶ High temperature and vibration capability
- ▶ Clean body and terminal lance versions
- ▶ Compatibility to standard 1.2 terminal systems including Yazaki YMT 1.2
- ▶ Connector position assurance (CPA)
- ▶ 2P, 3P and 4P female connectors

Specification

Validation specification	LV 214, USCAR-2
Sealing class	IP6K9K (with cover); USCAR S3 (with cover)
Vibration class	LV 214 SG4; USCAR V3
Temperature class	LV 214 SG4; USCAR T4
Terminal retention force min. (primary locking) / (secondary locking) / (primary & secondary locking)	55N / 55N / 80N
Connector to connector mating force max.	50N
Material connectors	PBT-IGF
Terminal removal tool	See handling manual: YPES-15-2065 / YPES-15-2066
Applicable wire size	0.13 - 1.0 mm ²
Terminal pitch	4.0 mm

YMT 1.2 SERIES CONNECTORS

Connector Part Numbers

Code	No. of Poles	Cavity type	Female Connector with CPA	Interface	Image
A	2	Terminal lance	7298-7901-30	120-S-002-1-Z01 C-114-18679-3 872-975-...	
B	2		7298-7902		
C	2		7298-7900-90		
A	2	Clean body	7298-7912-30	120-S-002-1-Z01 C-114-18679-3 872-975-...	
B	2		7298-7913-40		
C	2		7298-7911-10		
A	3	Terminal lance	7298-7903-30	120-S-003-1-Z01 C-114-18679-3 872-975-...	
B	3		7298-7904		
C	3		7298-7905-90		
D	3		7298-7906-20		
A	3	Clean body	7298-7917-30	120-S-003-1-Z01 C-114-18679-3 875-975-...	
B	3		7298-7918-40		
C	3		7298-7919-10		
D	3		7298-7916-80		
A	4	Terminal lance	7298-7908-30	120-S-004-1-Z01 C-114-18679-3 872-975-...	
B	4		7298-7909		
C	4		7298-7910-90		
D	4		7298-7907-20		
A	4	Clean body	7298-7924-30	120-S-004-1-Z01 C-114-18679-3 872-975-...	
B	4		7298-7925-40		
C	4		7298-7926-10		
D	4		7298-7923-80		

YMT 1.2 SERIES TERMINALS & SEALS

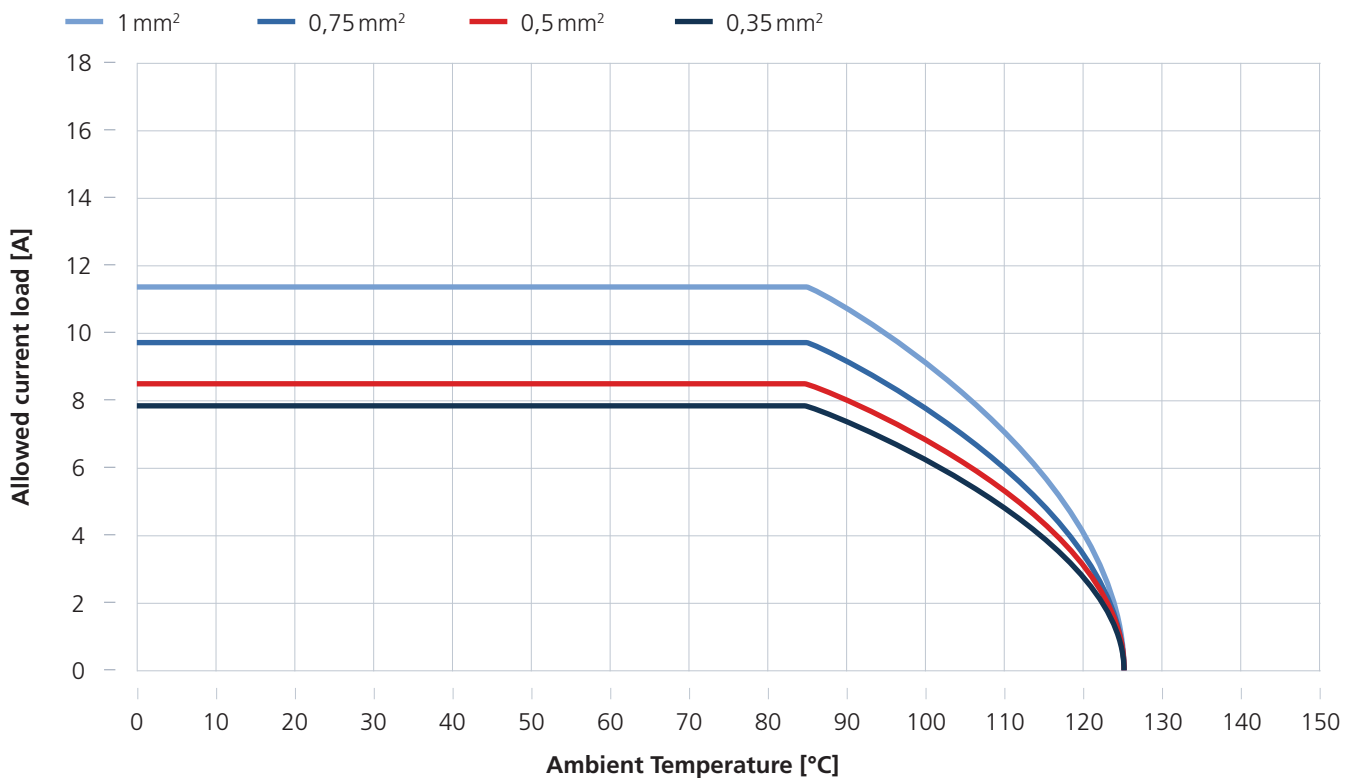
Highlights

- ▶ Sealed female terminals with locking lance or clean body for 0.35 to 1.0 mm² in multiple plating options
- ▶ Mechanical locked terminal hood for high resistance against damage during USW operations in the W/H assembly process



Derating Diagram

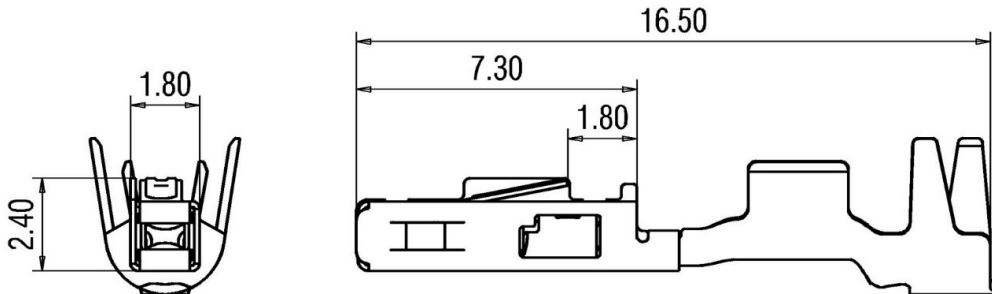
Terminals Free in Air – Sn plating.



For reference only, see product standard YYPES-11-04-292E for full details

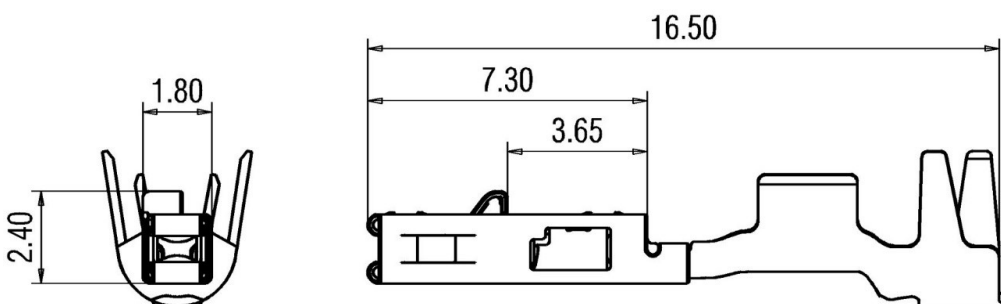
YMT 1.2 SERIES TERMINALS

Female Terminal (Locking Lance)



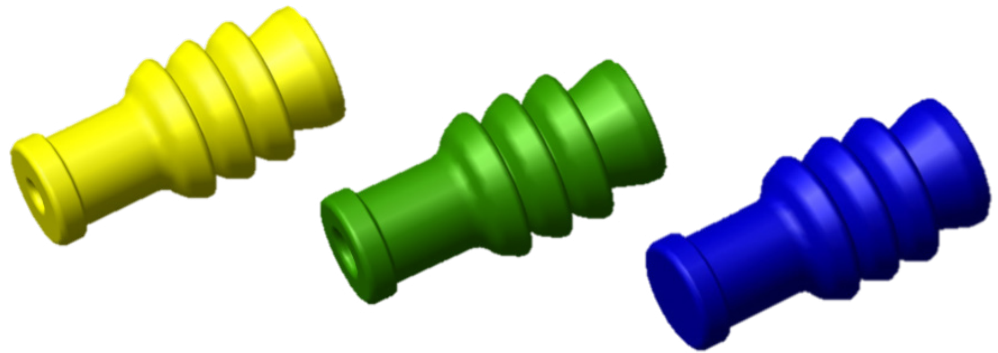
Part Number Female LL	Application	Wire Range [mm ²]	Material	Plating
7216-7632-02	Locking Lance Connectors	0.35	CuNiSi	Tin
7216-7632-06		0.35		Silver
7216-7632-08		0.35		Gold
7216-7633-02		0.50-0.75		Tin
7216-7633-06		0.50-0.75		Silver
7216-7633-08		0.50-0.75		Gold
7296-0021-02		1.0		Tin
7296-0021-06		1.0		Silver
7296-0021-08		1.0		Gold

Female Terminal (Clean Body SWS)



Part Number Female CB	Application	Wire Range [mm ²]	Material	Plating
7296-1982-02	Clean Body Connectors	0.35	CuNiSi	Tin
7296-1982-06		0.35		Silver
7296-1983-02		0.50-0.75		Tin
7296-1983-06		0.50-0.75		Silver
7296-1984-02		1.0		Tin
7296-1984-06		1.0		Silver

YMT 1.2 SERIES APPLICABLE SINGLE WIRE SEALS





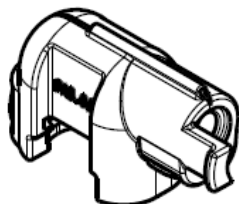
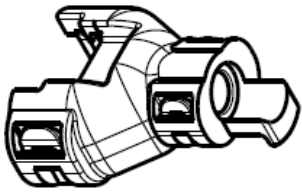
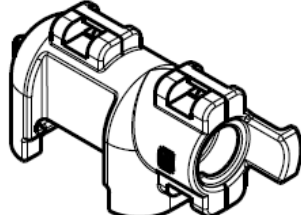

Suitable for connector cavity diameter 3.45 – 3.55 mm

Part Number Seal	Type	Wire Dia. [mm]	Wire Range [mm ²] (Ref. only)	Material	Color
7172-5568-70	Single Wire Seal	0.85-1.4	0.35	Silicone Rubber	Yellow
7172-5570-60		1.4-2.1	0.50-0.75 (1.0)		Green
7172-5572-90	Blind Plug	N/A	N/A		Blue



YMT 1.2 SERIES APPLICABLE ROUTING COVERS

Suitable for connector cavity diameter 3.45 – 3.55 mm

No of. Poles of applicable connector	Orientation	COT adapter	Cable tie holder	Part number PoeppeImann*	Image
2	90°	Y	N	1183008	
2	180°	Y	Y	1186859	
3	90°	Y	Y	1186480	
3	180°	Y	Y	1186788	
4	90°	Y	Y	1186598	
4	180°	Y	Y	1186182	

*Applicable routing covers to be purchased from [PoeppeImann](https://www.poeppeImann.com)

© The information in this document is the property of Yazaki. It cannot be reproduced or disclosed to third parties without prior approval from Yazaki.

Part numbers, specifications, dimensions, and performance data in this document are for general references only and are subject to change without notice.

To verify product information, please contact Technical Sales Support team.



TECHNICAL SALES SUPPORT
tss@yazaki-europe.com

Quotation



Sample Order



Version
14-09-2022

YAZAKI Europe Limited

Richard-Byrd-Str. 4-6a
50829 Köln
Germany

Phone: +49-(0)221-59 799-0
Internet: www.yazaki-europe.com
E-Mail: info@yazaki-europe.com