


TVS DIODES

**FOR GENERAL PURPOSE,
HIGH POWER AND AUTOMOTIVE**



Transient Voltage Suppression Diodes For Circuit Protection






Littelfuse, global leader in circuit protection products, offers a wide portfolio of discrete TVS Diode devices ranging from 200 watt to 30kW including ultra high power AK families up to 15kA.

TVS Diodes suppress overvoltage transients such as Electrical Fast Transients (EFT), inductive load switching and lightning in a wide variety of applications. TVS Diodes offer no wear-out mechanism which makes them capable typically of withstanding many thousands more overvoltage events. They also offer precision clamping voltage, low leakage, fast response, and compact design.

Features and Benefits

- Low incremental surge resistance
- Uni and Bi-directional polarities available
- Reverse standoff voltage range 5 to 530V
- Surface-mount ratings 200W to 5,000W
- Axial lead ratings 400W to 30,000W (30kW)
- High current protection available up to 15kA

TVS Diode Solutions For Your Various Applications

Series Name	Photo	Package Type	Reverse Standoff Voltage (V_R)	Peak Pulse Power Range [†] (P_{PP} 10x1000 μ s)	Peak Pulse Current (I_{PP} 8x20 μ s)	Halogen-Free	RoHS Compliant	UL Compliant	AEC-Q101 Qualified	
Surface Mount-Standard Application (200W-5kW)										
SMF		SOD-123	5.0-85	200W		•	•	*		
SMAJ		DO-214AC	5.0-440	400W		•	•	•		
P4SMA		DO-214AC	5.8-468	400W		•	•	•		
SMA6J		DO-214AC	5.0-12	600W		•	•	•		
SMA6L		DO-221AC	5.0-85	600W		•	•	*		
SACB		DO-214AA	5.0-50	500W		•	•	•		
SMBJ		DO-214AA	5.0-440	600W		•	•	•		
P6SMB		DO-214AA	5.8-468	600W		•	•	•		
1KSMB		DO-214AA	5.8-153	1000W		•	•	•		
SMCJ		DO-214AB	5.0-440	1500W		•	•	•		
1.5SMC		DO-214AB	5.8-468	1500W		•	•	•		
3.0SMC		DO-214AB	20-33	-						
SMDJ		DO-214AB	5.0-220	3000W		•	•	•		
4.0SMDJ		DO-214AB	24	4000W						
5.0SMDJ		DO-214AB	12-170	5000W		•	•	•		
Axial Leaded-Standard Application (400W-5kW)										
P4KE		DO-41	5.8-468	400W		•	•	•		
SA		DO-15	5.0-180	500W		•	•	•		
SAC		DO-15	5.0-50	500W		•	•	•		
P6KE		DO-15	5.8-512	600W		•	•	•		
1.5KE		DO-201	5.8-512	1500W		•	•	•		
LCE		DO-201	6.5-90	1500W		•	•	•		
3KP		P600	5.0-220	3000W		•	•	•		
5KP		P600	5.0-250	5000W		•	•	•		
Axial Leaded-High Power (1500W-30kW and 1kA-15kA for AK Series)										
15KPA			P600	17-280	15000W		•	•	•	
20KPA	P600		20-300	20000W		•	•	•		
30KPA	P600		28-300	30000W		•	•	•		
AK1		Radial Lead	76		1000A	•	•	•		
AK3		Radial Lead	15-430		3000A	•	•	•		
AK6		Radial Lead	30-430		6000A	•	•	•		
AK10		Radial Lead	30-530		10000A	•	•	•		
AK15		Radial Lead	58-76		15000A	•	•	•		
Automotive Grade Group										
SLD (or Load Dump)		P600	10-60	5000W (2200W Load Dump)		•	•	•	•	
TPSMA6L		DO-221AC	5-85	600W		•	•	•	•	
TPSMB		DO-214AA	11.1-77.8	600W		•	•	•	•	
TPSMC		DO-214AB	10.2-77.8	1500W		•	•	•	•	
TPSMD		DO-214AB	10-43 (Uni)	3000W		•	•	•	•	